



**NITI Aayog**

# NITI WORKING PAPER

---

**BHARATIYA MODEL OF INCLUSIVE GROWTH: SABKA SATH SABKA VIKAS**

**ARVIND VIRMANI**

**DECEMBER 2023**

# Bharatiya Model of Inclusive Growth: Sabka Vikas

Arvind Virmani <sup>1</sup>

## A. Introduction

India has recorded steady growth despite domestic and global challenges, including, once in a century pandemic COVID-19 followed by an oil price shock. Many of the ideas that have motivated Indian policy makers are also gaining acceptance in the developed countries and across the World. India's indigenous development strategy has not been static, but has evolved & developed with experience and changing national & international environments. It is therefore an appropriate moment to attempt a formalization of this development model. Two earlier policy papers [Virmani (2022a, b)] have outlined the "Bharatiya Model of Inclusive Development: Sabka Sath, Sabka Vikas, Sabka Vishwas" This paper elaborates the concepts with data, does a tentative analysis of the outcomes, and ends with some speculation about the future evolution of the model.

The first article of the Constitution of India states that "India, that is Bharat, shall be a union of states," implicitly codifying "India" and "Bharat" as equally official short names for the Republic of India. This is grounded in our civilizational history, including the proto-republic *Jana Padas* and *Maha-Janapadas*. Our age-old culture also influences our approach to economic & social development. One relevant aspect of this culture is the importance of the family and community in everyone's economic & social role. The sustainability of the family is a civilizational goal and is now expressed in a high household saving rate. The diet with a high proportion of cereals & low proportion of meat is also related to civilizational sustainability. Similarly, the traditional role of community in trade, production & investment continues to underpin entrepreneurship, capital raising & risk taking. The balancing of individual rights and family/community responsibilities has evolved over time & place but remains important. It is also reflected in the constitution in the form of citizens' rights and duties with respect to the Nation.

The next section (B) gives an overview of the inclusive growth and development model and expands on its first pillar, the Indian approach to market economy. It then goes on to present some of the economic reforms undertaken during the last 10 years to promote economic

---

<sup>1</sup> Author is Member, NITI Aayog.

growth. The third section (C) outlines the Indian approach to Social Welfare. A subsection presents some of the outcomes of this approach. The fourth section (D) focuses on the third pillar of the Indian model of economic development, a holistic approach to managing the complexity of macro-economic interactions & outcomes, and social dynamics underlying economic growth and inclusive development. Sub-sections explore several aspects such as inflation, investment and productivity, and trade and industrial policy. Section E hypothesises the possible direction for the evolution of the model in the next few decades. Section F concludes the paper. There is a glossary of terms after the references, and Appendices listing policy reforms and programs, at the end of the paper.

## B. The Model

The Indian model of inclusive growth, is grounded in an open, free market economy, undergoing “catch-up growth” and democratic social development. In simple terms, policy & institutional reforms, and provision of Public Goods and Quasi-public goods & services, drive private investment, human & social capital development, which in turn drive economic growth, job creation & productivity. The attempt is to set up a virtuous cycle in which empowerment of citizens & equality of opportunity for all, drive inclusive growth, which generates the revenues to enhance further empowerment. The model has three pillars: (1) Market economics, (2) Empowerment, and (3) Holistic Approach.

### *Pillar 1: Indic Market Economy*

The Indic Market economy is characterised by a balance between the role of private enterprise and market economy and selective Govt intervention to promote inclusive growth and general public welfare. This is a search which started decades ago, but has been refined over the last decade to find the optimal balance for a lower middle-income country (LMIC).

Private initiative and competition are the drivers of growth & productive employment. Business has a key role in the economic life of the nation, producing & selling goods & services and creating/generating jobs. All forms of business are part of this economic life: Companies, Micro, small & medium enterprises, self-employed, traditional and modern, domestic and foreign business.

Government is creating, and will continue to create, the economic and social environment, so that such entrepreneurship can thrive and grow in every community, social & socio-economic group, residing in every region, geography, of this vast and varied sub-continent.

Experience has shown that Govt monopoly over resources and economic & social activity, is inefficient, because the nature and incentive structure of Government inevitably produces risk averse behaviour which is the opposite of entrepreneurship/innovation. “Government has no business to be in business”, and “minimum Government maximum governance,” are phrases which capture the essence of this point. Unless the government’s role in the economy is carefully restricted to selected areas, it is likely to result in crowding out of private initiative & activity, which is generally more effective, efficient and sustainable intergenerationally. Sustained, inclusive growth, is the primary objective; Short term exigencies are carefully managed to minimise the impact on long term investment and growth.

Private Social initiatives (NPOs, NGOs) are a welcome and essential part of a democracy, as such social organisations can supplement and support the public in areas in which a humane, personal touch is required at the community level. The government can & must provide financial support, but bureaucracies are generally not very effective in providing sustained assistance to those requiring personal, emotional & social interaction, such as orphans, disabled, mentally challenged, widows & aged. Individuals & NGOs rooted in the local community are best positioned to do this. In addition, NGOs and NPOs can also complement government in areas in which it is ineffective or inefficient in providing basic services to the less advantaged members of society,<sup>2</sup>

This approach is flexible and consistent with *market economics, but with greater concern for market failure, externalities, information asymmetry and bounded rationality*.<sup>3</sup> In particular, the approach incorporates issues of, (a) Market competition, oligopoly & monopoly.<sup>4</sup> (b) Public & Welfare economics: Public goods provision by Government & externalities [positive in infrastructure, requiring govt incentives or subsidies and negative externalities (pollution) requiring dis-incentives]. (c) Neo-classical growth dynamics: Importance of Physical capital/investment; human capital (job skills), technology (R&D)/ knowledge (portals), efficiency/productivity (TFP). (d) Schumpeterian entrepreneurship, to drive new technology (R&D) and disruptive innovation.<sup>5</sup>

---

<sup>2</sup> For instance, SEWA imparted job skills and provided marketing support to women during 1970-1990.

<sup>3</sup> Bounded rationality is the theory that economic agents (consumers, producers, labour) have **limited rational decision making**, driven by three main factors – cognitive ability, time constraint, and imperfect information.

<sup>4</sup> With import liberalization and tariff reduction, market competition in India was increasingly seen in an international context; first by large capital-intensive industries directly affected by import competition and increasingly by all others.

<sup>5</sup> The method of funding S&T based startups, needs to be adjusted to take account of multiple stages of product & prototype development and continuing support for those which have higher probability of success.

These considerations motivate the government to create a conducive policy and institutional environment for private entrepreneurs to raise capital, build enterprises and compete; and policies that attract and facilitate the private sector to do what it can do best. Given the control mentality and complex web of laws, rules & regulations created by Indian socialism (1950-1980), the first & most critical task has been to identify and remove these controls from every product, natural resource & factor input, and replace them with modern regulations where economically justified. The business reforms action plan has systematically reduced and/or simplified 40,000 compliances to ease regulatory compliance. Building on reforms done earlier, GOI completed and initiated during the last 10 years, a series of reforms that rival those undertaken during the 1990s. The basic idea is to promote private competition, dismantle policy created monopolies, use modern regulations to regulate natural monopolies, externalities & information asymmetries, and retain (limited) government production & services only in sectors/industries/areas, which have a bearing on national security. These include liberalisation of the goods and services markets & factor markets (which were untouched by earlier reforms), exploration & mining of natural resources, private construction and maintenance of infrastructure, reform of public sector enterprises, banks and financial institutions, and promotion of digital & green economy (details in Appendix 1).

This approach charts a middle path between a *communist-socialist*, command & control economy and an ultra-capitalist one in which any form of govt intervention is viewed with suspicion. Individual initiative, including voluntarily formed groups, are the drivers of economic growth & employment generation, not the government. Government can be the enabler & facilitator and must ensure equal opportunity for all.

Government has thus created more space for itself to focus on filling gaps and addressing issues which the private sector is unable or unwilling to do - Public goods provision, financing, and regulation of infrastructure. An important role for the government is to ensure that the transport, energy, communications, industrial, urban & rural infrastructure is built and provided to the economy & citizens, in the most efficient way feasible. This has resulted in unbundling most infrastructure into parts which are virtual public goods, quasi-public goods & services, and are amenable to market competition. The unbundled parts are further disaggregated into the financing, construction and service provision segments as needed to maximise competitive supply. At one end, mobile telecom infrastructure & services and electricity generating plants can be financed and built by the private sector, but need to be regulated by a modern, professional regulator and regulations which promote competition & protect reasonable

consumer interests. At the other end, pure public goods such as village link roads and local roads, have to be financed completely by the central or state government, but can be built by the private sector and maintained by local governments. Competitive bidding has been widely & effectively used for construction of such public goods. However, quasi-public goods & services like railway lines & signalling systems, electricity transmission & distribution; or major ports, are financed and largely built & run by the central & state governments.

In the middle are a range of construction activities, maintenance and services and equipment related to highways, railways, airports, ports, waterways, power & telecom for which different combinations of Public Private participation (PPP) have been used. Infrastructure services which are amenable to collection of user charges by the private sector & are profitable, such as airports, minor ports, berths at major ports & railway stations are auctioned. Subsidy auctions are used, where the infrastructure is not profitable because of low population density or remoteness.<sup>6</sup>

The Indian government has pioneered the area of digital public goods & soft infrastructure. This includes the development of Unique ID for all citizens/residents (Aadhar), a universal payments interface (UPI) for payments, Digi Locker, India Stack and Health stack. It has promoted electronic markets like Government e-market (GeM) for purchase of goods and services by GOI (later opened to all State govts), National Agricultural Market (eNAM), and Open Network for Digital Commerce. (ONDC).<sup>7</sup>

Human capital development has been promoted through a number of information/knowledge platforms. Platforms like Skilling India, Shasakt, E-Pathshala, National Knowledge Network, Online Labs, India Agricultural platform & Farmer Portal were formed. The medical education and General public education policies have been revised for the demands of 21<sup>st</sup> century India. Vocational education & Skill development is an integral part of this policy as well as the Skill Development and Entrepreneurship Policy (2015). Skilling is promoted through the PM Kaushal Vikas Yojna (PMKVY), Jan Shiksan Sansthan, Craftsman training program (ITI) & National Apprenticeship Promotion scheme and the fee-based, private demand sensitive, model of the National Skill Development Corporation.

A number of schemes have been launched to stimulate innovation among different groups. The Atal Innovation Mission is a first of its kind scheme to fire the imagination of students and

---

<sup>6</sup> The winner is the one requiring the lowest subsidy.

<sup>7</sup> Glossary has brief explanations of each program, scheme & platform.

spark innovation. at the ground level. It has several components like Atal Tinkering labs, Atal incubation centres, Atal New India & Grand challenges, and Mentor India. Schemes to promote entrepreneurship and Start-ups include SAMRIDH, Start-up India Seed fund, Start-up leadership program, scheme for promotion of innovation, rural industries and innovation (ASPIRE), credit fund for start-ups (MUDRA) and CHUNAUTI challenge for motivating innovation.

The traditional entrepreneurs and the informal sector (MSMEs) are being nudged & supported (UDAYAM portal) to transition from the informal to the formal sector, through a number of initiatives. These cover training, credit systems, guarantees and account aggregators (RBI), technical assistance & technological upgradation, skilling (MCY), innovation, infrastructure and connectivity to national & international markets (see appendix).

## B.2. Economic Reforms & Outcomes

The reforms undertaken in the 1990s impacted aggregate per capita GDP growth after a lag of five to ten years.<sup>8</sup> Consequently, the stalling of fundamental reforms went almost unnoticed during 2004-13, despite rising inflation, the underlying twin deficit problem and a mini-BOP crisis towards the end of the “lost decade”. The Indian economy entered the mid-2010s with problems related to unreformed product & services sectors (agriculture, electricity, education), factor markets (labour, land, capital, management) and Government expenditures, taxes and public enterprises.

The first few years after the mini-BOP crisis of 2012-13, were spent on restoring macro stability, both in short term and in long term through a bankruptcy code (IBC) to deal with bank debts, a monetary policy committee (MPC) for flexible inflation targeting (FIT) and Goods and Services tax (GST) for stable indirect tax revenues<sup>9</sup>. Broad and deep economic reforms followed from mid-2019-20. Intensifying during the pandemic (2020 & 2021).<sup>10</sup> These covered a number of institutional reforms such as auctions of Natural resources (oil, coal,

---

<sup>8</sup> Virmani (2006), Virmani & Hashim (2011)

<sup>9</sup> The GST is the most important constitutional change of economic law since independence. Certain compromises had to be made with States to secure constitutional approval. These infirmities need to be removed through rationalization and simplification, including removal of cess in all but a few products.

<sup>10</sup> Confirming the old adage that a “Crisis is too important an opportunity to waste.”

minerals, spectrum),<sup>11</sup> Direct Benefit transfers (Aadhar, JAM. DCT-farmers), Environment (BS6, International solar alliance, EVs), Digital India (E-GOM, GEM, UPI).

The corporate tax was reduced to 25% along with an elimination of exemptions & deductions,<sup>12</sup> Private & foreign entry was allowed in industries previously monopolised by the public sector (Coal, oil, Defence, Space, Atomic energy, drones, maps), A strategic industry policy was framed for reducing share of State enterprises in the economy. Education policy (including medical education), was liberalised to allow regulated private & foreign entry and to integrate vocational education with regular education,<sup>13</sup> Labour codes and attempts made to reform electricity distribution, land and Agriculture trade policy.<sup>14</sup> There is a continuing effort to reform laws, rules and regulation to ease doing business (EODB).<sup>15</sup>

Judging the impact of the reforms is confounded by lags and external shocks like the pandemic and Ukraine war. The broad picture however is positive. India's Per capita GDP (PcGDP) has increased from 34% of World average in 2014 to 041% in 2022, raising its World rank from 142 to 138 over the same period. Absolute poverty has declined from 5.1% to 0.9% (adjusted for in kind transfers) and from 7.4% to 2.5% (unadjusted), over the same period (Table 1).

**Table 1: India's Per capita GDP-PPP relative to World & Poverty Rate**

	<b>2004</b>	<b>2014</b>	<b>2022</b>
<b><u>PcGdppp</u></b>			
<b>India/world</b>	0.25	0.34	0.41
<b>India Rank</b>	148	142	128
<b>(percentile)</b>	21%	27%	30%
<b><u>Poverty HCR (%)</u></b>			<b>(2020)</b>
<b>PPP\$1.9/day</b>	32.7	7.4	2.5
<b>w food trnsfr</b>	31.9	5.1	0.9
<b>PPP\$3.2/day</b>	73.8	43.3	26.5
<b>w food trnsfr</b>	73.5	39.7	18.1
<b>Source: WDI, WB &amp; BBV(2021), IMF</b>			

<sup>11</sup> There is room for improvement of the design of these auctions, given the global experience of the last few decades.

<sup>12</sup> A new Direct Code was formulated in 2009. It was reviewed by a Finance Ministry committee about seven years later. It needs to be modified to account for changes in international tax environment and introduced.

<sup>13</sup> There is a need for much greater use of digital systems, including expert systems, to raise the quality of teaching and learning. Innovation in hybrid systems is needed to improve the quality of education for all.

<sup>14</sup> As Labor laws are on the concurrent list, the new labor codes will become effective once every State has framed the rules for their implementation (only a few are left). Though the agricultural trade laws had to be withdrawn, independent research shows that similar laws have raised farmers income an average of 38% elsewhere.

<sup>15</sup> Many of the laws and rules remaining to be simplified come under the purview of the States.



Consistent data is also available from the Agricultural years 2017-18 (July 2017 to June 2018) to AY2022-23 from the PLF. This shows that the worker- population ratio increased by 3.7% per annum (US), and 3.3% per annum (CWS). The real wages of casual workers increased the fastest at 4.1-4.2% per year between AY18 and AY23, followed by the average income of self-employed at 3-3.1% per year (Table 2). Casual workers saw the least decline in real wages during the pandemic, because they had the option of returning to agriculture which was least effected by the lockdown and pandemic generally. The self-employed suffered the most during the pandemic but have recovered smartly during AY23(table 2) This recovery in AY23 is linked to the recovery of contact services and construction during AY2022-23, which also raised demand for and wages of, casual workers. The Vishwakarma, scheme(2023) should help raise the productivity and average income of micro enterprises further.

**Table 2: Employment and Real Wages**

<u>Agricultural year</u>	<u>2017-18</u>	<u>2018-19</u>	<u>2019-20</u>	<u>2020-21</u>	<u>2021-22</u>	<u>2022-23</u>	<u>Compound</u>
							(simple avg)
<b>Usual status (us)</b>	<b>0.47</b>	<b>0.47</b>	<b>0.51</b>	<b>0.52</b>	<b>0.53</b>	<b>0.56</b>	<b>3.7</b>
<b>Crnt Wkly St(CWS)</b>	<b>0.44</b>	<b>0.44</b>	<b>0.47</b>	<b>0.48</b>	<b>0.48</b>	<b>0.52</b>	<b>3.3</b>
<b>(gr rt)</b>		0.3	5.3	1.8	1.6	7.0	3.2
<b>Monthly Wage-ages 15-64</b>							
<u>Agricultural year</u>	<u>2017-18</u>	<u>2018-19</u>	<u>2019-20</u>	<u>2020-21</u>	<u>2021-22</u>		
<b>Real wages (rupees per month, deflated by CPI)</b>							Ay22/Ay18
<b>Casual Workers</b>	<b>4713</b>	<b>4902</b>	<b>4967</b>	<b>5070</b>	<b>5316</b>	<b>5781</b>	<b>4.2</b>
<b>(gr rt)</b>		3.9	1.3	2.0	4.7	8.4	4.1
<b>Salaried workers</b>	<b>12924</b>	<b>12990</b>	<b>12992</b>	<b>12822</b>	<b>12809</b>	<b>13290</b>	<b>0.6</b>
<b>(gr rt)</b>		0.5	0.0	-1.3	-0.1	3.7	0.6
<b>Self employed</b>	<b>7304</b>	<b>7492</b>	<b>7287</b>	<b>6992</b>	<b>7413</b>	<b>8506</b>	<b>3.1</b>
<b>(gr rt)</b>		2.5	-2.8	-4.1	5.8	13.8	3.0
<b>Nominal wages (Rupees per month)</b>							
<b>Casual Workers</b>	6438	6895	7381	7980	8863	9834	<b>8.8</b>
<b>Salaried workers</b>	17653	18273	19307	20182	21359	22607	<b>5.1</b>
<b>Self employed</b>	9976	10539	10829	11006	12360	14470	<b>7.7</b>
<b>CPI (2012)</b>	<b>136.6</b>	<b>140.7</b>	<b>148.6</b>	<b>157.4</b>	<b>166.7</b>	<b>170.1</b>	<b>4.5</b>
Data: PLFS; Source for Nominal wage, Bhalla et al (2023); Real wage is calc by using monthly CPI (2012) averaged over agricultural year (july-june)							

Data: PLFS; Source for Nominal wage, Bhalla et al (2023); Real wage is calculated by Author using monthly CPI (2012) averaged over agricultural year (July June).

Average real wages of salaried workers grew the slowest at 0.6% per year. suggesting that a greater focus is required on identifying and creating the job skills needed by the economy (rather than on general education which has increased greatly).

## C. Indian Approach to Social Welfare

### *Pillar 2: Antodaya & Empowerment*

The second broad element of the Bharatiya development model, is Antodaya & Empowerment. Antodaya means caring for the most disadvantaged in society. Empowerment means providing everyone in society an opportunity to develop her talent and/or income generating capability.

The government's effort to celebrate every festival, every birthday of national/regional/local leaders who took part in the freedom struggle, is an attempt to connect to the daily life of every citizen of the country, and thus create an indirect connection among them. In this context, Prime Minister, Shri Narendra Modi's regular, monthly radio talk, "Mann Ki Baat," has the same goal of connecting personally with every Indian, including youth & students. This can form the foundation of mutual empathy & understanding between every citizen, no matter how diverse the background, dress, food habits, spiritual orientation, cultural symbols and lifestyle. Social compassion is one outcome of this mutual empathy and communication. Another is social empowerment through recognition and celebration of their ancient heritage.

Shri D. D. Upadhyaya formulated it into a philosophy called "Integral Humanism" which also resulted in a welfare program named Antodaya. D B Thengadi (1995), speaks of a similar approach in his work 'The third Way'. Antodaya Empowerment<sup>16</sup> is the Indian competitor to the "European Welfare state." The Bharatiya Welfare State focuses on the lowest rungs of society, socio-economic development, and income levels. As Mahatma Gandhi said, "Recall the face of the poorest and weakest man you have seen and ask yourself if this step you contemplate is going to be of any use to him." This is something on which an overwhelming majority of the public, every community, socio-economic group, and political party has agreed-on.<sup>17</sup> This recognition & understanding is reflected in PM Modi's celebration of all occupations and achievements (including sports-formal/informal, art/crafts, social service/work, Yoga, Ayurveda, technology development, start-up innovation, academic achievement). Aspirations extending from the most local to the highest global level must be encouraged & supported.

---

<sup>16</sup> Shri Deen Dayal Upadhyaya formulated it into a philosophy called "Integral Humanism" which also resulted in a welfare program named Antodaya [Upadhyaya(2021)]. For Indian concept of empowerment. See also Virmani (2002)

<sup>17</sup> John Rawls formalized some of these ideas, and Daniel Chandler has reframed some of the ideas into a version relevant to contemporary conditions in Developed countries. India has always incorporated Mahatma Gandhi's concepts into its development policy, though they weren't formalized in the context of a mixed (socialist-capitalist) economy model which India followed till 1990.

The Bharatiya approach to social welfare is multi-faceted, including direct transfers to recipients & indirect subsidies through service providers, cash transfers (e.g. to farmers) & in-kind transfers such as free or below market price provision of goods and services (such as scholarships) and a broad range of “basic needs.”<sup>18</sup> Development economists have since formalised & quantified some of these Bharatiya welfare & development practices in terms of outcomes, termed multi-dimensional poverty indicators.

Welfare of the poorest, less-abled, aged and those facing personal tragedy or misfortunes, is a part & parcel of India’s cultural history, adapted to the modern world and given a modern face. Targeted, selective safety nets are for those affected by natural disasters and macro shocks, beyond their control, and for medical tragedies beyond the ability of even the most prudent households to cope with! The provision of free food (mainly cereals) to 2/3<sup>rd</sup> of the Indian population (i.e., over 900 million people) during the pandemic, is a very successful example of this approach.

Research had shown that catastrophic illness of the income earners in households above the poverty line (APL) was a major factor in pushing such households below the poverty line (BPL). The National health insurance protection scheme, covering 100 million poor and vulnerable families addresses this problem. PM-JAY provides a cover of Rs 500,000 per family for secondary and tertiary hospitalization to about 550 million beneficiaries. The Pradhan Mantri Suraksha Bima Yojna (PMSBY) is a Govt backed accident insurance scheme, which provides Rs 200,000 in case of accidental death or disability and is invaluable to families of informal sector workers.

The concepts and the prioritization of programs & projects has changed & evolved over time and existing schemes have been revamped, relaunched and pursued with much greater vigour and shortened time lines. The Deendayal Antodaya Yojna was integrated into the SGSY in 2015. The mid-day meal scheme was relaunched as PM-Poshan, an overarching scheme for holistic nourishment. The Swachh Bharat mission, one of the most successful public health programs, has ensured that all citizens have a toilet in their home or access to public toilets, including adequate toilet facilities in government schools. The Jal Jeevan Mission and Har Ghar Jal scheme are in striking distance of providing clean tap water to every citizen in the country. The PM Awas Yojna has provided an opportunity to every household to construct and live in a pucca house. The Deendayal Upadhyay Gram Jyoti Yojna for rural electrification has

---

<sup>18</sup> In political parlance, these were sometimes referred to as, “Roti, Kapda, Makaan.”

been energised and complemented by PM Saubhagya, Sahaj Bijli Yojna to provide electricity to every village;

Many new programs have been introduced in new areas. For instance, financial inclusion indicators are not part of UN SDG goals, but are a part of India's inclusion approach. In addition to the Jan Dhan scheme the JAM Trinity was introduced to maximize the benefits to the previously excluded. The Ujjwala Yojna has brought cleaner cooking fuel to households which were earlier completely dependent on highly polluting wood stoves or kerosene. The Deendayal Upadhyaya Gram Jyoti Yojna and Bharat lamp Yojna, were energised and complemented by the PM Saubhagya: Sahaj Bijli Har Ghar Yojna and the Unnat Jyoti Yojna to provide electricity connections and energy efficient LEDs to every household. Infrastructure development thus has a dual goal; To improve competitiveness, productivity and growth and to empower citizens to fulfil their full potential

A related area of evolution has been in terms of development, strengthening and refining of, the concept of empowerment (JDY, JAM, PMBSY), and implementation of "equality of opportunity. This has been influenced by the incredible diversity among the people of Bharat-Diversity of (group) backgrounds, and individual aspirations & goals. This contrasts with the uniformity of the European Nation States and many African & Asian countries. India's diversity is consistent with the legacy of millennia of cultural-civilisational unity going back thousands of years, to Vedic times. The differential opportunity for different groups of people and across different parts of India, and Bharat Varsha's ancient culture as well as its legacy of divisions & distortions. This leads to a conviction among modern thinkers grounded in ancient philosophy, culture & history, that modern Indian society (government, NGOs) must *empower* people in every group (women, youth, poor, farmers), and give them an equal opportunity to fulfil their personal interests/ambitions. But also, the belief that personal motivation and individual hard work is a very important element of success, once equal opportunity is provided. The Bharatiya concept of empowerment, social welfare and "equality of opportunity," have a large overlap. There are also layers of general all India schemes, and schemes specially directed at disadvantaged regions and socio-economic groups. Such a "saturation approach", can however, lead to overlap and wastage if not periodically reviewed and re-evaluated.

The agenda of inclusion and empowerment of disadvantaged areas (e.g., rural) and groups (e.g., women) is being pursued vigorously with an outcome-oriented approach. The Rashtriya Gram Swaraj Abhiyan (RGSA), Svamitra Yojna, Sanjhi Yojna address village development, PM Jan

Vikas Yojna addresses multi sectoral development, while National Career service and Garib Kalyan Rojgar Abhiyan, Deendayal Upadhyaya Grameen Kalyan Rojgar Yojana, Deen Dayal Upadhyaya Rural Skills schemes attempt to bridge the gap in job skills of the poor & rural areas.<sup>19</sup>

## C.2 OUTPUT and OUTCOME

One indication of the success of these schemes is the all-round improvement in the indicators of Multidimensional poverty, between 2015-16 and 2019-21, based on NFHS data (Table 3). The greatest improvement in these indicators has taken place in the poorest States and in indicators which were the worst. The aggregate index of MDP has declined to ~15% which is less than the 18% poverty rate based on the \$3.2/day/person poverty line (Table 1).

*Table 3: Indicators of Multidimensional Poverty (NITI 2023)*

<b>Headcount Ratio: % of total population deprived in each indicator</b>				
<b>Dimension</b>	<b>Indicator</b>	<b>NFHS-4 (2015-16)</b>	<b>NFHS-5 (2019-20)</b>	<b>Change (5 yrs)</b>
<b>Health</b>	Nutrition	37.6%	31.5%	-6.1%
	Child & Adolescent Mortality	2.7%	2.1%	-0.6%
	Maternal Health	22.6%	19.2%	-3.4%
<b>Education</b>	Years of Schooling	13.9%	11.4%	-2.5%
	School Attendance	6.4%	5.3%	-1.1%
<b>Standard of Living</b>	Cooking Fuel	58.5%	43.9%	-14.6%
	Sanitation	51.9%	30.1%	-21.8%
	Drinking Water	10.9%	7.3%	-3.6%
	Electricity	12.2%	3.3%	-8.9%
	Housing	45.6%	41.4%	-4.3%
	Assets	14.0%	10.2%	-3.8%
	Bank Account	9.7%	3.7%	-6.0%

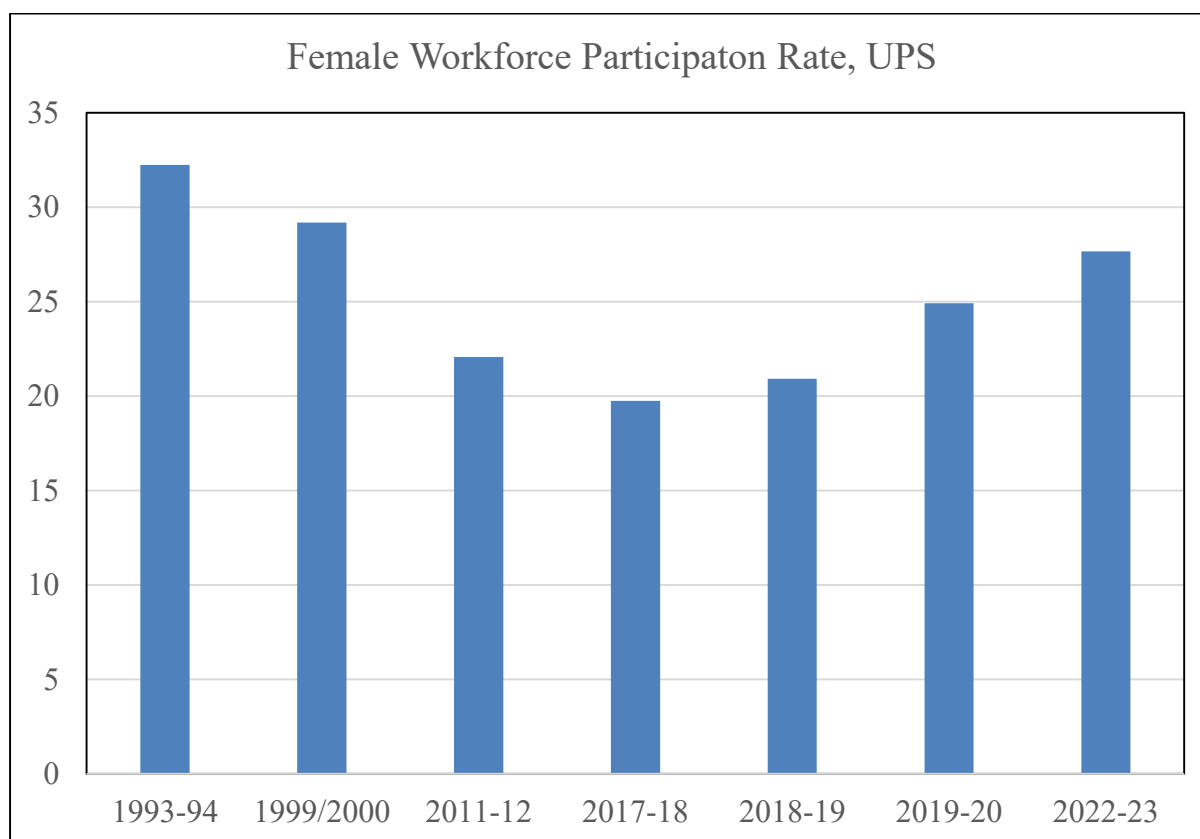
Gender imbalance is sought to be corrected and women empowered through the “Beti Bachao, Beti Padhao: Mission Shakti, social movement, Bharat Ayushman, One Nation One helpline & Emergency response support service (ERSS), safe city project and strengthening women’s help desks and recruitment of Women police officers. A number of schemes like, Sukanya

<sup>19</sup> Given the large number of schemes (CS & CSS), a benefit – cost analysis is needed to determine the reallocation of funds from less to more effective schemes.

Samridhi Yojna, Mahila Samman Certificate, PM Matritva Vandana Yojna, complement the general schemes like house construction, private & public toilets, clean drinking water, and LPG, help remove the drudgery of women’s life & work. Children’s programs like Poshan Abhiyan, CMPO also lighten the unequal burden on women. Many rural programs like PMGDISHA, NRLM & entrepreneurship programs are being reformed to ensure equal focus on women.

Female workforce participation rate (FWPR) has increased from 19.7 in 2017-18 to 27.6 in 2022-3 (Figure 1). Increase in FWPR in rural areas was ~23% points, and in urban areas was ~5% points. 70% of the increase in female workers was in agriculture, more than half of this in jobs vacated by males. Female workers as percent of working population, rose in services from 9.5 to 12.5 & and in Manufacturing from 2.75% to 4%.<sup>20</sup>

**Figure 1: Female Empowerment: Jobs**



*Source: Prepared by Goldar and Aggarwal (2023) using EUS & PLFS. UPS=Usual principal status.*

If one focuses on the Prime age workers (25-64) and college educated workers, the performance is even better. Female labour force participation rate in this age has increased by 50% between

<sup>20</sup> Source: Goldar & Aggarwal (2023)

AY2017-18 and AY2022-23 (Table 4). Similarly, the wage gap between college educated women and men is 3% for unmarried women and 16% for married women (Table 5).

**Table 4: Female Labor force participation rate (LFPR)- Prime age**

<b>Usual Status Labour Force Participation India-Levels &amp; Gender Gap</b>				
	2011	2017	2019	2022
<i>Women in labour Force (%)</i>				
Ages 25-64	37.5	29.6	37.5	45.6
<i>Men in labour Force (%)</i>				
Ages 25-64	95.8	94	94.4	95.3
<i>Gap - Labor force Participation (%) *</i>				
Ages 25-64	60.9	68.5	60.3	52.2
<i>Source: NSS PLFS data various years; World Bank financed study,</i>				
<i>Authors: Surjit S Bhalla, Tirtha Das, Karan Bhasin, Abhinav Motheram,</i>				
<i>Notes: * Gender Gaps are defined as 100* (Male value - Female value)/Male Value;</i>				
<i>Data for Usual status definition of employment i.e. worked at least 30 days in year.</i>				

**Table 5: Gender wage Gap among college educated: India relative to USA**

<b>Gender Wage Gap in 2022 (in % of male wage)</b>		
	India	USA
All workers	30	17
<u>College educated</u>		
Unmarried (single, widowed, separated)	3	6
Married	16	20
Source: Surjit Bhalla calculation based on PLFS		

## D. Indian Approach to Macroeconomic Management

### *Pillar 3: Holistic Approach: Pragmatism*

India follows a holistic approach grounded in our spiritual philosophy & civilizational culture. The oneness of humanity is reflected in the phrase Vasudeva Kodambakkam.<sup>21</sup> Though logic and empiricism have a central place in dealing with the physical universe, there is a deeper intuition that can only arise from deep reflection or meditation. This leads to a pragmatic approach to highly complex and interconnected issues.

India's holistic approach to the '*Green Economy*' is one example. The starting of the International solar alliance, the push for renewable technology and the Life styles for environment (LIFE) program, including replacement of water intensive cereals by water efficient millets and replacement of carbon intensive meat products by healthy vegetables & fruits. Other elements of the holistic approach to green economy include throwaway products by repairable and/or recyclable household equipment.

Macroeconomic management is another example of the holistic approach. A key element of this is openness to all theories, empirical evidence and experience of every country, but keeping ourselves firmly anchored in our economic, social & cultural reality. The government instinctively gives priority to experience and evidence, over theory and ideology. Evidence must be based on the experience of credible, trustworthy, interlocutors. Finding out which policies work and which don't, what is more effective/efficient in achieving goals is almost a necessary condition for reform. The result is pragmatic policy formulation which gives weight to theory, formal & anecdotal evidence and an iterative approach in policy making, with feedback loops to improve policies. PM is very eclectic about the source of the evidence; but alert to selection bias arising from ideology or self-serving theory.<sup>22</sup>

The holistic approach is also reflected in a definition of the government's role. As the unbundling of infrastructure and its financing, facilitates the assignment of different bundles to the private sector, the public sector and to public-private partnership (PPP), based on

---

<sup>21</sup> The oneness of all living beings is reflected in the worship of gods with animal features and reverence for nature. The underlying unity of the visible universe and the invisible reality is reflected in the concept of Atman & Parmatma.

<sup>22</sup> Comprehensive tax reform of all Union Govt taxes, based on holistic mix sound economic analysis, experience of tax practitioners, CAs and revenue collectors, and international evidence, is needed to promote inclusive growth, in the context of new global opportunities.



effectiveness, efficiency, cost minimisation, and quality maximisation. This approach is pursued with unprecedented vigour, to accelerate the development of viable, high-quality infrastructure

Experience based pragmatism also leads to fiscal conservatism; Conservative principles of household finance & business investment are applied to Government finance, minimising unproductive expenditures, and borrowing for investment in productive assets in which return is higher than the cost of borrowing. Empirical evidence on fiscal multipliers is given due weight in fiscal policy. The empirical estimates showing that the Govt capital expenditure multiplier in India is 2.5 times the revenue expenditure multiplier, has led to an annual 33% growth in capital expenditure allocation in each of the last three GOI budgets. Despite international conventional wisdom, and internal pressures, GOI did not undertake a large fiscal stimulus in 2020, but carefully targeted expenditure and financial support to those who needed it most. Given the lockdown & pandemic related uncertainties, it also adopted a phased approach; introducing new measures to new information which clarified the nature & dimension of the problem (e.g., which sectors & segments were most affected, and whether the problem was on demand or supply side).

A holistic approach also dictates that monetarist obsession with inflation targeting is replaced by flexible inflation targeting, appropriately balanced with the importance of GDP growth, given India's experience with supply shocks, historically arising from monsoon failure. Credit policy is also used to aid fiscal & monetary policy, based on Indian experience with fragmented (informal) & missing financial markets. The pandemic, with its large and varied uncertainties, demonstrated the value of the holistic-pragmatic approach; Credit measures were carefully targeted, given the positive & negative demand-supply imbalances across different sectors and geographies. The monetary measures were also co-ordinated with fiscal measures, such as credit guarantees by GOI. The success of the iterative approach to policy, with feedback loops, was thus demonstrated in the management of fiscal, monetary and credit policy under the unprecedented Pandemic shock.

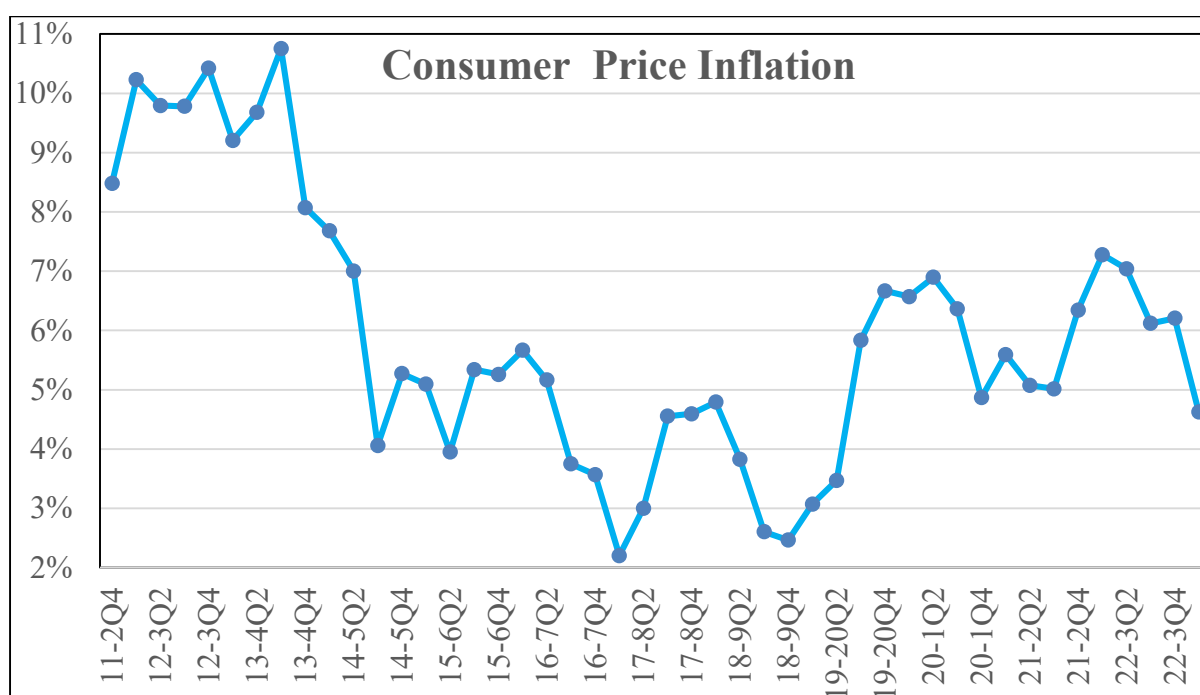
Macroeconomics, unlike microeconomics, is extremely heterodox, with no universally accepted theory or unambiguous empirical evidence, on all major macroeconomic variables. In most cases, theories have been formulated based on research conducted in Advanced economies (AEs) but their applicability to Emerging market economies (EMEs) and Least Developed Countries (LDCs) has to be further validated. Empirical evidence is largely from AEs, as the quality of research in EMEs & LDCs is constrained by scarce availability and poor

quality of data. There are therefore differences between the efficacy of various policies in AEs and EMEs. Consequently, empirical evidence can vary by stage of economic development, time, place and nature of shocks. There are no policies that work universally to accelerate growth, only a set of policies that can be probabilistically slotted into good/positive, bad/negative & neutral.

## D.2 Macro-management: Inflation

An outcome of this holistic-pragmatic macroeconomic management was a sharp decline in CPI inflation from the second quarter of 2014-15 (Figure 2). Average CPI declined from 9.4% in the 10 quarters to Q1 of FY15 to 5.1% in the subsequent 10 quarters (Table 6). The inflation averaged an even lower 4.9% to date, despite the supply disruptions caused by the world-wide pandemic. The effect of holistic macro-management has also been reflected in the decline in BOP imbalances since 2013-14 and in Gross and Net NPA of the banking system. The balance sheets of the corporate sector also strengthened and FDI recovered from retrospective tax fears.

**Figure 2: Inflation CPI (new series)**



Source: Authors compilation.

**Table 6: Quarterly CPI Inflation**

Average CPI inflation (%)	
<u>quarters</u>	<u>Gr rate</u>
2011-2q4 to 2014-5q1	9.4
2014-5q2 to 2016-7q3	5.1
2014-5q2 to 2023-4q1	4.9

*Source: Authors calculation.*

There are also many development/growth narratives which sharpen intuition and provide guidance. A holistic approach to economic growth and short-term macro-management is most appropriate, especially in EMEs and LDCs. This requires an understanding of the wealth of theoretical work and empirical evidence, and combining it with practical experience of macro-economic management and intuition. Complex macro-economic linkages, such as those arising from the structure of indirect taxes (import tariffs, export duties & VAT/GST), and the Direct tax code, work below the surface, and are not obvious/visible, thus requiring a broader & deeper holistic perspective than normal.<sup>23</sup> They may therefore receive lower priority, unless the specific theories & empirical evidence underlying each of them is studied, integrated and applied

### D.3 Investment & Productivity

Though the effect of policy reforms on growth are confounded by J curve effects [Virmani & Hashim (2011) & Virmani (2020)] some signs of positive effect on investment & productivity can be detected. Virmani (2018) showed that decline in the investment rate, from its peak is entirely due to a decline in the household investment in housing, commercial real estate & structures. If analyzed in constant prices the decline had been largely reversed. Revised and extended constant price series from the RBI allow us to revisit this issue. The real investment rate (GFCF/GDP) in 2022-23 is at 34%, marginally lower than its peak of 34.3% which has almost re returned to the peak in 2011-12 (*Figure 3*). However, the average investment rate during FY15 to FY23 is 31.8%, 0.8% points higher than the 31% average during FY2005 to FY2014. Data on gross fixed capital formation by assets & institutional sector, available till FY2022, confirms that most of the decline from the peak was due to Household direct investment in housing et al, which was lower by 1.4% points of real GDP during 2015-16 to 2017-18 than in 2013-14 (*Table 7*). All other fixed investment has been on an uptrend since 2011-12 and was at 24.6 % of GDP in 2021-22 compared to the previous peak of 22.6% of GDP in 2012-13. The trend decline in household investment in infrastructure is reflected in the trend decline in household savings in physical assets, with the entire decline in household gross and net savings explained by savings in physical assets (*Table 8*).<sup>24</sup> Table 8 also shows that

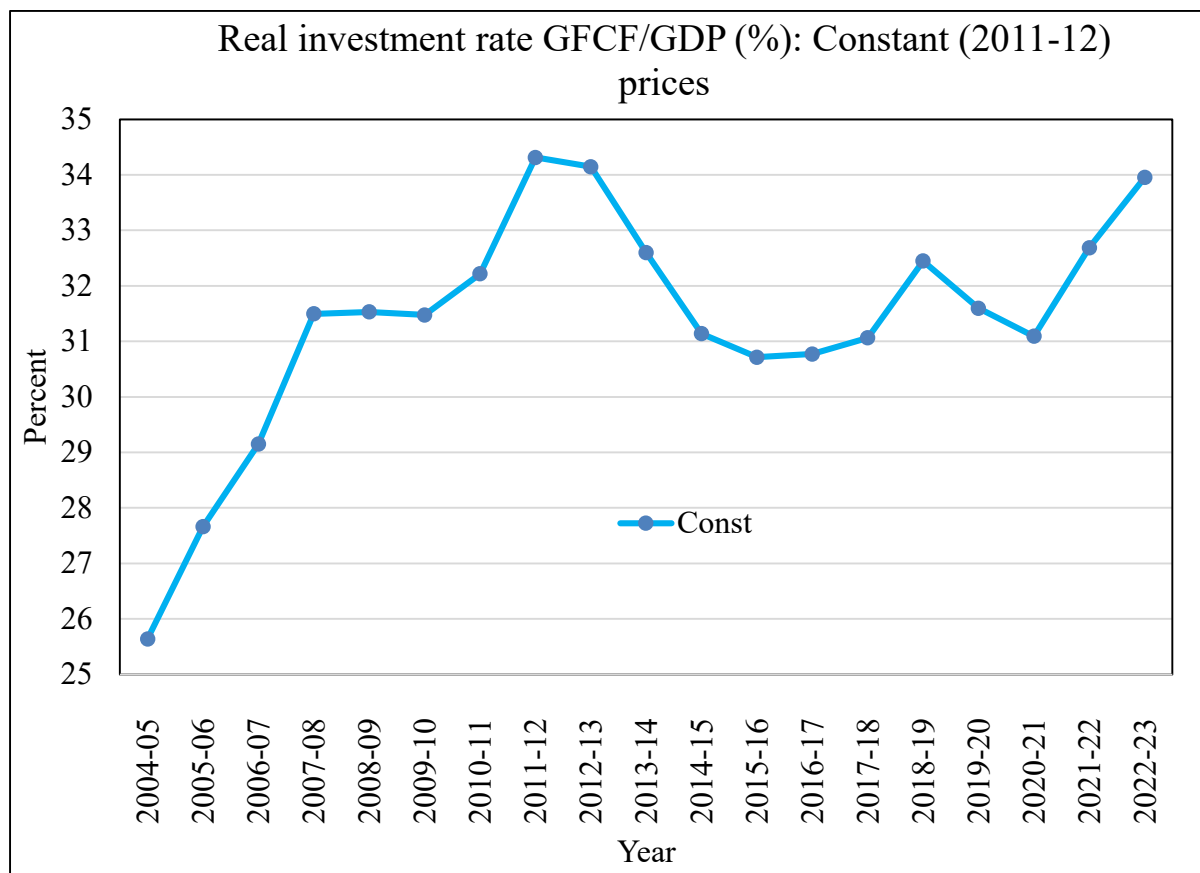
---

<sup>23</sup> The measurement and understanding of these effects in different sectors/industries, and different groups of economic agents, requires theoretical and empirical modelling. Besides this, it also requires knowledge and intuition of the macro economy of the specific country. There are a series of papers on the EGROW Website.

<sup>24</sup> This decline is related to the actions taken against black money transactions in real estate, and the effort to clean up the industry through the promulgation of RERA. As a result, real price increases completely stopped

though total corporate investment has fluctuated a lot, private corporate investment in 2021-22 is the same as in 2012-13, and higher than the average of 2011-12 to 2013-14.

**Figure 3: Gross Fixed Capital Formation (GFCF) in constant 2011-12 prices**



Source: Authors compilation.

**Table 7: Investment rate (GFCF/GDP) at Constant 2011-12 Prices (%)**

	2011-12	2012-13	2013-14	2014-15	2015-16	2016-17	2017-18	2018-19	2019-20	2020-21	2021-22	2022-23
GFCF	34.3	34.1	32.6	31.1	30.7	30.8	31.1	32.4	31.6	31.1	32.7	34.0
HH Houses, building	12.8	11.5	11.1	10.3	7.7	7.7	7.7	8.1	7.3	7.9	8.1	
GFCF-HHhsbldg	21.5	22.6	21.5	20.8	23.0	23.1	23.4	24.3	24.3	23.2	24.6	
Private corporations	32.7	36.1	38.8	37.1	41.3	38.9	36.4	35.2	37.9	37.4	36.1	
Corporate (pvt & public)	15.1	16.0	16.3	15.1	16.7	15.4	14.7	15.3	15.3	14.7	15.0	

Note: GFCF for 2019-20 to 2021-22 has been revised, but institutional detail is unavailable.  
 In this table we have attributed the entire revision to HH investment which is mostly a residual  
 HH = Household

in the major metros of Mumbai and Delhi, for several years, as seen from the Housing price index. Real prices have started increasing recently, indicating a gradual pickup in demand under the new, cleaner system.

**Table 8: Household Saving as % of GDP in current prices**

	2011-12	2012-13	2013-14	2014-15	2015-16	2016-17	2017-18	2018-19	2019-20	2020-21	2021-22
Gross HH Savings	27.0	25.8	23.5	22.6	20.8	21.2	23.7	24.4	23.0	26.3	23.1
Net HH Savings	23.6	22.5	20.3	19.6	18.0	18.1	19.3	20.3	19.1	22.4	19.7
Net financial saving	7.4	7.4	7.4	7.1	8.1	7.4	7.6	7.9	7.7	11.5	7.6
Saving in physical assets (direct investment)	15.9	14.7	12.6	12.1	9.6	10.4	11.4	12.2	11.2	10.7	11.8
<b>Note: Finances for Gross Capital Formation are only produced at current prices</b>											

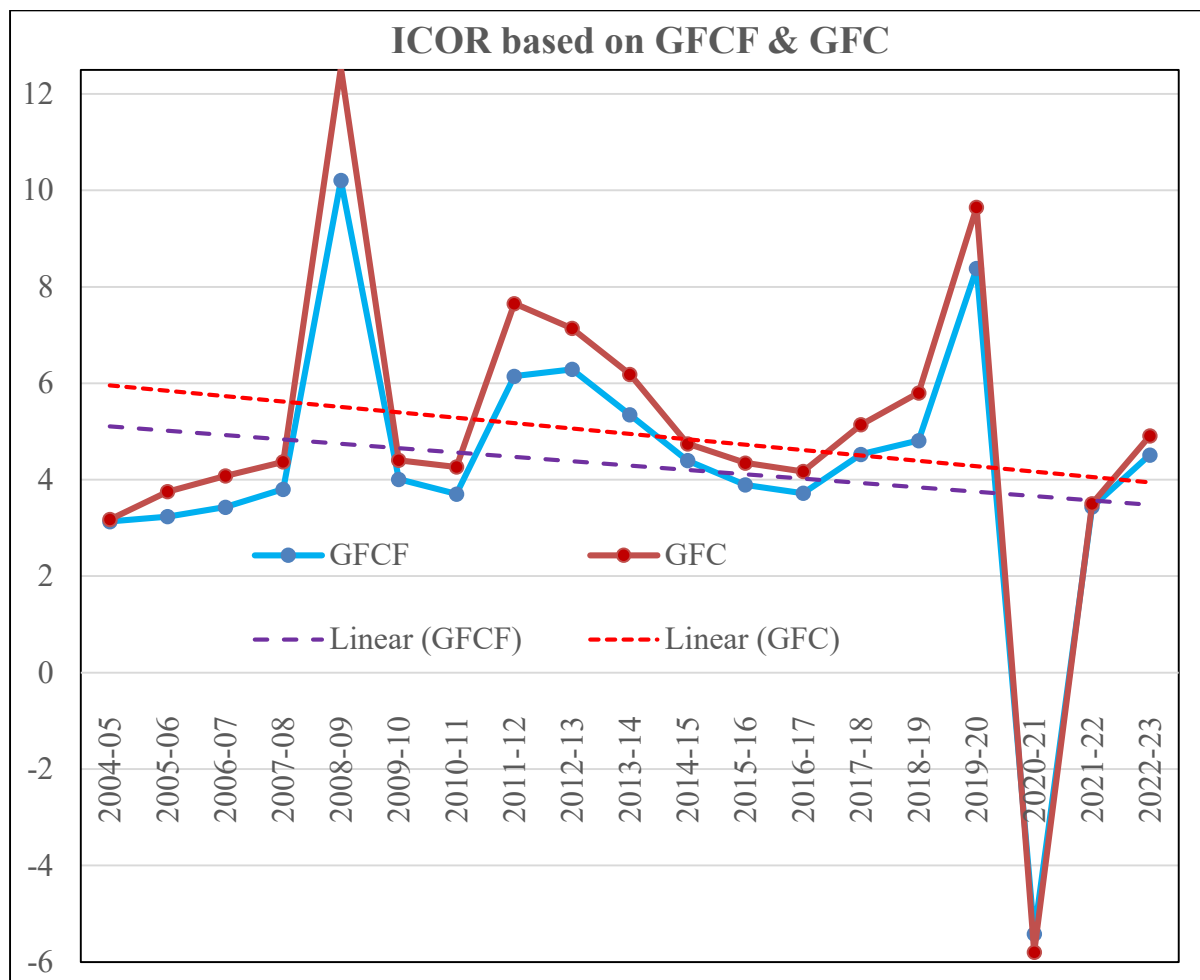
The Union Govts budgeted capital expenditure has risen by 1/4<sup>th</sup> -1/3<sup>rd</sup> in each of the past three budgets, with a significant share devoted to public goods infrastructure. This has played a critical role in the recovery of total investment during a period of great uncertainty, created by repeated waves of Pandemic, global supply chain disruptions and disruption of World food and fuel supplies by war. An estimated capital expenditure multiplier (Bhanumurthy) of 2.45, will drive subsequent GDP growth, directly by providing wage income to construction workers and crowding-in private investment in industries related to infrastructure construction. Global uncertainties related to excess capacity created in PRC, may however delay the longer term (3 year) effect.

The Incremental capital output ratio, based on Gross capital formation (GCF) or gross fixed capital formation (GFCF), has been on a downtrend trend (*Figure 4*). The average (simple) ICOR based on GFC (GFCF) increased from 4.5 (4.8) during 2000-01 to 2003-04 to 5.8 (4.9) during 2004-05 to 20013-14 and then declined sharply to 4.1 (3.6) during 2014-15 to 2022-23.

The “holistic-pragmatic” approach has also been applied to the socially & politically fraught issue of the structural issues related to the shift of workers from Agriculture to Industry and Services. As is well known 2/3<sup>rd</sup> of population is still in rural areas, with 45% of rural workers still dependent on agriculture. Agriculture is in the State list of the constitution, and thus the responsibility of the State Govts, with the right to make policy, which they guard. But the issues of structural change, employment, industry (e.g., fertilizer) and cross-State trade also come within the purview of the Central Govt. The issue is complex and requires a holistic approach, but fragmentation forces a pragmatic response. Several State govts have reformed agriculture policy, but many have not. So, the Central Govt has tried to use the policy handles available to it under the constitution. These have included reform of three critical central laws to introduce competition in agricultural trade, so as to encourage crop diversification, diversification from crop to animal husbandry, fisheries, forestry and other non-crop allied activities. Ether elements of the holistic approach include, branding of unique local crops through GI indicators, creation of electronic markets to connect local markets to national & international markets (e NAM),

promoting organic farming and Biofuels, and promoting upskilling of Artisans & craftsman to promote non-agricultural activities.

**Figure 4: ICOR based on GFCF and GFC**



Source: Authors compilation.

**Table 9: Growth of Agricultural Value Added & Crop productivity (compound annual %)**

	Value added	Productivity (yield per hectare)					
	Agri & allied	Rice	Wheat	Coarse Cereals	Pulses	Oilseeds	Sugar cane
<b>fy00-fy04</b>	2.1	1.6	0.9	2.7	1.0	2.4	-3.6
<b>fy05-fy14</b>	3.4	1.6	1.3	3.2	1.20	0.9	1.7
<b>fy15-fy23</b>	3.7	1.8	1.6	3.7	1.24	1.7	2.0

**Source: Authors calculations based on RBI DBIE data**

The outcome of this approach is given in table 9. The first column gives the compound annual growth rate of Value added in Agriculture and Allied sectors. This has accelerated marginally in the last 9 years to 3.7% from 3.4% per year in the previous ten years. The table also shows that the rate of productivity growth over these two periods, has also accelerated in all major crops, the most in oilseeds and the least in pulses.

## D.4 Trade and Industrial Policy

From the limited historical evidence available, we know that in ancient & medieval India, Bharat's prosperity was positively correlated with the vibrancy of international trade. However, the colonial experience of manipulation of trade policy to promote colonial industry & income, while eviscerating local industry, has left a big question mark in the minds of many citizens! International trade policy has therefore fluctuated between autonomy/self-sufficiency and Openness, with different definitions of these two extremes contending for primacy.

The evolution of trade policy, from Make in India to Atma Nirbhar to FTAs with developed countries, is an example of pragmatism. The experience of Korea, Singapore, Hong Kong, Taiwan (NICs), Thailand and Malaysia show that, a broadly free trade policy can be selectively tweaked in the early stages of development to, (a) give temporary subsidies & tariff protection, provided it increases competition in medium term (not reduces it), and (b) The importance of FDI in internal trade networks of MNCs, and its critical role in export supply chains.

A holistic and pragmatic approach also requires an appreciation of the fact that, CCP ruled Peoples Republic of China (PRC) is different. After being admitted to the WTO, PRC has become the Factory of the World through asymmetric trade (NTBs), FDI, technology, Credit and subsidy policy. This is reflected in the 44% share of ADP and 40% share in Telecom & optical equipment, and tens of other products (Table 10).<sup>25</sup>

A recent World Bank study (October 2023) shows that between 2017 and 2022, US tariffs on imports from China, led to a reduction 5.3% points in its share of all goods and 13.7% points in its share of Strategic goods (as defined by USA), Countries with the biggest gain in US import share of all products were Vietnam (1.9 ppt), Taiwan, China (1 ppt), Canada (0.75 ppt), Mexico (0.64 ppt), India (0.57 ppt) & S Korea (0.53 ppt). In strategic goods India's gains were relatively lower, with its rank dropping from 6 to 10.

To raise India's ranking in the supply chain shifts, we need a Dualistic trade policy. A “*dualistic trade policy*” which treats a country which has monopolised a wide range of manufactured exports through asymmetric policies, differently from the Rest of the World, is consistent with a holistic and pragmatic approach. In a dualistic trade policy, higher tariffs would apply only

---

<sup>25</sup> The degree of monopoly is likely to be much higher for many products at higher digit level.

to mercantilist-monopoly exporting countries (under a national economic security exemption to WTO), but not to the Rest of the world (ROW).<sup>26</sup>

*Table 10: PRC, Factory of the World or Manufacturing Monopoly?*

<b>China's Merchandise Exports, 2021 (% of World exports)</b>	
<b>Product</b>	<b>share</b>
<b>Office machines and automatic data processing machines</b>	<b>36.8%</b>
<b>Automatic data processing machines, n.e.s.</b>	<b>44.0%</b>
<b>Telecommunication and sound recording apparatus</b>	<b>39.0%</b>
Television receivers, whether or not combined	35.9%
Radio-broadcast receivers, whether or not combined	36.6%
Sound recorders or reproducers	36.9%
<b>Telecommunication equipment, n.e.s. ; &amp; parts, n.e.s.</b>	<b>39.9%</b>
<b>Textile yarn and related products</b>	<b>40.8%</b>
Cotton fabrics, woven	48.4%
Fabrics, woven, of man-made fabrics	55.4%
Knitted or crocheted fabrics, n.e.s.	53.8%
Tulles, trimmings, lace, ribbons & other small wares	43.3%
Made-up articles, of textile materials, n.e.s.	48.5%
<b>Miscellaneous manufactured articles</b>	<b>29.4%</b>
Prefabricated building, sanitary, heating and lighting fixture	55.7%
Lighting fixtures & fittings, n.e.s.	67.4%
Travel goods, handbags, etc.	37.2%
Women's clothing, of textile, knitted or crocheted	40.9%
Clothing accessories, of textile fabrics	42.1%
Articles of apparel, clothing access., excluding textile	35.4%
<b>Optical instruments &amp; apparatus, n.e.s.</b>	<b>40.1%</b>
Baby carriages, toys, games & sporting goods	59.0%
<b>Manufactures of metal &amp; non-metallic minerals</b>	<b>28.5%</b>
Cutlery	45.8%
Household equipment of base metal, n.e.s.	57.7%
Pottery	67.4%
<b>machiner &amp; transport equipment</b>	
Household type equipment, electrical or not, n.e.s.	42.7%
Motorcycles & cycles	35.0%
Trailers & semi-trailers	48.5%

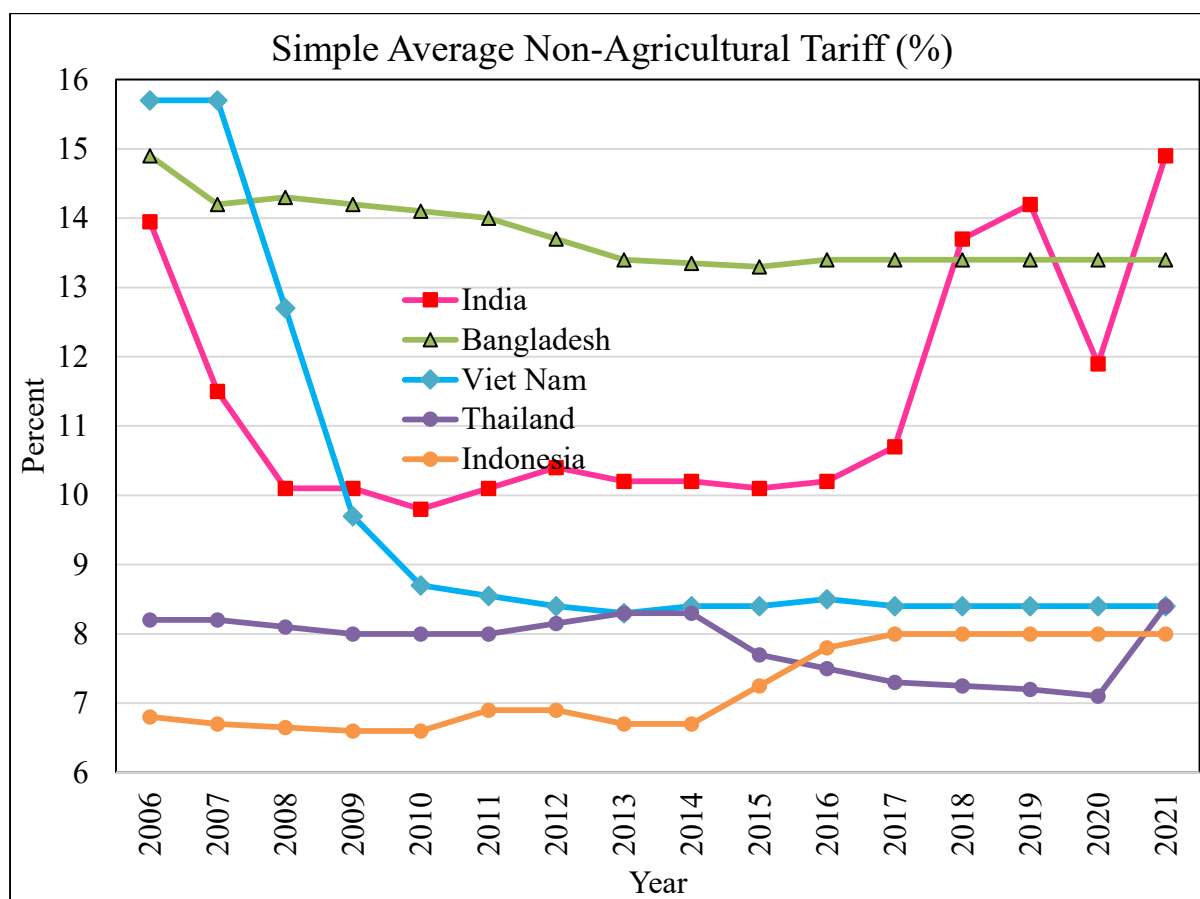
*Source: Authors calculation based on UNCTAD data*

<sup>26</sup> Higher tariffs can be imposed under a national economic security law/rules, given the risk from concentration of imports from a country which is hostile to India. The Dualistic trade policy, doesn't militate against temporarily lower tariffs on intermediate & capital goods imported from monopolist countries, if it expedites the shift of MNC supply chains to India. This requires an analysis of "effective protection."



The broader import tariff structure needs to be simplified and average tariffs reduced, without allowing a flood of imports from mercantilist-monopoly, The simplification of the import tariff structure would involve elimination of specific duties, a correction of the inverted duty structure created by IT1, a move towards greater uniformity and a reduction in average tariffs (Figure 5). This should be complemented with FTAs with major developed countries (USA, EU, UK, Japan), with “cumulative rules of origin”.<sup>27</sup>

**Figure 5: Simple Average Import tariffs compared to competitor countries**



Source: Authors compilation.

### D.5 Other issues

Another manifestation of holistic, experience-based pragmatism is seen in the approach to financial and industrial regulation. All organisations promoting competition, such as CCI, TRAI, SEBI, RBI etc are fully supported in their regulatory goals. However, the conventional approach is pragmatically adapted to new developments in industrial structure (e.g., infrastructure) and special conditions of India (even the largest companies are small compared

<sup>27</sup> A reduction of simple average tariffs on non-agricultural imports to the 10 which prevailed from 2008 to 2016, will facilitate shift of supply chains. As India has FTAs with all Asian members of RCEP, except PRC, the decision to stay out of RCEP can also be viewed as a pragmatic decision to deny a backdoor FTA to the latter!

to USA, EU), and its stage of development. As only established, diversified conglomerates can raise the capital needed to compete with large, well established foreign companies (infrastructure, construction, mainstream media, social media), in long gestation projects, characterised by regulatory & policy risk, provision of some support to promote the formers entry can increase competition (instead of reducing it).<sup>28</sup> Another example is the Aspirational District program (ADP), where high level governance attention and leveraging of technology has been successful in closing the development gap with much more developed districts in the same State.

PM Modi focusses on output and outcomes relative to inputs and policy changes per se. The results are visible in the infrastructure sector (*table 11*).

**Table 11: Infrastructure development in last decade**

Infrastrucure Development	2013-14	2014-15	2015-16	2016-17	2017-18	2018-19	2019-20	2020-1	2021-2	2022-3	Growth(compound)	
											(%)	Years
<b>Airports-International (nos)</b>				101			140	232	272		<b>21.9</b>	fy22/fy17
<b>Highways-National(kms)</b>		91287	97991	101100	114158	126350	132499	136440	140995	144955	<b>6.0</b>	fy23/fy15
<b>Rural Roads(Kms)</b>		3304328	3337255	3935337	4166916	4409582	4522228				<b>6.5</b>	fy20/fy15
<b>Rail network(000 km)</b>	65	66	66	67	67	67	67	68	68	68	<b>0.4</b>	fy23/fy14
<b>Railway electrification</b>	46%	47%	47%	47%	48%	50%	53%	60%			<b>3.8</b>	fy21/fy14
<b>Railway accidents(nos)</b>	117	131	106	103	72	59					<b>-12.8</b>	fy18/fy14
<b>Ports capacity(mi tonnes)</b>												
<b>Major ports</b>	801	872	965	1066	1452	1514	1535	1561	1598		<b>9.0</b>	fy22/fy14
<b>Minor ports</b>	592	803	968	1104	1264	1411	1502	1671			<b>16.0</b>	fy21/fy14
<b>Inland waterways: Cargo moved(lakh tons)</b>				415	501	673	719	836	1088		<b>21.2</b>	fy22/fy17
<b>Pop using internet(%)</b>	12.3	13.5	14.9	16.5	18.2	20.1	30.0	43.0	46.0		<b>17.9</b>	fy22/fy14

All policy reforms meet resistance from vested interests who have gained from policy distortions and bad policy. There are vested interests against policy & institutional reform. These have been dealt with in a pragmatic manner, e.g., digitisation of forms and compliance to minimise bureaucratic, political, business corruption!<sup>29</sup> Policy reforms whose effective & timely implementation is in doubt, may also be relegated lower down in the reform agenda, to await the optimal time at which the probability of success is higher.

The broad approach of holistic, experience-based pragmatism is consistent with, and justified by, the economics of information, behavioural economics and bounded rationality i.e., human beings' limited availability of information, thinking capacity & time constraints. This is particularly relevant to India's informal/unorganised sector, which forms a very large part of

<sup>28</sup> Start-ups like Oyo, Ola & Nykaa can raise enough capital to match, similarly positioned foreign start-ups operating in India, but this is partly because the Venture capital is also coming largely from foreign VCs

<sup>29</sup> This goes hand in hand with the introduction of several anti-corruption laws such as, Black money (undisclosed foreign income & assets) act, RERA (2016), Prevention of Money Laundering amendment act (2022).

the Indian economy. Theoretical constructs based on assumptions of full information and rational behaviour, are accepted only if they have been empirically verified or accord with practical experience.

## E. Promoting Competitive Economy through Empowerment

India is already a pioneer in the use of Digital systems, particularly the conceptualization and development of Digital public goods. But we are just at the start of this journey. A key element of the evolution of the Bharatiya Model of Inclusive Development (BMID) in the next decade will be the development of digital and hybrid (physical-digital) systems & process for the economic, technological and social transformation of India.

Focus of AI in India must be to develop expert systems which help low skill workers to perform at middle-skill level and middle-skill workers to perform at high skill level. This will satisfy demand for skills not only in India, but make India a potential skill provider to the World. This section outlines a few key elements of this transformation, and some of the policies which are needed to make it a reality.

Universal Access is critical to India becoming a supplier of skills and social e-services to the World. 100% digital connectivity, covering all villages, habitations and Govt and Public institution. Free access to every poor student in Govt schools (PS, SS), health centres (PHCs, SHCs) and other public facilities(libraries). Universal access will form the foundation of a BMID system to ensure equality of opportunity across every known divide and more.

Breaking Social-Occupational barriers will help utilize the full potential of our 1.4 bi population. Work from home and Work from anywhere can/will be used to break the barriers erected by social conventions, which restrict mobility of married women and forbid certain types of work to specific groups in closed rural communities. Policy & institutional reforms must remove all hindrances, and incentivize private initiative, to ensure success. Behavioral science can be used to break mental barriers.

Equalizing Quality of education and skills across rural-urban & other geographical divides (e.g., hilly & remote areas) and disadvantaged groups receiving inferior public & quasi-public services. Hybrid (physical -digital) systems must be designed to narrow the quality divide by providing access to the best education and skills teachers, educators(pedagogy), trainers, and a vastly expanded variety of teaching skilling assistants below the formal level. Expert systems (AI) designed to upgrade service quality of skills at every level of education from students to

teachers will play a key role. Govt must ensure the appropriate standards, certification and regulatory systems

There are variety of unqualified and fraudulent health providers in rural, remote & hilly areas and Urban slums, which provide useless or harmful treatment to patients, partly due to ignorance. These providers and their patients and their patients can benefit from online expert systems. Hybrid systems must be designed to narrow the quality divide by providing access to the best health services to doctors, nurses, ANMs, physical & mental health therapists, hospice care and a vastly expanded variety of health, preventive care and wellness providers. An array of expert systems must be designed to upgrade service quality at every level of service.

Access to Information & knowledge is unequal. Even as hybrid education and job skilling systems reduce the inequality among the young, the gap between the old and young will increase. Information platforms will play a critical role in equalizing access by closing the gap, and providing the right information at the right time and in the right place. Govts, NGOs, Private sector and Private-public partnership will all play a role depending on the level of income & education, occupations (arts, crafts) & sectors/industries (Agriculture, MSMEs, Household enterprises).

A key element of the Bharatiya model of inclusive development (BMID is a level playing field between Companies/corporations (Public & Private limited) and other firms (MSMEs). This requires a dramatic simplification and reform of the tax system, to digitize and integrate all taxes applicable to MSMEs (GST, personal income tax, and Import tariffs-export duties). This will automate online calculation of taxes, payments and refunds, eliminating tax compliance time & cost for all Household/single owner firms. It will also improve EODB, by drastically reducing costs & effort by partnerships/AOPs. Such a system can be integrated with the financial system to make working capital loans for MSMEs virtually automatic, solving two major problems which have plagued MSMEs for half a century.

An integrated, digitized and virtually automatic, tax system, will also set the stage for introduction of a pioneering, Indic welfare system for the 21st century, the Net income tax & transfer system (NTTS). The NTTS would integrate a progressive cash transfer system with the progressive income tax system, which preserves the incentive for work, while minimizing fiscal cost. Just as the tax is calculated on a progressive basis, so will the cash transfer, with a person with zero income getting the highest transfer. As income rises transfer will decline, becoming zero at some point, with zero taxes & transfers for some range of incomes. Incomes

above the second threshold would be subject to progressive income. The transfer will also be paid automatically to each eligible adult, through a mobile account in an Aadhar enabled, registered cell phone. In this system the mother would receive the cash transfer due to minor children, with poor women could be given subsidized cell phones to ensure empowerment.

The adverse trajectory of working age population in most developed countries, and aging in some middle-income countries, and the rising global share of India's working age population provides a unique opportunity (table 12). In line with the concept of Vasudev Kodambakkam, India can become a trusted supplier of skilled and semi-skilled labor, dual use & strategic manufactured goods, and a wide range of online services (business, economic social) to the High income and Upper middle-income countries. Policy and institutional reform to grab new opportunities, convert threats and weakness into opportunities for growth is critical. A credible improvement in Ease of doing Business (EODB) at the State and local level, remains a challenging task, particularly for States which were not known for welcoming and facilitating private & foreign (FDI) investment.

**Table 12: Demography and Comparative advantage**

Country share of World's 20-59 yr olds (WAP)						
		Change in share(%pt)		Share of world WAP (%)		
		2020-1990	2050-2020	1990	2020	2050
1	<i>High income countries (HICs)</i>					
2	USA	-1.0	-0.5	5.3	4.2	3.8
3	W Europe	-1.4	-0.6	3.8	2.4	1.8
4	UK	-0.3	-0.1	1.2	0.8	0.7
5	Japan	-1.3	-0.6	2.7	1.5	0.9
6	S Korea	-0.2	-0.4	1.0	0.7	0.4
7	Taiwan	-0.1	-0.1	0.4	0.3	0.2
8	<i>Upper middle income countries (UMICs)</i>					
9	China	-3.4	-7.8	23.5	20.1	12.3
10	Russia	-1.2	-0.7	3.1	1.9	1.3
11	Thailand	-0.1	-0.4	1.1	1.0	0.6
12	Indonesia	0.3	-0.2	3.3	3.6	3.5
13	Mexico	0.3	-0.1	1.4	1.6	1.5
14	<i>Lower Middle Income countries (LMICs)</i>					
15	Viet nam	0.2	-0.2	1.1	1.3	1.1
16	India	2.9	0.3	15.4	18.3	18.6

Source: UN population projections. Note: India's comparative advantage Will shifts from Low skilled to Semi-skilled to High skilled during 2020-2050

## F. CONCLUSION

The paper has analyzed the Indian development strategy and elaborated on the ‘*Bharatiya* model of inclusive development’ with emphasis on its cultural-historical roots and an indigenous development approach, including the significance of family and community in economic and social roles. The objectives of the model are “sustained, fast, and inclusive growth” where ‘inclusive’ means all round development of the society and empowerment of every citizen, to develop own capabilities & competence through application of mind and effort. Additionally, it highlights the historical role of family and community in trade, production, and investment, contributing to entrepreneurship and risk-taking. Accordingly, from a development economics perspective, the model has three pillars namely; Indic Market Economics, *Antodaya* & Empowerment, and Holistic Approach.

The Indic market economy may be summarized as a balanced interplay between private enterprises and market forces, with selective government intervention aimed at promoting inclusive growth and public welfare. Keeping in view our historical socialist economy, this approach charts a middle path between a *communist-socialist* and an ultra-capitalist economy. Likewise, the paper highlighted various institutional, policy, bureaucratic, and social welfare reforms which has systematically simplified regulatory compliances in the last decade, through following this approach. Second aspect is *Antodaya* & empowerment, aimed to empower every section and region of society, through providing equal opportunities to learn and earn, while making sure the participation of all stakeholders and reaching-out to the most deprived in the society, which is in contrast to the older approaches of provisioning only basic needs. Evidently, the paper has presented improvements in the indicators of multidimensional poverty, female workforce participation rate, gender imbalance, and so on. The third aspect is holistic approach, with a focus on servicing the identified issues, based on experience-based pragmatism. Likewise, the macroeconomic management, fiscal policy, trade & industrial policy, agriculture policy, monetary & credit policy has been covered.

Considering the known lags between policy and institutional reforms, the full effects of the reforms undertaken during the last 10 years, will unfold over time. Some of the outcomes are however emerging and have been highlighted in the paper. Further analysis is needed to assess the impact of the many new programs & projects instated over the last decade. The appendix lists the reforms and welfare measures undertaken by the Indian Government in recent years, whose impact needs to be analyzed through detailed research.

## F. REFERENCES

- Aayog, NITI. (2023). *India National Multidimensional Poverty Index*. United Nations Development Programme. <https://niti.gov.in/sites/default/files/2023-08/India-National-Multidimensional-Poverty-Index-2023.pdf>
- Bhalla, S., Bhasin, K., & Virmani, M. A. (2022). *Pandemic, poverty, and inequality: Evidence from India*. International Monetary Fund. <https://www.elibrary.imf.org/downloadpdf/journals/001/2022/069/001.2022.issue-069-en.pdf>
- Bhalla, S., Bhasin, K., Das, T., Motheram, A. (2023 - In Process). *Living Standards Project*, World Bank financed study under Creative Commons License ODC-BY.
- Goldar, B., & Aggarwal, S. C. (2023). *Trends in Employment, Productivity, Real Wages and Labour Standards in Indian Manufacturing in Recent Years*. The Indian Journal of Labour Economics, 1-21. <https://link.springer.com/article/10.1007/s41027-023-00442-9>
- Goldar, B., & Das, P. C. (2023). *Share of manufacturing in India's GDP: stagnant or increasing?* Structural Change and Economic Dynamics. <https://doi.org/10.1016/j.strueco.2023.10.004>
- Goldar, B., Das, P. C., & Dutta, S. (2023). *The role of services in India's post-reform economic growth*. Structural Change and Economic Dynamics. <https://doi.org/10.1016/j.strueco.2023.10.016>
- RBI Handbook of Statistics on Indian Economy, aggregate data (base 2011-12). <https://rbi.org.in/Scripts/PublicationsView.aspx?id=21807>
- The World Bank, World Development Indicators <https://databank.worldbank.org/source/world-development-indicators>
- Thengadi, D. (1995). *Third Way*. Rashtrorothana sahitya. [https://cdn.dbthengadi.in/scan/Third\\_way.pdf](https://cdn.dbthengadi.in/scan/Third_way.pdf)
- UNCTAD - Trade Data. <https://unctad.org/statistics>
- Upadhyaya, D. (2021). *Integral humanism: An analysis of some basic elements*. Prabhat Prakashan. <https://www.amazon.in/Integral-Humanism-Analysis-Basic-Elements/dp/9386231751>
- Virmani, A. (1999). *From Poverty to Middle Income: Reforms for Accelerating Growth in the 21st Century*. Chintan Monograph, April 1999, available online at <https://icrier.org/pdf/Reform99apr.pdf>
- Virmani, A. (2002). *A new development paradigm: Employment, entitlement and empowerment*. Economic and Political Weekly, Vol. XXXVII No. 22, June 1-7, 2002, pp. 2145-2154. <https://doi.org/10.1177/097215090200300205>

- Virmani, A. (2006). *India's Economic Growth History: Fluctuations, Trends, Break Points and Phases*, Indian Economic Review, Vol. XXXXI, No. 1, January-June 2006, pp 81-103. (<http://www.ierdse.org/>).
- Virmani, A., & Hashim, M. D. A. (2011). *J-Curve of productivity and growth: Indian manufacturing post-liberalization*. International Monetary Fund. <https://www.imf.org/external/pubs/ft/wp/2011/wp11163.pdf>
- Virmani, A. (2012). *Accelerating and sustaining growth: Economic and political lessons*. International Monetary Fund. <https://www.imf.org/en/Publications/WP/Issues/2016/12/31/Accelerating-And-Sustaining-Growth-Economic-and-Political-Lessons-26084>
- Virmani, Arvind (2018) "*Investment: Corporate India and Indian Households*," Working Paper No. 1/2018, June 2018. [Investment: Corporate India and Households | EGROW Foundation](https://www.egrowfoundation.org/research/investment-corporate-india-and-indian-households) ;
- Virmani, A. (2019). *Policy Reforms for Reversing Slowdown and Accelerating GDP Growth*. Working Paper No.1/2019, Foundation for Economic Growth and Welfare, August 2019. <https://egrowfoundation.org/research/policy-reforms-for-reversing-slowdown-and-accelerating-gdp-growth/>
- Virmani, A. (2020). *Growth Recession: J Curve of Institutional Reform*. Working Paper No.1/2020, Foundation for Economic Growth and Welfare, February 2020. <https://egrowfoundation.org/research/growth-recession-j-curve-of-institutional-reform/>
- Virmani, A. (2021). *India Vision 2050*. Policy Paper No.1/2021, Foundation for Economic Growth and Welfare, May 2021. <https://egrowfoundation.org/research/india-vision-2050/>
- Virmani, A. (2023a). *Bharatiya Model of Inclusive Development-Sabka Sath, Sabka Vikas, Sabka Vishwas, Sabka Prayas*. NITI Policy Paper – May 2023. [https://www.niti.gov.in/sites/default/files/2023-06/NITI\\_policy-paper\\_BMID\\_2023-May.pdf](https://www.niti.gov.in/sites/default/files/2023-06/NITI_policy-paper_BMID_2023-May.pdf)
- Virmani, A. (2023b). “*Sabka Sath, Sabka Vikas, Sabka Prayas Bharatiya Model of Inclusive Development*”, April 2023 (revised June 2023), EGROW Policy Paper. [Sabka Sath, Sabka Vikas, Sabka Prayas: Bharatiya Model of Inclusive Development | EGROW Foundation](https://www.egrowfoundation.org/research/sabka-sath-sabka-vikas-sabka-prayas-bharatiya-model-of-inclusive-development)



## Appendix 1: Policy & Institutional reforms: 2014-23

### Product & Service Markets

- FDI liberalization: Equity limits
  - in Defense raised to 100% (74% automatic)
  - in insurance raised to 74%
  - Single brand retail (& e-commerce): 51% free, 1005 with 30% domestic sourcing.
- Deregulation of petrol, diesel, Kerosene & LPG prices (targeted subsidy)
- Real Estate (Regulation and Development) Act, 2016 aimed at regulating the real estate promoting transparency and accountability in real estate transactions
- Digital Public goods: E-commerce platforms
  - GeM – Government e-Marketplace, digital government to platform(G2B)
  - National Agricultural Market (eNAM), managed by SFAC.
- Agriculture Reforms
  - Agriculture: Essential Commodity (amend)Act proposed
  - Farmers’ Produce Trade & Commerce (P&F) Act proposed.
  - Farmers Agreement of Price Assurance & Farm Services proposed.
  - Withdrawn: Could have raised farmers income by 38% on avg, up to 50% in some places)
- The Production Linked Incentive 2020-21: incentivize domestic production in strategic growth sectors where India has a comparative advantage
- Information Technology Rule 2021: three-tier grievance redressal process, “child” = any person below 18 years of age
- Repealing and Amending Act (2015), Repealing and Amending (second) Act (2015) of obsolete laws (245). About 1500 outdated laws repealed. 40,000 compliances reduced/ simplified
- Jan Vishwas Bill (2022) proposes to decriminalize penal provisions under 42 Central Acts.
- Electricity(amend) bill: Distribution reform.
  - Consumer choice; Industry: eliminate tax on industry.
- Strategic Industry Policy (2020)
  - Framework for Privatization
- National Geospatial policy (2022).
- Drone usage rules and drone services policy
- National Space Policy (2023)

### Infrastructure & logistics

- Gati-Shakti: National Master Plan for multimodal connectivity
- National logistics policy (2020); Halve logistics costs
  - Logistics hubs
- National Highway: Bharat Mala, NHDP
- Railways: Dedicated Freight corridors, private tourist trains, stations
- Mass transit systems for Metro cities:

- Ports: Private minor ports & fishing harbors, Pvt berths & other services in major ports
- Airports: Private airports (PPP) & Pvt services
- Waterways, river ports & jetties, cargo barges, cruise ships

### Natural Resources & environment

- The Land Acquisition R&R act de-bureaucratized to some extent.
- Natural Resources auctions (oil, coal, minerals, spectrum)
  - Open to private bidders
- Telecom spectrum auctions
- Environment: Int Solar alliance, BS6 norms, Electric Vehicles policy
- Govt Monopoly of mining & minerals abolished; private competition introduced.
- Private sector Coal, Oil; Defense; Space, Atomic energy
- Renewables incentives, push for solar power,
  - Global solar alliance.
- National Hydrology Project (Multi-pronged project to improve hydrology related practices, started in 1995 and expanded in 2016).
- FAME India (Faster Adoption and Manufacturing of Electric (& Hybrid) Vehicles in India Scheme, 2015).

### Factor Markets: Labor, Capital, Technology, Management

- India Bankruptcy Code (IBC): Competition in Management, market oriented bad debt resolution process
- Priority Sector Lending (PSL) Reforms: undertaken by RBI, improve the credit flow to priority sectors such as agriculture, micro, small and medium enterprises (MSMEs), and housing.
- Digital Finance:
  - Mobile payments, wallets and saving accts.
  - Unified Payment Interface (UPI)
  - Aadhar incorporated into KYC for Banking and finance
  - FinTech allowed by regulator
- Education Policy (incl Medical): Private & foreign entry, inclusion of for 0-5 years.
  - National Curriculum framework
- National Education Mission (To improve overall effectiveness of schools subsuming the Sarva Shiksha Abhiyaan, 2018),
  - World Class Institutions Scheme (Aims to create Institutes of Eminence, 2017),
  - Strengthening Teaching-Learning and Results for States (STARS, 2020)
- Apprenticeship Act amendment to facilitate learning by doing;
- National Skill Development Corporation
  - E-skilling platform

- Startup India; Tech Startups: modern, quality jobs.
- Labor Codes (4<=44/29):
  - 25/29 States & UTs have written rules for implementation
- Public Sector Bank (2) privatization accepted.
- Bank Nationalization Act (1969): 50-yr old act to be reformed.
- PSB regulatory risk (CAG)
- Asset Reconstruction Company & AMC
- IDBI privatization
- Insurance
  - GIC privatization of ¼ companies accepted.
  - LIC disinvestment accepted.

### Macroeconomic: Fiscal, Monetary, BOP

- Monetary Policy Committee: Flexible Inflation targeting.
- Goods & Services Tax (constitutional amendment)
- Corporate tax simplification: Elimination of deductions combined with rate reduction and rate reduction to 25%.
  - Lower rate (15%) for 3 years, to incentivize shift of manufacturing supply chains.
- PIT digitization & automatic seeding of returns.
- PIT simplification: Lower rate, no -deduction option
- Government e-marketplace (GeM)
- Direct Benefit Transfers (DBT), DCT-farmers
- E-gov: Online access to rules & forms; Digitization of forms and compliances
- UID/Aadhar implemented. Applied to welfare schemes,
  - Extended to financial sector (KYC).
- Regulatory Impact Assessment (RIA): Draft framework developed. Nationwide cost of regulation (CoR) survey proposed
- Monetization of Assets
  - Unbundling infrastructure assets (Airport, port, railway, waterway)
  - Pvt Servicing & Management (PPP)
  - Highway (NHAI)
  - Gas pipelines (GAIL): Direct access, public carrier
  - Urban infra: Sports stadia (=> private management)

## **Appendix 2: Social Welfare measures**

### Poverty elimination & inclusion

- Deendayal Antyodaya Yojana (originally launched as NRLM in 2011, consolidated with SGSY in 2015),
- Subsidized food for 2/3<sup>rd</sup> of population (NFSA (2013), improved in 2014-19).
  - Free cereals during pandemic for 50% of urban, 75% of rural residents.

- PM Poshan Shakti Nirman Abhiyaan (PM-POSHAN, Prime Minister's Overarching Scheme for Holistic Nourishment, Free lunch for school children, revamped version of 1995, launched in 2021)
- Rashtriya Gram Swaraj Abhiyan, RGSA (National Village Swaraj Campaign, Rural Development, 2018), Svamitva Yojana (Rural development, 2020), Sansad Adarsh Gram Yojana, SAGY, Saanjhi, Member of Parliament Model Village Scheme (To develop model villages, 2014)
- PM Jan Vikas Karyakaram PMJVK, PM People Progress Programme, (Multi-sectoral development, 2018)
- Atal Mission for Rejuvenation and Urban Transformation AMRUT (Water based project to cover urban water ecosystem including taps, conservation and reducing flooding, preceded by Jawaharlal Nehru National Urban Renewal Mission started in 2005, launched in 2015).

### Basic Needs:

- Fuel: LPG connect to everyone, everywhere (Ujjawala yojna)
- Housing: PM Awas Yojna– Rural and Urban (Housing for all, original form 1985, revamped in 2015).
- Electricity:
  - PM Saubhagya: Sahaj Bijli Har Ghar Yojana (Universal electricity connections, 2017),
  - Deendayal Upadhyaya Gram Jyoti Yojana (Rural Electrification, 2015 initially launched in 2005),
  - Unnat Jyoti by Affordable LEDs for All (for energy saving and reduction of emissions, replaced Bachat Lamp Yojana, 2015).

### Public Health

- Swachh Bharat Mission
  - Private toilets, school toilets, public toilets,
  - Cleanliness, waste management, sewage treatment
- Jal Jeevan Yojana (clean drinking water),
  - Har Ghar Nal (tap water for rural households),
  - Atal Jal (Atal Groundwater Scheme, 2019), Namami Gange Programme (Clean and protect river Ganga, 2014),

## Personal Health

- National Health Policy:
  - Ayushman Bharat-Health and Wellness Centres (AB-HWCs); Digital Mission (ABDM)
  - Comprehensive Primary Health Care (CPHC)
  - Pradhan Mantri Jan Arogya Yojana (PMJAY)
  - PM Bhartiya Jan Aushadhi Kendra PMBJK (PM Indian Public Medicine Scheme, 2015)
- Enactment of the Mental Healthcare Act 2017
- Health Insurance: Subsidized insurance for the poor. PMJAY, Jan Arogya, Ayushman Bharat, PM Suraksha Bima yojna.

## Basic Education & Job Skills

- Skill India Mission: Vocational training & certification programmes (40 cr trained):
  - Jan Shikshan Sansthan (JSS) Scheme
  - Pradhan Mantri Kaushal Vikas Yojana (PMKVY)
  - National Apprenticeship Promotion Scheme (NAPS)
  - Development of India International Skill Centres (IISCs)
  - Advanced Vocational Training Scheme (AVTS)
  - the Skills Acquisition and Knowledge Awareness for Livelihood Promotion (SANKALP)
  - PM Kaushal Vikas Yojna (Skill Development Scheme, 2015),
  - Rajiv Gandhi Scheme for Empowerment of Adolescent Boys (Saksham, Skill Development, 2014),
  - Deendayal Upadhyaya Grameen Kaushalya Yojana, DDU-GKY, Deen Dayal Upadhyaya Rural Skills Schemes, (Skill Development, 2014)
- National Career Service (2015), Garib Kalyan Rojgar Abhiyaan (Poor Welfare Employment Campaign, 2020)

## Financial Inclusion

- JAM trinity, Jan Dhan bank acts
- PM Jan Dhan Yojana (Financial Inclusion, access to banking services, launched in 2014, replacing Swabhiman), Atal Pension Scheme (based on voluntary contributions of the people, 2015), PM Suraksha Bima Yojana (PMSBY, PM Safety Insurance Scheme, for accident insurance, 2015), PM Jeevan Jyoti Bima Yojana (PMJJBY, Life Insurance Scheme, 2015), PM Shram Yogi Mandhan (Social security to unorganized sector and through voluntary contribution and monthly pension after 60 through direct benefit transfer. Implemented by LIC and CSCs, 2019)

- Sukanya Samridhi Yojana (Girl Child Prosperity Scheme, 2015), Mahila Samman Savings Certificate (MSSC, Women’s Financial Empowerment, 2023), PM Matritva Vandana Yojana (PM Maternity Support Scheme, launched in 2010, renamed in 2017)

## Empowerment

- Bharat Net (Digital Connectivity, Phase I: 2011 – 17, Phase II: 2017 onwards), Digital India (Including Aadhar, BBNL, CSCS, BHIM, Digital AIIMS, E-PANCHAYAT, 2015)
- Multimodal Connectivity for every citizen, anywhere in the country (Gati Shakti)
  - Highways (interstate) & village roads
  - Railways: corridors, higher speeds, better quality
  - Air connectivity: Airports
  - Water connectivity: Inland waterways & costal shipping, cruise ship
  - Urban Metro: Mass transit rail
- Facilitating Entrepreneurship among every group/sub-group (women, SC, ST, etc.)
  - Atal Innovation mission: ATL (tinkering labs), AIC (innovation centers).
  - Mudra Yojna (PMMY), push for female entrepreneurs
  - Targeted subsidy schemes for SC, ST entrepreneurs (quality, MSME-ZED, Technology acquisition)

## **Appendix 3: Glossary**

**Aadhar:** A 12-digit unique identity for every Indian individual, including children and infants.

### **Above Poverty Line (APL)**

APL families receive 10kg to 20kg of food grains per family per month at 100% of the economic cost.

**ASPIRE:** Scheme for development of industries and enterprises in rural areas.

### **Atal Incubation Centers (AIC)**

These Centres aim to foster and support world class innovation, dynamic entrepreneurs who want to build scalable and sustainable enterprises.

### **Atal Innovation Mission (AIM)**

Scheme for create and promote a culture of innovation and entrepreneurship across the length and breadth of our country.

### **Atal New India (ANI)**

Scheme for aimed at supporting innovators to create products/solutions based on advanced technologies in areas of national importance and social relevance through a grant-based mechanism.

### **Atal Tinkering Labs (ATL)**

Scheme for Atal Tinkering Lab, which provides activity based learning in the identified schools across the country where young minds can give shape to their ideas for societal problems.

### **Below Poverty Line (BPL)**

Scheme for identify the lower-income people in the community who need urgent assistance from the government.

### **Bharat Lamp Yojna (BLY)**

A market transformation scheme developed by the Bureau of Energy Efficiency (BEE) to promote energy-efficient lighting in India.

### **CHUNAUTI**

This scheme aimed to determine the learning capacity of students in classes 6 to 9. The weakest students will receive special attention from teachers to enhance their learning ability.

### **Coir Vikas Yojna (CVY)**

Scheme for providing modern infrastructure facilities to the production units resulting in improvement of productivity and quality and creating more employment opportunities, especially for women in rural areas.

### **Craftsman Training Programme (CTP) & National Apprenticeship Promotion (NAP).**

Steady flow of skilled workers in different trades for the domestic industry, to raise qualitatively the industrial production by systematic training.

### **Digi Locker**

Portal for access to digital versions of various documents like drivers licenses, vehicle registration certificates and academic mark sheets etc.

### **Deendayal Antodaya Yojna (DAY)**

Scheme for aim to uplift the urban poor folks by enhancing sustainable livelihood opportunities through skill development

### **E-Pathshala**

Portal for educational resources for teachers, students, parents, researchers and educators.

### **Grand Challenges**

A partnership framework for the Government of India's Department of Biotechnology, India's Biotechnology Industry Research Assistance Council (BIRAC)

### **Government e-market (GeM)**

A one stop portal to facilitate online procurement of common use Goods & Services required by various Government Departments / Organizations / PSUs

### **National Health Stack (NHS)**

Scheme for induction of private hospitals and private practitioners into the primary and secondary healthcare ecosystem.

### **India Stack**

India Stack refers to the project of creating a unified software platform to bring India's population into the digital age.

### **India Agricultural platform (IAP) & Farmer Portals**

For detailed information related to agriculture, farmers' insurance, storage, crops, extension activities, seeds, pesticides, farm machineries.

**Jal Jeevan Mission (JJM) and Har Ghar Jal (HGJ)**

Schemes for envisioned to provide safe and adequate drinking water through individual household tap connections by 2024.

**Jandhan-Aadhar-Mobile (JAM)**

Scheme for deal with the leakage of government subsidies by linking the Jan Dhan Accounts, Aadhar Cards, and Mobile numbers of Indian citizens.

**Jan Shiksan Sansthan (JSS)**

Scheme to provide vocational training to non-literates, neo-literates as well as school drop-outs in rural regions by identifying skills those have a relevant market in that region.

**Mahila Coir Yojna (MCY)**

Scheme to provides development of domestic and export markets, skill development and training, empowerment of women, employment/entrepreneurship creation.

**MSME:** Micro, Small & Medium Enterprises

**MUDRA**

The scheme aims to provide credit of up to 10 lakh to small entrepreneurs and non-corporate, non-farm small/micro enterprises.

**National Skill Development Corporation (NSDC)**

This setup is acts as a catalyst in skill development by providing funding to enterprises, companies and organizations that provide skill.

**National Agricultural Market (eNAM)**

It is a pan-India electronic trading portal which networks the existing Agricultural Produce Markets to create a unified national market for agricultural commodities.

**Open Network for Digital Commerce (ONDC)**

Portal for revolutionize the digital commerce ecosystem in the country.

**Online Labs**

Online Labs available to students with no access to physical labs or where equipment is not available owing to being scarce or costly.

**Pradhan Mantri Jan Arogya Yojna (PMJAY)**

Scheme to provide cashless access to health care services for the beneficiary at the point of service, that is, the hospital.

**Pradhan Mantri Suraksha Bima Yojna (PMSBY)**

A one-year accidental insurance scheme renewable from year to year offering coverage for death or disability due to accident

**PM Kaushal Vikas Yojna (PMKVY)**

Scheme for Indian youth to take up industry-relevant skill training that will help them in securing a better livelihood.

**Pradhan Mantri Jan-Dhan Yojna (PMJDY)**

Scheme - National Mission for Financial Inclusion to ensure access to financial services, namely, a basic savings & deposit accounts, remittance, credit, insurance, pension in an affordable manner.

**Pradhan Mantri Poshan (PMP)**

Scheme for improving the nutritional status of children in classes I – V in Government, Local Body and Government aided schools etc.



### **Pradhan Mantri Poshan Saubhagya Yojna (PMPSY) and Sahaj Bijli Yojna (SBY)**

Schemes for last mile connectivity and electricity connection to all un-electrified households in rural areas

### **Pradhan Mantri Awas Yojna (PMAY)**

Scheme for providing affordable housing to the urban poor by the year 2024

### **Swachh Bharat Mission**

A national level campaign by the Government of India covering 4041 statutory towns to clean the streets, roads and infrastructure of the country.

### **SAMRIDH**

Scheme to provide funding support to startups so that they can become successful.

### **Skilling India**

Portal for focused on schemes to build skills in Indians that enhance their contribution in nation building.

### **SHASAKT**

An Education portal, change the way of teaching and learning in India.

### **Swarnajayanti Gram Swarojgar Yojna (SGSY)**

To assist the poor families living below the poverty line in rural areas for taking up self-employment

### **UDAYAM**

Portal for register a new MSME or to re-register already registered EM-II (Entrepreneurs Memorandum, Part-II) or UAM (Udyog Aadhaar Memorandum)

### **Ujjwala Yojna**

Scheme to safeguard the health of women and the household from consumption of unhealthy fuels by providing them with clean cooking fuel in the form of LPG.

### **Unnat Jyoti Yojna (UJY)**

Scheme to provide energy-efficient LED bulbs to domestic consumers at an affordable price.

### **Unified Payments Interface (UPI)**

A system that powers multiple bank accounts into a single mobile application.

**Yojna = Scheme**



सत्यमेव जयते

**NITI Aayog**

<https://www.niti.gov.in/report-and-publication>