

MEASURING AND MONITORING SDGS IN ODISHA: Progress and Challenges

Outline of Presentation

- **Institutional Set up**
- **Progress made relating to SDG**
- **State Indicators vis-à-vis National Indicators**
- **Data Management System in DES**
- **Status of capacity building on SDG**
- **Monitoring Framework for SDGs**
- **NITI Aayog Priority Indicators**
- **Linking budget with output of schemes**
- **Key Challenges for SDG Indicator Framework**
- **Roadmap for SDGs**

Institutional Set up

- ❖ Planning & Convergence Department is the Nodal Department to work out SDGs in the State.
- ❖ A High Power Committee (HPC) constituted with Chief Secretary as Chairperson and Secretaries of key Departments as Members.
- ❖ SDG Cells set up in different key Departments to monitor implementation of SDGs.
- ❖ Seven Thematic Working Groups (TWGs) constituted under chairmanship of Principal Secretaries for visioning & strategizing of SDGs.
- ❖ Centre of Excellence in Fiscal Policy & Taxation (CEFT), XIM-Bhubaneswar is providing necessary technical support for preparing document on SDG Roadmap

Institutional Set up

- ❖ Director, Directorate of Economics & Statistics(D.E&S), Government of Odisha is the Nodal Officer for data flow on SDG indicators.
- ❖ Setting up SDG Cell with team of officers/officials to monitor and coordinate collection, compilation and building of sound statistical database on SDGs indicators supported by UNICEF, Odisha
- ❖ Constitution of technical committee on SDG at DES level for guidance on drafting of SDG report and analysis of data to be placed before Govt .

Thematic Working Groups (TWG) for SDGs

GROUP-I	SDG 1: End Poverty
	SDG 2: No Hunger
	SDG 12: Sustainable Consumption and Production
GROUP- II	SDG 3: Good Health and Well Being
	SDG 6: Clean Water and Sanitation
GROUP-III	SDG 4: Quality Education
GROUP- IV	SDG 7: Affordable and Clean Energy
	SDG 9: Industry Innovation and Infrastructure
GROUP - V	SDG 5: Gender Equality
	SDG 10: Reduced Inequalities
	SDG 16: Peace, Justice and Institutions
GROUP-VI	SDG 13: Climate Action
	SDG 14: Life below Water
	SDG 15: Life on Land
GROUP-VII	SDG 8: Decent Work and Economic Growth
	SDG 11: Sustainable Cities and Communities
	SDG 17: Partnerships for the Goals

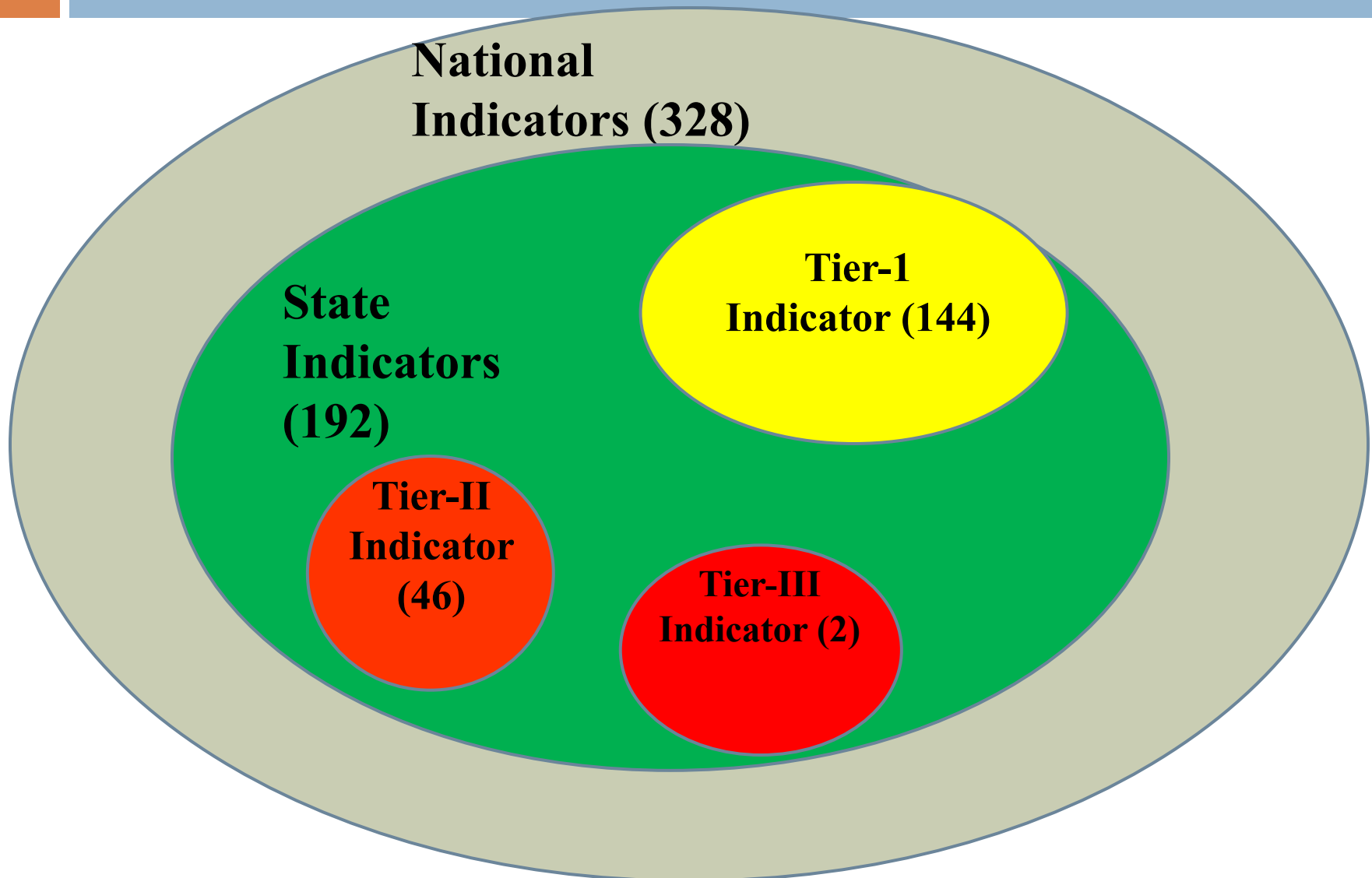
Composition of TWGs

TWG	Chairperson of the TWGs (Senior most Secretary in the group)	Other Members of TWGs
<u>Group I</u> SDG 1, 2 & 12	Principal Secretary, FS&CW	Agriculture, F& ARD, PR, H &UD, RD, H&FW, ST&SC Development
<u>Group II</u> SDG 3 & 6	Principal Secretary, Water Resources	H&FW, W&CD, H&UD, PR, Agriculture, RD.
<u>Group III</u> SDG 4	Principal Secretary, Higher Education	S&ME, HE, E & IT, ST & SC Development
<u>Group IV</u> SDG 7 & 9	Principal Secretary, MSME	Energy, Science & Technology, Industries, RD, Works
<u>Group V</u> SDG 5, 10 &16	Principal Secretary, Home	PR, H&UD, SS&EPD, W&CD, ST & SC Development, Law
<u>Group VI</u> SDG 13, 14&15	Principal Secretary, Forest & Environment	H&UD, WR, PR, Energy, Industries, Steel & Mines, F&ARD
Group-VII SDG 8, 11 &17	Principal Secretary, Science & Technology	H&UD, HT&H, L & ESI, SD&TE, PR, Tourism & Culture, Commerce & Transport

Progress made relating to SDG

- Mapping Schemes and Programmes aligned with SDG framework and same has been shared with NITI Aayog.
- Mapping the State specific SDG Indicators from draft national SDG indicators and same has been shared with MOSPI
- Mapping of SDG Indicators: Data Sources, Periodicity and Level of Disaggregation in collaboration with UNICEF
- Tentative frame work on SDG: target, indicator, depts, data source and periodicity
- Preparation of **State Human Development Report (SHDR)** with reference to SDG -10 (Inequality) (**On going**)
- Preparation of **Odisha Equity Atlas: Selected SDG Indicators** in collaboration with UNICEF (Demography, Health and Nutrition, Education, Water and Sanitation, Employment, and Child Protection) (**On going**)

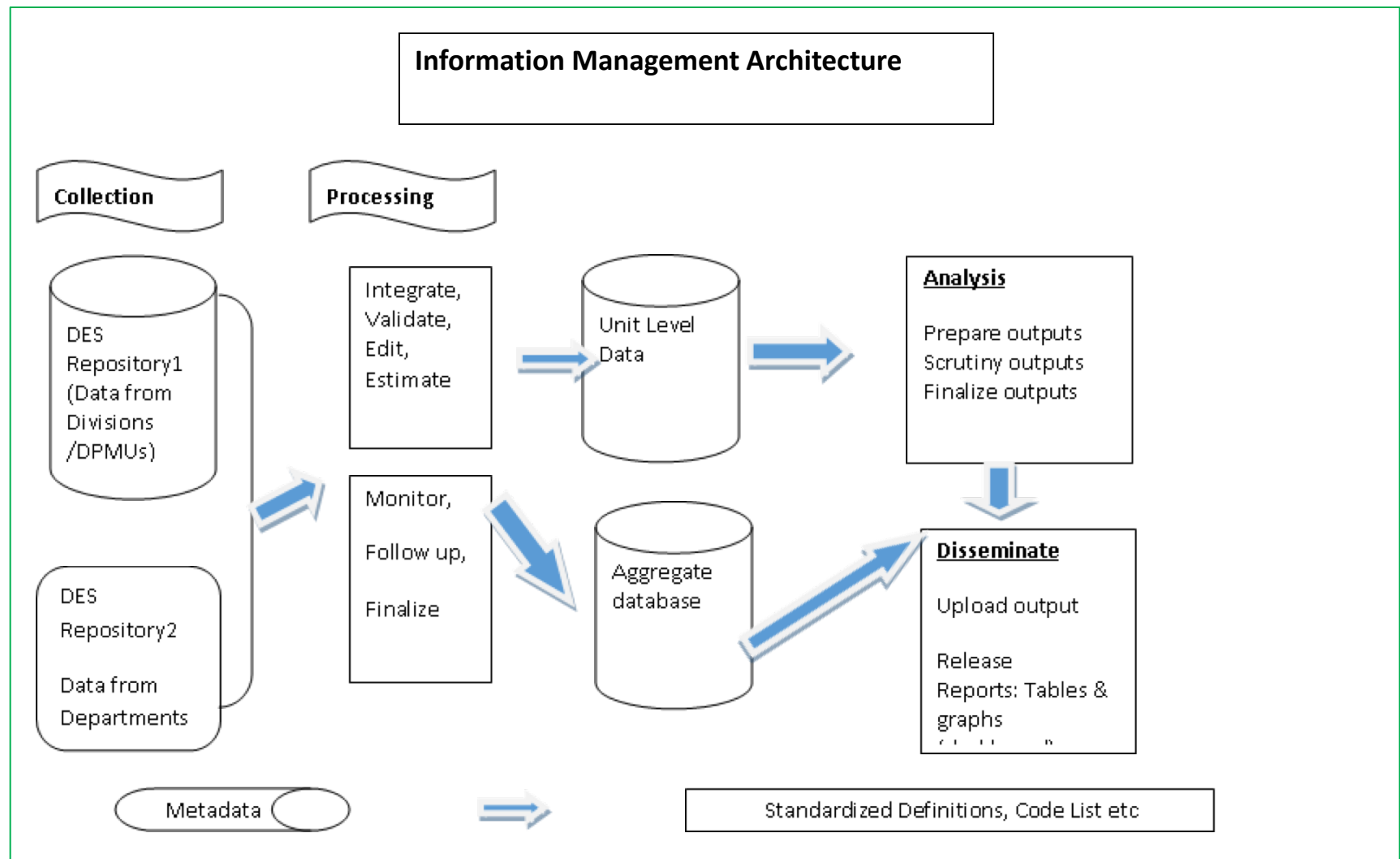
State Indicators vis-à-vis National Indicators



Data Management System in DES

- Data are collected using formats and computerized at district/state level
- Data are stored in standalone machine

Proposed Data Management System in DES



Status of capacity building on SDG

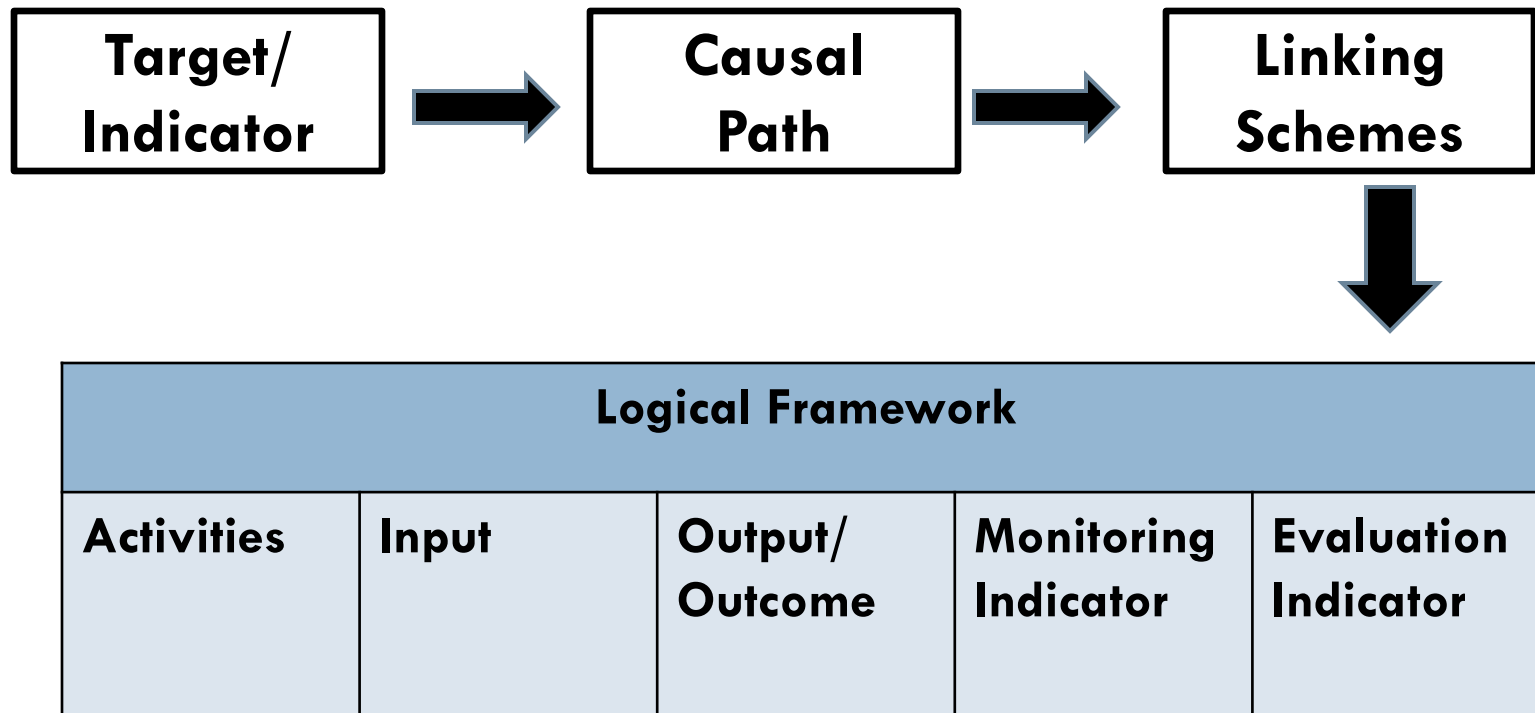
- One training on SDG for state level officials organized by P&C Deptt
- Workshop on understanding SDG indicators for newly district level officials is being organized by P&C Deptt/ UNICEF
- Capacity building plan after finalization of SDG indicators
- Resource Persons: To be identified from Deptts/Academic Institutes/UN agencies

Monitoring Framework for SDGs

12

- **P & C Department/ DES/ MoSPI**
 - Extensive consultations with Departments and Districts
 - Identification of Indicators, data sources and periodicity
 - Monitoring progress on SDGs indicators
 - Identifying new data sources and new Indicators
 - Periodic reports and Dashboards

NITI Aayog Priority Indicators



Why causal path needed?

- It (causal path) helps conceptual understanding to meet the target
- Data may be properly analyzed and discussed if causal path is clear and efficient. Latest statistical tool of causal analyses can be effectively used if causal understanding is available
- Public suggestions may be invited for improving the causal path. This will increase efficiency of the Government.
- It will bring experts of different domains-economist, sociologist, social psychologist, demographers, statistician, computational and database experts, government policy maker/ implementing agencies together
- Government efforts may be more coordinated

Linking budget with output of schemes

Major Head	Minor Head	Scheme head	Activity	Logical framework			
				Input	Target	Ach	Other Monitoring Indicators



**Development of
Database for SDG**

Key Challenges for SDG Indicator Framework

- **Definition/Measurement issues**
- **Availability of disaggregated data**
 - Geographic location (Residence/Region)
 - Gender
 - Social groups
- **Periodicity/Timeliness of data**
- **Baseline Data to be made available**
- **Use of Administrative data**
- **Capacity building (handling of survey/census data, analysis of data etc)**

Roadmap for SDGs

- ❖ Finalizing State specific SDG indicators in collaboration with MOSPI/Concerned Deptts, Govt. of Odisha, which may be acceptable by the Deptts
- ❖ Sensitization of SDG indicators related to Concerned Departments
- ❖ Mechanism for Timely and quality data flow to SDG Cell in D.E &S, Odisha and development of data bank
- ❖ Compilation of base line data
- ❖ Implementation of identified SDG indicators
- Monitoring and Evaluation of targets
- Dissemination of thematic reports relating to SDGs



□ **Thank U All**