

Annual Report 2014-15



सत्यमेव जयते

NITI Aayog

Government of India
www.niti.gov.in

ANNUAL REPORT 2014-15



सत्यमेव जयते

Government of India

NITI Aayog

New Delhi

Website: www.niti.gov.in

INDEX

Chapter No.	Particulars	Page No.
Chapter 1	Objectives, Composition and Functions of NITI Aayog	1-7
Chapter 2	Economy and the Plan: An Overview	8-26
Chapter 3	The Plan	27-45
Chapter 4	Major Activities in various Divisions of NITI Aayog	
	4.1 Agriculture Division	46-50
	4.2 Social Justice and Social Welfare Division	50-59
	4.3 Bharat Nirman	59-60
	4.4 Communication, Information Technology and Information Division	60-64
	4.5 Development Policy Division	64-65
	4.6 Human Resource Development Division	65-68
	4.7 Economics Division	68
	4.8 Environment & Forests Division	68-70
	4.9 Financial Resources Division	70-74
	4.10 Health & Family Welfare Division	74-77
	4.11 Housing and Urban Affairs Division	77-82
	4.12 Industry Division	82-83
	4.13 Labour, Employment and Manpower Division	83-85
	4.14 Multi – Level Planning (MLP) Division	85-88
	4.15 Minority Affairs Division	89-90
	4.16 Minerals Division	90
	4.17 Plan Coordination & Management Division	90-92
	4.18 Parliament Section	92-93
	4.19 Power and Energy Division	93-94
	4.20 Perspective Planning Division	94-96
	4.21 Project Appraisal and Management Division	96-100
	4.22 PPP& Infrastructure	101-105

4.23	Research Division	105-109
4.24	Rural Development Division	109-113
4.25	Science and Technology Division	113-114
4.26	State Plans Division	114-115
4.27	Development of North Eastern Region	115-118
4.28	Transport Division	118-122
4.29	Tourism Cell	122-123
4.30	Voluntary Action Cell	123-124
4.31	Village Industries and Small Enterprises Division	124
4.32	Water Resources Division	125-126
4.33	Women & Child Development Division	126- 130
4.34	Administration and Other Services	
4.34.1	Administration	130-131
4.34.2	Career Management Activities	131
4.34.3	Organisation Method and Co-ordination Section	131-132
4.34.4	Hindi Section	132-133
4.34.5	Library and Documentation Centre	133-134
4.34.6	Protocol Section	134
4.34.7	Welfare Section	134-135
4.34.8	Charts, Maps & Equipment Unit	135-139
4.34.9	Right to Information Cell (C&I Division)	139
4.34.10	Vigilance Section	139-140
4.35	National Informatics Centre	140-172
Chapter 5	5.1 Programme Evaluation Organisation	173-178
	5.2 Independent Evaluation Office	178-179
Chapter 6	Unique Identification Authority of India	180-202
Annexures		
I	C&AG's Audit Observations	205
II	Resolution Setting up NITI Aayog	206-208
III	Resolution Composition of NITI Aayog	209
IV	Resolution Amending the Composition of Governing Council	210

LIST OF ABBREVIATIONS

1.	GDP	Gross Domestic Product
2.	CAD	Current Account Deficit
3.	FII	Foreign Institutional Investment
4.	CSO	Central Statistics Office
5.	MoSPI	Ministry of Statistics and Programme Implementation
6.	NAS	National Accounts Statistics
7.	IIP	Index of Industrial Production
8.	WPI	Wholesale Price Index
9.	MTA	Mid Term Appraisal
10.	GDPfc	Gross Domestic Product at Factor Cost
11.	GDPmp	Gross Domestic Product at Market Prices
12.	PE	Provisional Estimates
13.	QE	Quick Estimates
14.	AE	Advance Estimates
15.	GDS	Gross Domestic Savings
16.	GCF	Gross Capital Formation
17.	FRBM	Fiscal Responsibility and Budget Management
18.	DAC	Department of Agriculture and Cooperation
19.	RE	Revised Estimates
20.	BE	Budget Estimates
21.	RBI	Reserve Bank of India
22.	FDI	Foreign Direct Investment
23.	PFI	Portfolio Investment
24.	NSSO	National Sample Survey Office
25.	MRP	Mixed Recall Period
26.	PLB	Poverty Line Basket

CHAPTER - 1

OBJECTIVES, COMPOSITION AND FUNCTIONS

- 1.1** The Planning Commission, which was established by a Resolution by the Government of India on 15th March, 1950, has been replaced with a new institution named NITI (National Institution for Transforming India) Aayog by another Resolution dated 1st January, 2015. The Resolution takes note of the changed dynamics of the Indian economy.
- 1.2** India has undergone a paradigm shift over the past six decades-politically, economically, socially, technologically as well as demographically. The role of the Government in national development has seen a parallel evolution.
- 1.3** The new institution is envisaged to be a catalyst to the developmental process; nurturing an overall enabling environment, through a holistic approach to development going beyond the limited sphere of the Public Sector and Government of India. This will be built on the foundations of:
- An empowered role of States as equal partners in national development; operationalizing the principle of Cooperative Federalism.
 - A knowledge hub of internal as well as external resources; serving as a repository of good governance best practices, and a Think Tank offering domain knowledge as well as strategic expertise to all levels of government.
- A collaborative platform facilitating Implementation; by monitoring progress, plugging gaps and bringing together the various Ministries at the Centre and in States, in the joint pursuit of developmental goals
- 1.4** This Annual Report covers two broad periods firstly from 1.4.2014 to 31.12.2014 when Planning Commission was in existence and secondly from 1.1.2015 to 31.3.2015 when NITI Aayog has replaced Planning Commission. The major activities undertaken by NITI Aayog since its inception is mentioned in para-1.17 of this Chapter.

OBJECTIVES OF NITI AAYOG:

- 1.5** The Resolution setting up the NITI Aayog outlines following objectives:
- a) To evolve a shared vision of national development priorities, sectors and strategies with the active involvement of States in the light of national objectives. The vision of the NITI Aayog will then prove a framework 'national agenda' for the Prime Minister and the Chief Ministers to provide impetus to.
 - b) To foster cooperative federalism through structured support initiatives and mechanisms with the States on a continuous basis, recognizing that strong States make a strong nation.

- c) To develop mechanisms to formulate credible plans at the village level and aggregate these progressively at higher levels of government.
- d) To ensure, on areas that are specially referred to it, that the interests of national security are incorporated in economic strategy and policy.
- e) To pay special attention to the sections of our society that may be at risk of not benefitting adequately from economic progress.
- f) To design strategic and long term policy and programme frame works and initiatives, and monitor their progress and their efficacy. The lessons learnt through monitoring and feedback will be used for making innovative improvements, including necessary mid-course corrections.
- g) To provide advice and encourage partnerships between key stakeholders and national and international likeminded Think Tanks, as well as educational and policy research institutions.
- h) To create a knowledge, innovation and entrepreneurial support system through a collaborative community of national and international experts, practitioners and other partners.
- i) To offer a platform for resolution of inter-sectoral and inter-departmental issues in order to accelerate the implementation of the development agenda.
- j) To maintain a State-of-the-art Resource Centre, be a repository of research on good governance and best practices in suitable and equitable development as well as help their dissemination to stakeholders.
- k) To actively monitor and evaluate the implementation of programmes and initiatives, including the identification of the needed resources so as to strengthen the probability of success and scope of delivery.
- l) To focus on technology upgradation and capacity building for implementation of programmes and initiatives.
- m) To undertake other activities as may be necessary in order to further the execution of the national development agenda, and the objectives mentioned above.

COMPOSITION OF NITI AAYOG:

- 1.6 The Resolution dated 1st January, 2015 (vide its para 13) and its subsequent amendment dated 16th February 2015, provide for composition of the NITI Aayog as follows:
- a) Prime Minister of India as the Chairperson.
 - b) The Governing Council comprising the Chief Ministers of all the States, Chief Ministers of Union Territories with Legislatures, viz. Delhi and Puducherry and Lt. Governors of other Union Territories.
 - c) Regional Council will be formed to address specific issues and contingencies impacting more than one state or a region. These will be formed for a specified tenure. The Regional Councils

will be convened by the Prime Minister and will comprise of the Chief Minister of States and Lt. Governors of Union Territories in the region. These will be chaired by the Chairperson of the NITI Aayog or his nominee.

- d) Experts, specialists and practitioners with relevant domain knowledge as special invitees nominated by the Prime Minister.
- e) The full-time organisational framework will comprise of, in addition to the Prime Minister Chairperson:
 - i. Vice-Chairperson: To be appointed by the Prime Minister.
 - ii. Members: Full Time.
 - iii. Part-time Members: Maximum of 2 from leading universities, research organisations and other relevant institutions in an ex-officio capacity. Part time members will be on a rotational basis.
 - iv. Ex officio Members: Maximum of 4 Members of the Union Council of Ministers to be nominated by the Prime Minister.
 - v. Chief Executive Officer: To be appointed by the Prime Minister for a fixed tenure, in the rank of Secretary to the Government of India.
 - vi. Secretariat as deemed necessary.

1.7 In pursuance of the Cabinet Resolution dated 1st January, 2015, the Prime Minister has approved constitution of the NITI Aayog as under:

Chairperson: Shri Narendra Modi, Prime Minister.

Vice Chairpersons: Dr. Arvind Panagariya, in the rank of Cabinet Minister.

Full Time Members:

- a) Dr. Bibek Debroy, in the rank of Minister of State.
- b) Dr. V.K. Saraswat, former Secretary, Defence R & D, in the rank of Minister of State.

Ex-Office Members:

- a) Shri Raj Nath Singh, Minister of Home Affairs.
- b) Shri Arun Jaitley, Minister of Finance; Minister of Corporate Affairs; and Minister of Information and Broadcasting.
- c) Shri Suresh Prabhu, Minister of Railways.
- d) Shri Radha Mohan Singh, Minister of Agriculture.

Special Invitees:

- a) Shri Nitin Jairam Gadkari, Minister of Road Transport and Highways; and Minister of Shipping.
- b) Shri Thaawar Chand Gehlot, Minister of Social Justice and Empowerment.
- c) Smt. Smriti Zubin Irani, Minister of Human Resource Development.

INSTITUTIONAL STRUCTURE OF ERST-WHILE PLANNING COMMISSION:

1.8 As the present report covers the period from 1st April 2014 to 31st December 2014, when the erstwhile Planning Commission was in existence, a very brief description of institutional structure of the erstwhile

Commission is mentioned below for ready reference.

- 1.9** The erstwhile Planning Commission had been functioning through several subject matter divisions and specialised divisions. Each division was headed by a senior level officer of the level of Joint Secretary designated as the Adviser or Additional Secretary designated as Senior Adviser or by a Secretary level officer, designated as a Principal Adviser.
- 1.10** The Subject Matter Divisions dealt with Agriculture, Social Justice and Social Welfare Communication, Information Technology and Information (CIT&I), Human Resources Development, Environment and Forests Division, Health & Family Welfare, Housing & Urban Affairs, Industries, Minerals, Minorities, Power & Energy, Rural Development, Science & Technology, Women & Child Development, Transport & Tourism, Village & Small Enterprises, Water Resources. The Specialised Divisions were concerned with Development Policy, Perspective Planning, Financial Resources, Labour, Employment and Manpower, Plan Coordination and Management Division, Project Appraisal and Management, Research, State Plans, Decentralised Planning Panchayati Raj and Special Area Programmes, and Infrastructure, Financial and Public - Private Partnership.
- 1.11 Programme Evaluation Organisation (PEO):** The Programme Evaluation Organisation (PEO) has been an integral part of erstwhile Planning Commission with a responsibility to undertake evaluation studies to assess the impact of selected

Plan Programmes/Schemes in order to provide useful feedback to the Planners and implementing agencies. Apart from its Headquarters at Delhi, the PEO has seven Regional Evaluation Offices in a few State Capitals and eight field officers attached with them.

- 1.12 Independent Evaluation Office (IEO):** The IEO was an attached office under aegis of erstwhile Planning Commission, to carry out independent evaluation of various flagship programmes, schemes etc. as entrusted to it by the Development Evaluation Advisory Committee (DEAC) or the Government of India, as the case may be from time to time. Necessary action has been initiated on a proposal to merge IEO with a reconstituted PEO.
- 1.13 The Unique Identification Authority of India (UIDAI):** The UIDAI was constituted in January, 2009 as an attached office under aegis of erstwhile Planning Commission. The UIDAI has the responsibility to lay down plan and policies to implement UIDAI Scheme, it owns and operates UID database and is responsible for its updation and maintenance on an ongoing basis. Headquarter of UIDAI is in Delhi and it has its Regional Office in eight places.
- 1.14 National Rain-fed Area Authority (NRAA):** As per amended Government of India (Allocation of Business) Rules, 1961, notified on 21st March 2015, NRAA has been placed under Department of Agriculture & Cooperation, Ministry of Agriculture.
- 1.15 National Institute of Labour Economics Research & Development (NILERD):** The NILERD (formerly Institute of Applied Manpower Research – IAMR) is

an autonomous Institution, set up under the erstwhile Planning Commission, Government of India. The primary objectives of the Institute included research, data collection, and education and training in all aspects of Human Capital Planning and Human Resource Development.

GOVERNING COUNCIL OF NITI AAYOG - FIRST MEETING

1.16.1 The first meeting of the Governing Council of NITI Aayog was held on 8th February, 2015 at Panchavati, 7, Race Course Road, New Delhi. The agenda of the meeting included discussion on (i) Transition arrangements from Planning Commission to NITI (ii) Framework for National Development Priorities, Policies and Sectoral strategies including

recently announced major initiatives of the Government (iii) Cooperative Federalism and (iv) Infrastructure Projects.

The Prime Minister, Shri Narendra Modi chairing the Team India, first meeting of the Governing Council of NITI Aayog, in New Delhi on 8th February, 2015.

1.16.2 The meeting, inter alia, decided to form 3 Sub-Groups of Chief Ministers namely, (i) Sub-Group on Rationalisation of Centrally Sponsored Schemes to examine the current CSS and recommend their suitable rationalisation (ii) Sub-Group on Skill Development to address issues pertaining to human resources, especially youth and to work on scientific methods on moving towards creating a pool of skilled manpower and (iii) Sub-Group on Swachh Bharat



The Prime Minister, Shri Narendra Modi chairing the Team India, first meeting of the Governing Council of NITI Aayog, in New Delhi on 8th February, 2015.

Abhiyan on account of its direct linkage to poor. In addition, it was also decided that States may set up two Task Forces on Agriculture and Poverty elimination in States and similarly, NITI Aayog was directed by its Governing Council to set up two similar Task Forces for working with the Task Forces in States. The meeting also deliberated on streamlining mechanism at State levels so that factors which are preventing early completion of important infrastructure projects are suitably addressed.

MAJOR ACTIVITIES OF NITI AAYOG:

1.17 NITI Aayog, as a 'Think Tank' of the Government has been instrumental in providing a directional and policy dynamo to taking steps in liaison with States while fostering the spirit of cooperative federalism. Some of the activities of NITI Aayog since its inception are given as under:

- Appointments of Vice Chairman, Full-Time Members and Chief Executive Officer of NITI Aayog have been made.
- The Prime Minister interacted with eminent economists on 6th February, 2015, for formulation of the Union Budget and discussion on state of the economy, in his first visit to the NITI Aayog.
- The Prime Minister chaired the first Governing Council Meeting of the NITI Aayog on 8th February, 2015 with Chief Ministers of States and Lt. Governors of Union Territories to work with the Centre to forge a model of cooperative federalism, whereby the Centre and States – TEAM INDIA – can come together to chart a common course for progress and prosperity.
- A meeting for reviewing progress in Infrastructure sectors for 2014-15 was held under the chairmanship of the Prime Minister on 9th February, 2015. CEO, NITI Aayog made a presentation on the performance of infrastructure sectors in 2014-15 for the period of 10 months from April, 2014 to January, 2015. The sectors covered were related to Physical Connectivity (Airports, Ports and Inland Waterways, Railways and Highways), Digital Connectivity (Telecom) and Energy (Power, Coal, Renewables and Gas). In order to prevent cost and time overruns of important infrastructure projects, the Governing Council of NITI Aayog has requested States to create appropriate institutional mechanisms to address issues which cause delay in execution of the project. This is being further monitored by NITI.
- The Prime Minister constituted three Sub Groups of Chief Ministers on the following themes: Rationalisation of Centrally Sponsored Schemes, Skill Development, and Swachh Bharat.
- The Union Budget 2015 announced the setting up of Atal Innovation Mission (AIM), Self-Employment and Talent Utilization (SETU) and Unified National Agriculture Market under the NITI Aayog. The Union Budget also has a provision for providing special assistance by specific intervention through NITI.
- The first meeting of Sub Group on Rationalisation of Centrally Sponsored

- Schemes, convened by the Chief Minister of Madhya Pradesh, was held in the NITI Aayog on 27th March, 2015.
- In pursuance of the decision taken in the Governing Council Meeting, two Task Forces have been formed in order to tackle the crucial subjects of Agriculture Development and Elimination of Poverty under the leadership of Dr. Arvind Panagariya. The initial meetings for both Task Forces have been held. In addition, every state will constitute Task Forces on these subjects.
 - NITI Aayog has initiated the process of undertaking the Mid-Term Appraisal of the Twelfth Plan. This opportunity is also being used to weave in the national development agenda discussed in the meeting of the Governing Council for its suitable implementation in the remaining two years of the Twelfth Plan.
 - As NITI's first initiative, the "Report India's Renewable Electricity Roadmap 2030—Toward Accelerated Renewable Electricity Deployment" was released at the Renewable Energy Global Investors Meet & Expo (RE-INVEST 2015) on 15th February, 2015.
 - Pioneering the change in Government Buildings, NITI Aayog was awarded a five star rating by the Bureau of Energy Efficiency (BEE). NITI Aayog has retrofitted its electrical appliances to achieve the highest energy efficiency rating for commercial buildings.
 - The erstwhile Planning Commission won the Web Ratna Gold Award under the Open Data Champion category. NITI will continue promoting initiatives like Open Government Data Platform India.
 - An e-book on the NITI Aayog was launched. The book is available on the following link: <http://pib.nic.in/newsite/pdfdisplay.aspx?docid=404>
 - A delegation of the National Planning Commission of Nepal, Dr. Ziad Bahaa-Eldin, former Dy. Prime Minister of the Republic of Egypt and Mr. Anthony Foxx, the Secretary of Transportation for the United States of America, are among the distinguished guests who have visited the NITI Aayog in the last 100 days.
 - A pilot was successfully completed for universal enrolment of children aged 0-6 years by concurrent Birth Registration and Aadhar Enrolment in Haryana between 23rd February and 6th March, 2015. NITI Aayog participated in this exercise along with other ministries and departments.
 - Every week, employees of NITI Aayog devote time by performing Shram Daan and Samay Daan towards the Swachh Bharat Mission and maintain cleanliness around the premises of the institution.

CHAPTER - 2

ECONOMY AND THE PLAN- AN OVERVIEW

AN OVERVIEW OF PERFORMANCE OF THE ECONOMY

2.1 The Twelfth Five Year Plan (2012-13 to 2016-17) envisages an average annual growth target of 8 per cent. The Plan was launched amidst slowdown of the economy on account of several domestic and global factors. The growth rate of the economy fell from 6.7 per cent in the terminal year of the Eleventh Five Year Plan i.e., 2011-12 to 4.5 percent during 2012-13, the first year of the 12th Plan. However, the growth rate of the economy rose marginally to 4.7 per cent in 2013-14. As per the Press Note on ‘New Series Estimates of National Income, Consumption Expenditure, Saving and Capital Formation (Base Year 2011-12)’ released on 30th January 2015 by the Ministry of Statistics & Programme Implementation (MOSPI), industry-wise estimates would be presented as the Gross Value Added (GVA) at basic prices. The use of Gross Domestic Product (GDP) growth rates at Factor Cost (GDP_{fc}) would be discontinued. Also GDP at Market Prices (GDP_{mp}) will now be referred to as GDP. Table 2.1 gives year wise GDP_{fc} and GDP_{mp} (Base 2004-05) over the last six years along with GDP and GVA at 2011-12 prices for the last three years.

Table 2.1

Growth Rates of GDP at Factor Cost &

Year	At 2004-05 prices		At 2011-12 prices	
	GDP _{fc}	GDP _{mp}	GDP	GVA at basic prices
2007-08	9.3	9.8	--	--
2008-09	6.7	3.9	--	--
2009-10	8.6	8.5	--	--
2010-11	8.9	10.3	--	--
2011-12	6.7	6.6	--	--
2012-13	4.5	4.7	5.1	4.9
2013-14	4.7	5.0	6.9	6.6
2014-15	--	--	7.4	7.5

Market Prices at 2004-05 Prices

Source: Central Statistics Office

Notes: 1. At 2004-05 prices: 2011-12- Second Revised Estimates; 2012-13 First Revised Estimates; 2013-14- Provisional Estimates as on 30.05.2014.

2. At 2011-12 prices: 2012-13-Second Revised Estimates; 2013-14-First Revised Estimates and 2014-15- Advanced Estimates as on 09.02.2015.

2.2 As per the New Series Estimates of National Income, the growth rate of Gross Value Added (GVA) at constant (2011-12) basic prices increased from 4.9 per cent in 2012-13 to 6.6 per cent in 2013-14. GVA at basic prices is obtained by adding the net of production taxes and subsidies to GDP at factor cost. Further another

“Press Note on the Advance Estimates of National Income 2014-15 and Quarterly Estimates of Gross Domestic Product for the third quarter 2014-15,” released on 9th February, 2015 by Central Statistics Office (CSO), the growth rate of GVA at basic prices is expected at 7.5 per cent in 2014-15.

2.3 The growth rate of GVA at basic prices is estimated to be 7.0 per cent, 7.8 per cent and 7.5 per cent during the first, second and third quarter of 2014-15 as against 7.2 per cent, 7.5 per cent and 6.6 per cent in the corresponding quarters of previous year i.e. 2013-14. The GDP at market prices referred to as GDP (at constant (2011-12) prices) recorded a rise in growth rate from 5.1 percent during 2012-13 to 6.9 percent during 2013-14 and is expected to be at 7.4 percent Advance Estimates (AE) in 2014-15.

SECTORAL COMPOSITION OF GROWTH

2.4 GDP growth rate for agriculture, industry and services sectors realized during the 11th Plan period are estimated at 4.1 per cent, 7.7 per cent and 9.4 per cent against the growth target of 4 per cent, 10-11 per cent and 9-11 per cent respectively. The 12th Plan targets growth rates of 4 per cent for agriculture, 7.6 per cent for industry and 9.0 per cent for services, thereby aiming at 8 per cent growth in overall GDP.

2.5 The annual growth rates of GVA by economic activity at constant (2011-12) basic prices for 2012-13, 2013-14 and 2014-15(AE) is given in Table 2.2.

Table- 2.2

Annual Growth Rate of GVA by economic activity at constant (2011-12) basic prices

(Unit: Per cent)

No.	Item	2012-13*	2013-14#	2014-15@
1	Agriculture, forestry & fishing	1.2	3.7	1.1
2	Mining & quarrying	-0.2	5.4	2.3
3	Manufacturing	6.2	5.3	6.8
4	Electricity, gas & water supply & other utility services	4	4.8	9.6
5	Construction	-4.3	2.5	4.5
6	Trade, hotels, transport, communication and services related to broadcasting	9.6	11.1	8.4
7	Financial services, real estate, ownership of dwellings & professional services	8.8	7.9	13.7
8	Public administration & Defence & other services	4.7	7.9	9
	Total GVA at Basic Prices	4.9	6.6	7.5
	Industry (2-5)	2.4	4.5	5.9
	Services (6-8)	8	9.1	10.6

Source: Central Statistics Office (CSO)

Note: * 2nd Revised Estimates; #1st Revised Estimates; @ Advanced Estimates as on 09th February 2015.

2.6 The 'Agriculture, Forestry and Fishing' sector yielded an average growth rate of 1.2 per cent during 2012-13 which increased to 3.7 per cent in the next year. The growth rate in the sector is likely to decline by 1.1 per cent in its GVA during 2014-15 largely on account of the decline in food grains production by 2.9 per cent compared to the previous agriculture year. Production of pulses and oilseeds is also expected to decline by 3.4 and 9.6 per cent respectively in 2014-15 as per the data available from the Department of Agriculture and Cooperation (DAC).

2.7 Industrial growth exhibited a steady increase in growth rate from 2.4 per cent in 2012-13 to 4.5 per cent in 2013-14 and is likely to grow at the rate of 5.9 per cent in 2014-15. The surge in industrial growth may be attributed to the rise in growth rates in 'electricity, gas & water supply & other utility services' and 'manufacturing' sector. The growth in the 'manufacturing' 'mining and quarrying', 'electricity, gas and water supply', and 'construction' is estimated to be 6.8 per cent, 2.3 per cent, 9.6 percent and 4.5 per cent, respectively, during 2014-15 as compared to growth of 5.3 percent, 5.4 per cent, 4.8 per cent and 2.5 per cent, respectively, in 2013-14.

2.8 The growth rate in services sector was recorded at 8.0 per cent in 2012-13 and 9.1 per cent in 2013-14. According to the Advance Estimates it is expected to grow at the rate of 10.6 per cent in 2014-15. The estimated growth in GVA for the trade, hotels, transport and communication and services related to broadcasting services during 2014-15 is placed at 8.4 per cent as against growth of 11.1 percent in the previous year. This is mainly on account of decline of 5.7 per cent in the sales of commercial vehicles and reduced rate of increase in sales tax collection at 13.9 percent during April-December 2014 as compared to

19 percent in 2013-14. The sector, 'financial, real estate and professional services', is expected to show a growth rate of 13.7 per cent during 2014-15 as compared to growth rate of 7.9 per cent in 2013-14.

2.9 The revival in growth of industry and services sector is on account of the various measures adopted by the Government as a result of which the economic and business environment has become conducive for improvement. Government of India has taken a number of steps to arrest the slowdown in the economy. 'Make in India campaign' has recently been launched for boosting industrial confidence and performance by facilitating investment, fostering innovation, enhancing skill development and protecting intellectual property. The other initiatives to revive growth in manufacturing and infrastructure sectors and to sustain agricultural growth include raising the limits of FDI in various sectors such as Defence, Construction development sector, Insurance sector, Railways; incentives for Real Estate Investment Trusts (REITS); setting up of a "National Adaptation Fund" to meet the vagaries of climate change; establishing a "Price Stabilization Fund" to mitigate the risk of price volatility in the agriculture produce; technology driven second green revolution with focus on higher productivity and including "Protein revolution"; setting up of "Long Term Rural Credit Fund" for providing refinance support to Cooperative Banks and Regional Rural Banks; setting up a National Industrial Corridor Authority; development of industrial corridors with emphasis on Smart Cities linked to transport connectivity, scheme for development of new airports in Tier I and Tier II Cities, increased investment in road sector etc. These measures are further expected to revive the market as well as provide an impetus to growth.

GROWTH SCENARIO AT STATE LEVEL

2.10 The Eleventh Five Year Plan which targeted at 'inclusiveness' witnessed an encouraging and positive trend with most States showing sustained high rates of growth, in fact several of the economically weaker States have also demonstrated an improvement in their growth rates. The Twelfth Five Year Plan envisaged the vision of rapid, sustainable and more inclusive growth. During the first two years of the 12th Plan, a trend similar to Eleventh Plan period is observed with the average annual Gross State Domestic Product (GSDP) growth rate of some of the economically weaker States exceeding the targeted average annual growth rates of GSDP during the 12th Plan. These include Bihar, Jharkhand, Madhya Pradesh, Meghalaya, Tripura and West Bengal. Annexure – A gives the details of the growth targets for the States for the 12th Plan along with the sectoral growth performance of States in the first two years of 12th Plan.

WORLD ECONOMIC SCENARIO

2.11 A general downturn in terms of growth rates which witnessed globally over the past few years can be attributed mainly to the global financial crisis in 2008-09 and the sovereign debt crisis in Europe in 2011-12. However, an uneven global recovery continues since then. As per World Economic Outlook (WEO) October 2014, the growth forecast for the world economy has been revised downward to 3.3 percent for the year 2014 on account of the weaker-than-expected global activity in the first half of 2014.

2.12 As per the World Economic Outlook Update released by the IMF in October 2014, India's growth was found to have declined from 6.6 per cent in 2011 to 4.7 per cent in 2012. It however recovered to 5.0 per cent in 2013. China similarly showed a decline in growth from 9.3 per cent in

2011 to 7.7 per cent in 2012 and has remained so in 2013. External factors have contributed significantly in the slowdown of growth of GDP of India from 2011-12 to 2012-13.

2.13 The World Economic Outlook of the IMF projects an upward trend in world growth in 2014 and 2015, although the growth has been modest. Given that growth of countries cannot be viewed in isolation from the global scenario, India being an emerging economy which is deeply integrated with the world economy through trade is expected to benefit from revival in the global economy. The global growth scenario over the last few years is given in Table 2.3.

2.14 Advanced economies are projected to grow from 1.8 per cent in 2014 to 2.3 per cent in 2015 and to 2.4 per cent in 2016. Emerging market and developing economies are also projected to grow from 4.4 per cent in 2014 to 5.0 per cent in 2015 and to 5.2 per cent in 2016. Such a scenario augurs well for the Indian economy, which is projected to grow from 5.6 per cent in 2014 to 6.5 per cent in 2015. The Indian economy is projected to grow at a faster pace than the advanced economies, with a growth forecast of 6.5 per cent in 2016.

2.15 According to the World Economic Outlook Update released in January 2015, the global growth in 2015-16 is projected at 3.5 and 3.7 percent respectively, downward revisions of 0.3 percent relative to the previous estimates in October 2014. There have been four key developments in the year 2014-15 which have shaped the global outlook. First, oil prices in U.S. dollars have declined by about 55 percent since September 2014. The decline is partly due to unexpected demand weakness in some major economies and largely due to oil supply factors. Second, while global growth increased broadly as expected, there have been marked growth divergences

among major advanced economies. Specifically, the recovery in the United States was stronger than expected, while economic performance in all other major economies, most notably Japan, fell short of expectations. Third, the U.S. dollar has appreciated while in contrast, the euro and the yen have depreciated and many emerging market currencies have weakened, particularly those of

commodity exporters. Fourth, interest rates and risk spreads on bond yields have risen in many emerging market economies, notably commodity exporters. For India, the IMF growth forecast is broadly unchanged, however, as weaker external demand is offset by the boost to the terms of trade from lower oil prices and a pickup in industrial and investment activity after policy reforms.

Table-2.3

World Economic Outlook: Trends in global growth rates (in per cent)

Item/Year	2009	2010	2011	2012	2013	2014*	2015*	2016*
World Output	0.0	5.4	4.1	3.4	3.3	3.3	3.8	4.0
Advanced Economies	-3.4	3.1	1.7	1.2	1.4	1.8	2.3	2.4
United States	-2.8	2.5	1.6	2.3	2.2	2.2	3.1	3.0
Japan	-5.5	4.7	-0.5	1.5	1.5	0.9	0.8	0.8
United Kingdom	-5.2	1.7	1.1	0.3	1.7	3.2	2.7	2.4
Canada	-2.7	3.4	2.5	1.7	2	2.3	2.4	2.4
Euro Area	-4.5	2.0	1.6	-0.7	-0.4	0.8	1.3	1.7
Emerging Market and Developing Economies	3.1	7.5	6.2	5.1	4.7	4.4	5.0	5.2
China	9.2	10.4	9.3	7.7	7.7	7.4	7.1	6.8
India	8.5	10.3	6.6	4.7	5.0	5.6	6.4	6.5
Brazil	-0.3	7.5	2.7	1.0	2.5	0.3	1.4	2.2
Russia	-7.8	4.5	4.3	3.4	1.3	0.2	0.5	1.5
South Africa	-1.5	3.1	3.6	2.5	1.9	1.4	2.3	2.8

Source: International Monetary Fund, World Economic Outlook Database, October 2014.

Note: * Year over year Projections

Savings and Investment Rate

2.16 Higher investments in the economy, supported by high domestic savings are required to push the economy a step closer to a higher growth trajectory. The 12th Plan targets a savings rate of 33.6 per cent and an investment rate of 38.8 per cent of GDP. However, saving and investment rate have declined over the first two years of the

12th Plan (Table 2.4). Based on the New Series Estimates of National Income, Savings rate (Gross Savings as percentage of GDP) is estimated at 31.8 per cent in 2012-13 which declined to 30.6 per cent in 2013-14. Similarly, Investment rate (Gross Capital Formation as percentage of GDP) estimated at 33.5 per cent in 2012-13, declined to 31.2 per cent in 2013-14. It is likely to come

downfurther to 30 per cent in 2014-15(AE). The investment rate in the years 2012-13 to 2013-14 has been higher than the rate of saving because of net capital inflow from Rest of the World (ROW).

Table -2.4
Savings and Investment Rate at Current Prices
(As % of GDP at current prices)

Year	Savings Rate	Investment Rate
2012-13@	31.8	33.5
2013-14*	30.6	31.2
2014-15 #	--	30.0

Source: Central Statistics Office (CSO).

Note: @Second Revised Estimates; *First Revised Estimates; # Advance Estimates as on 09.02.2015

2.17 Investment is measured by Gross Capital Formation (GCF) which comprises of Gross Fixed Capital Formation (GFCF) and Changes in

Stock (CIS). GFCF refers to creation of physical assets and hence captures the productive capacity of economy, whereas Changes in Stock primarily measures the inventories i.e. the working capital. It is the GFCF which is important for measuring the potential growth of the economy as it accounts for more than 90 per cent of the Gross Domestic Investment. In terms of the share to the total GCF (at current prices), the highest contributor is Private Sector, especially Private Non- Financial Corporations. Share of household sector in GCF is also significant, which was declined from 38.3 percent in 2012-13 to 34.2 percent in 2013-14. The share of General Government in GCF has increased from 10.3 percent in 2012-13 to 13.2 percent in 2013-14. The rate of fixed investment (GFCF) at current prices came down from 31.4 per cent in 2012-13 to 29.7 in 2013-14. This can be attributed to reduction in household sector fixed investment from 12.6 per cent in 2012-13 to 10.6 per cent in 2013-14 (Table 2.5).

Table -2.5
Composition of Investment

Item/Year	As % of GDP at current prices		Share in GCF/GFCF	
	2012-13@	2013-14*	2012-13@	2013-14*
GCF	33.5	31.2	100.0	100.0
Public Sector	3.7	3.8	11.1	12.3
Private Sector	13.5	12.6	40.2	40.3
General Government	3.5	4.1	10.3	13.2
Household Sector	12.9	10.7	38.3	34.2
GFCF	31.4	29.7	100.0	100.0
Public Sector	3.6	3.7	11.4	12.3
Private Sector	11.8	11.4	37.4	38.3
General Government	3.4	4.1	10.9	13.8
Household Sector	12.6	10.6	40.3	35.6

Source: Central Statistics Office (CSO)

Notes: 1. Public Sector include Public Non-financial Corporations and Public Financial Corporation

2. Private Sector include Private Non-financial Corporations and Private Financial Corporations. 3. @Second Revised Estimates; *First Revised Estimates as on 30.01.2015.

2.18 In terms of final consumption expenditure by private as well as government sector, private final consumption expenditure was recorded at 57.9 per cent of GDP in 2012-13 and is expected at 57.3 per cent in 2014-15 as per Advance Estimates. The government final consumption expenditure recorded at 10.8 per cent of the GDP in 2012-13 is expected to increase at 11.2 per cent in 2014-15. However, the growth in private final consumption expenditure has increased from 5.5 per cent in 2012-13 to 6.2 per cent in 2013-14 and is expected at 7.1 per cent in 2014-15. Growth in government final consumption expenditure had a steep rise from 1.7 per cent 2012-13 to 8.2 per

cent in 2013-14 and is expected to grow at 10.0 per cent in 2014-15 (Table 2.6).

2.19 The Gross Savings as a percentage of GDP estimated at 31.8 per cent in 2012-13 declined to 30.6 per cent in 2013-14 (Table 2.7). This decline is attributable in part to the decline in household sector savings from 20.2 per cent to 18.2 per cent during the same period. There has also been a decline in public sector savings from 3.0 per cent in 2012-13 to 2.6 per cent in 2013-14. However, there has been a slight increase in the rate of private sector gross savings from 10.0 per cent to 10.9 per cent during the same period.

Table -2.6

**Final Consumption Expenditure at 2011-12 prices
(Annual growth Rate and as % of GDP)**

Item/Year	2012-13@	2013-14*	2014-15#
Annual Real Growth Rate (Per Cent)			
Private Final consumption exp.	5.5	6.2	7.1
Govt. Final consumption exp.	1.7	8.2	10.0
Total Final consumption exp.	4.9	6.5	7.6
Ratio to GDP (at constant market prices) in Per Cent			
Private Final consumption exp.	57.9	57.5	57.3
Govt. Final consumption exp.	10.8	10.9	11.2
Total Final consumption exp.	68.7	68.4	68.5

Source: Central Statistics Office (CSO).

Note: @Second Revised Estimates; *First Revised Estimates; #Advance Estimates as on 09.02.2015;

Table -2.7
Composition of Savings

Item/Year	2012-13@	2013-14*
As % of GDP at current prices		
Gross Savings	31.8	30.6
Public Sector	3.0	2.6
Private Sector	10.0	10.9
General Government	-1.3	-1.0
Household Sector	20.2	18.2
Share in Gross Savings		
Public Sector	9.3	8.4
Private Sector	31.3	35.4
General Government	-4.0	-3.2
Household Sector	63.4	59.4

Source: Central Statistics Office (CSO).

Notes: 1. Public Sector include Public Non-financial Corporations and Public Financial Corporations.

2. Private Sector including Private Non-financial Corporations and Private Financial Corporations.

3. @Second Revised Estimates; *First Revised Estimates as on 30.01.2015.

2.20 Around 60 per cent of the Gross Savings in the economy is contributed by the Household sector followed by the private sector specifically private non-financial corporations. However, the share of household sector has declined from 63.4 percent in 2012-13 and to 59.4 percent in 2013-14. This decline can be attributed to the decline in household savings in physical assets. The share of private sector especially private Non-Financial Corporations has increased during the period, while the share of public sector has decreased. The dis-saving of General Government has decreased from 4.0 percent in 2012-13 to 3.2 percent in 2013-14.

FISCAL PERFORMANCE

2.21 The Government has adopted a revised roadmap of fiscal consolidation following

amendment to the Fiscal Responsibility and Budget Management Act in 2012. The strategy for reduction in fiscal deficit has been designed with a judicious mix of reduction in total expenditure as percentage of GDP and improvement in tax revenue as percentage of GDP. The total expenditure of the Central government was reduced from 15.8 percent of GDP in 2009-10 to 14.5 percent in 2011-12 (Table 2.8). It remained at around 14 per cent of the GDP for 2012-13 and 2013-14 (RE) and is expected to remain at the same level (13.9 per cent) during 2014-15 (BE). The Tax Revenue of Central government as a percentage of GDP also rose from 10.0 percent in 2011-12 to 10.2 per cent of GDP in 2012-13 and is estimated to remain at the same level in 2013-14 (RE). It is expected to be 10.6 per cent in 2014-15 (BE). As a result the Fiscal Deficit of the Centre fell from 5.7 per cent of GDP in 2011-12 to 4.9 per cent in 2012-13 and further to 4.6 per cent in 2013-14 (RE). The Fiscal deficit of the Centre is expected to be at 4.1 per cent in 2014-15 (BE). Revenue deficit of the Centre declined from 4.4 percent of GDP in 2011-12 to 3.3 per cent in 2013-14 and it is expected to be at 2.9 per cent of GDP in 2014-15 (BE). Primary deficit of the Centre also declined in the same period indicating that the economy is on the right track towards fiscal consolidation.

2.22 Around 70 per cent of the total expenditure is incurred on Non Plan expenditure; of which around 90 per cent is spend on revenue expenditure. The non-plan revenue expenditure comprises of items such as interest payments, defence services, subsidies, and pensions etc. which are not directly productive in the economy. The share of non-plan capital expenditure which includes defence services, capital outlay, loans etc. to total expenditure is less than 6 per cent over the last four years. Central Plan and central Assistance for States/UTs form the sub-categories

under both revenue and capital heads of the Plan expenditure. Around 80 per cent of the plan expenditure is incurred on revenue expenditure.

However, the share of plan capital expenditure in total expenditure is showing an increasing trend though their contribution is small (Figure 2.1).

Table- 2.8
Fiscal position of Centre

(As per cent of GDP)

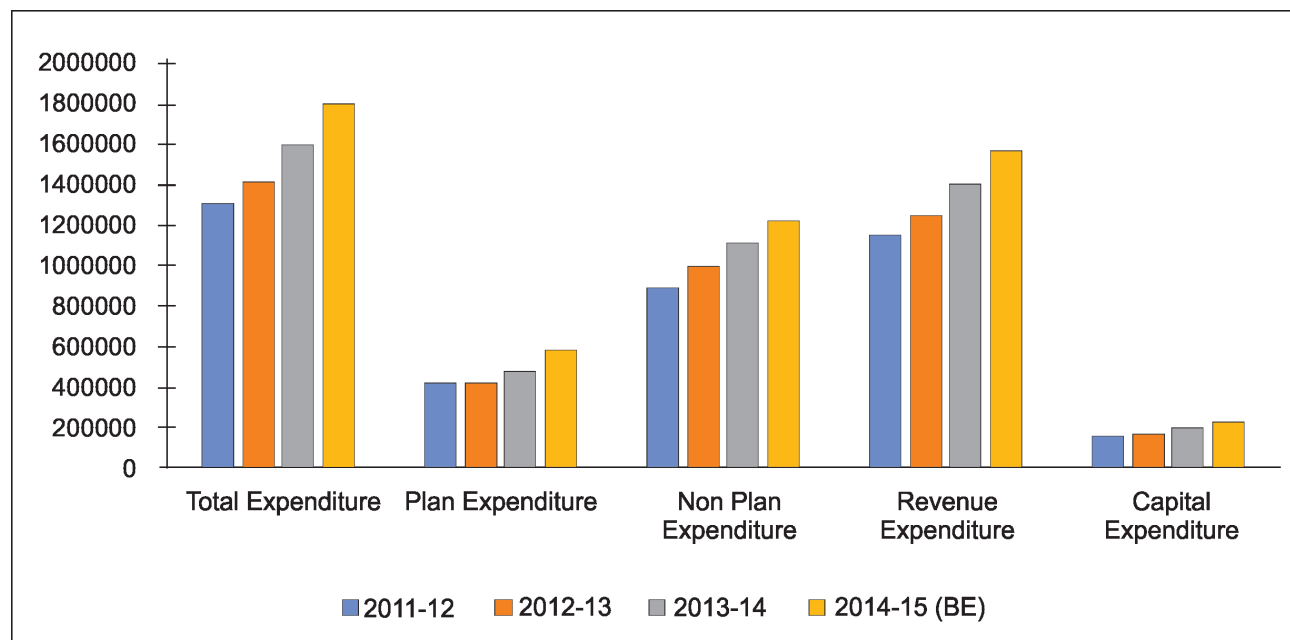
Year	Total Expenditure	Tax Revenue	Nontax Revenue	Fiscal Deficit	Revenue Deficit	Primary Deficit
2008-09	15.7	10.7	9.6	6.0	4.5	2.6
2009-10	15.8	9.6	8.8	6.5	5.2	3.2
2010-11	15.4	10.1	10.1	4.8	3.2	1.8
2011-12	14.5	10.0	8.3	5.7	4.4	2.7
2012-13	14.0	10.2	8.7	4.9	3.6	1.8
2013-14(RE)	14.0	10.2	9.1	4.6	3.3	1.3
2014-15(BE)	13.9	10.6	9.2	4.1	2.9	0.8

Source: Union Budget Documents

Note: RE: Revised Estimates; BE: Budget Estimates

Figure- 2.1 Expenditure of the Centre

(Rs. Crore)



Source: Union Budget Documents

2.23 Revenue expenditures (both Plan and Non-plan) have a larger share of the total expenditure (over 80 per cent together) rather than Capital expenditure. The ratio of Capital expenditure to total expenditure in India remains at around 12 per cent in the last few years. However, the ratio is estimated to improve slightly to 12.6 per cent in 2014-15 (BE) which is a welcome sign.

FISCAL POSITION OF THE STATE GOVERNMENTS

2.24 The details of the fiscal position of the State Governments is given in Table 2.9. The Fiscal Deficit of all States taken together was recorded at 2.1 per cent of GDP in 2010-11 which declined to 1.9 per cent of GDP in 2011-12. The fiscal deficit of States is recorded at 2.3 per cent in 2012-13 (RE) and remains almost at the same level (2.2 per cent) in 2013-14 (BE). Revenue Deficit of States, which had been marginal during the Eleventh Plan Period due to higher tax collections and reduction in the non-plan revenue expenditure

showed a marginal increase in 2009-10 at 0.5 per cent of GDP and was almost nil in 2010-11. As per 2011-12 and 2012-13 (RE), the Revenue Deficit of all states is estimated to be (-) 0.3 per cent and (-) 0.2 per cent of GDP respectively and is expected to be at (-) 0.4 per cent of GDP in 2013-14 (BE). The total expenditure of all States was recorded at 15.7 per cent of GDP in 2009-10. During 2011-12, it declined to reach a level of 15 per cent of GDP. It is however estimated as 16.5 per cent in 2012-13 (RE) and is expected to remain at the same level in 2013-14 (BE). The tax receipts of the States which was recorded at 8.2 per cent 2009-10 scaled up to 8.7 per cent of GDP in 2010-11 and 9.0 per cent in 2011-12. It is expected to be 9.5 per cent of GDP in 2012-13 (RE) and 9.8 per cent of GDP in 2013-14 (BE). The non-tax revenue of the states which was recorded at 3.8 per cent in 2008-09 had declined to 3.2 per cent in 2011-12. However, as per Revised Estimates of 2012-13, it is estimated to be 3.8 per cent and is expected to be at 3.7 per cent of GDP in 2013-14 (BE).

Table- 2.9

Fiscal position of the State Governments

(As per cent of GDP)

Year	Total Expenditure	Tax Revenue	Nontax Revenue	Fiscal Deficit	Revenue Deficit	Primary Deficit
2008-09	15.7	8.6	3.8	2.4	-0.2	0.6
2009-10	15.7	8.2	3.7	2.9	0.5	1.2
2010-11	14.9	8.7	3.3	2.1	0.0	0.5
2011-12	15.0	9.0	3.2	1.9	-0.3	0.4
2012-13(RE)	16.5	9.5	3.8	2.3	-0.2	0.8
2013-14 (BE)	16.5	9.8	3.7	2.2	-0.4	0.6

Source: Budget documents of the State Governments.

Note: RE: Revised Estimates; BE: Budget Estimates

2.25 The total liabilities of the Central Government are showing a declining trend over the years. It declined from 58.6 percent in 2008-09 to 52.1 percent in 2010-11. This reduction was despite the three successive stimulus packages provided to counter the effect of global slow down on Indian economy. During 2011-12, the central government's outstanding liability was 51.7 percent of GDP which reduced to 50.9 in 2013-14 (RE) and is estimated to be almost same at 49.8 per cent in 2014-15 (BE). The total liabilities of the States are also showing a similar downward trend (Table 2.10).

Table- 2.10
Total Liabilities of the Central and State Governments
(As per cent of GDP)

Year	Total Liabilities	
	Centre	States
2008-09	58.6	26.1
2009-10	56.3	25.5
2010-11	52.1	23.5
2011-12	51.7	22.1
2012-13	51.7	21.5
2013-14	50.9	21.2
2014-15	49.8	--

Source: Union Budget Documents; Budget documents of the State Governments.

Notes: 1. Centre's Data for 2013-14 are Revised Estimates and data for 2014-15 are Budget Estimates.

2. States data for 2012-13 and 2013-14 are Revised Estimates and Budget Estimates, respectively.

EXTERNAL SECTOR PERFORMANCE

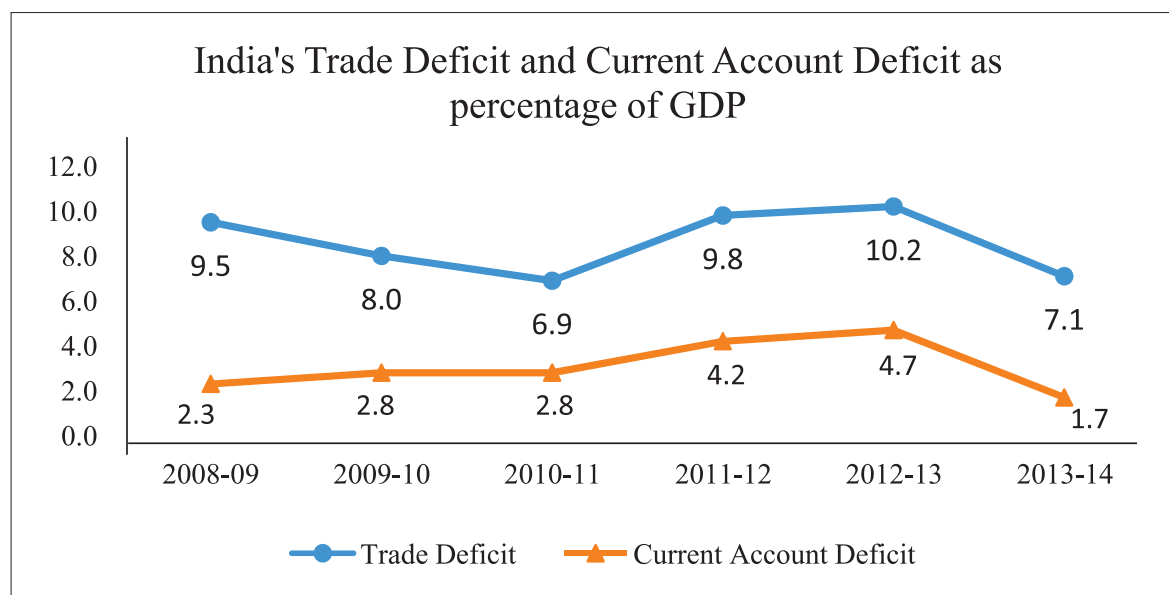
2.26 Exports increased at around an average of 20.3 percent per year in US \$ terms during the Eleventh Plan. The Twelfth Plan, taking into account the performance of exports during

Eleventh Plan and the prospects of gradual recovery of global economy, expected exports to reach from US \$ 305.96 billion in 2011-12 to US \$570 billion by 2016-17. However in the first year of the Twelfth Plan (2012-13), the value of exports stood at US \$ 300.4 billion recording a decline in growth of 1.8 percent over the previous year. However the situation improved during 2013-14 with the value of exports recording at US\$ 314.4 billion and growing at an annual rate of 4.7 per cent.

2.27 Imports increased at an average rate of 22.3 percent over the Eleventh Plan period. The value of imports in the beginning of the 12th Plan (2012-13) was recorded at US \$ 490.7 billion, showing a growth of 0.3 per cent. However, it declined by 8.3 per cent during 2013-14 to US\$ 450.2 billion, largely reflecting fall in non-oil imports by 12.6 per cent. Imports of gold, which stood at US\$ 53.8 billion in 2012-13, were reduced by 46.3 per cent in 2013-14 to US\$ 28.9 billion. Of the decline in total imports of US\$ 40.5 billion in 2013-14, decline in gold imports accounted for over 60 per cent (US\$ 24.9 billion).

2.28 Trade deficit in India has been increasing over the last few years. In terms of GDP at current market prices, it was recorded at US \$ 109.6 billion in 2009-10, which increased further to US \$ 118.6 billion in 2010-11 and to US \$ 183.4 billion in 2011-12. The first year (2012-13) of the 12th Plan witnessed a trade deficit of US \$ 190.3 billion. While the exports during 2013-14 improved, imports declined, leading to the narrow down of trade deficit to US\$ 135.7 billion, compared to US\$ 190.3 billion during 2012-13. Trade deficit as a percentage of GDP declined from 10.2 per cent in 2012-13 to 7.1 per cent in 2013-14. (Figure 2.2).

Figure- 2.2
India's Trade Deficit and Current Account Deficit



Source: Database on Indian Economy, RBI

2.29 India's current account deficit (CAD) widened in absolute terms as well as a proportion of GDP from 2010-11 to 2012-13 reflecting widening trade deficit on account of subdued external demand, relatively inelastic imports of petroleum, oil and lubricant (POL) and higher imports of gold & silver. The CAD in 2011-12 was 4.2 per cent of GDP as compared with 2.8 per cent of GDP in 2010-11. It increased to 4.7 per cent in 2012-13, the first year of the 12th Plan. However, the CAD narrowed down to 1.7 per cent in 2013-14, primarily on account of the decline in trade deficit (Figure: 2.2)

2.30 The Government had taken a number of measures to contain CAD which is having its desired impact. These measures include compression in import of gold and silver and non-essential items; introduction of Inflation Indexed Bonds to wean investors from gold to other savings instruments and help in moderating gold demand; various export promotion schemes;

widening of Interest Subvention Scheme and raising the rate of subvention from 2 per cent to 3 per cent, broadening the scope of Focus Market Scheme, Focus Product Scheme and Incremental Export Incentivisation Scheme etc.

2.31 The net inflows of Foreign Direct Investment (FDI) to India declined from US \$ 22.0 billion in 2011-12 to US \$ 19.8 billion in 2012-13. However, FDI net inflow improved to US \$ 21.5 billion in 2013-14. The net inflow of Portfolio Investments (PFI) rose from US \$ 17.2 billion in 2011-12 to US \$ 26.9 billion in 2012-13 but declined to US\$ 4.8 billion in 2013-14.

2.32 India's external debt has been increasing over the years from US \$ 317.8 billion by end March 2011 to US \$ 360.7 billion in end March, 2012, to US \$ 409.4 billion by end March 2013 and to US \$ 440.6 billion by end March 2014. The rise in external debt is largely attributed to the increase in External Commercial Borrowings (ECBs), NRI and Foreign currency (bank and

other) deposits, multilateral debt and short-term debt. With increasing recourse to debt creating flows for financing the CAD, India's external debt is likely to rise further but will remain manageable. Out of the total external debt as at end March, 2014, the long-term debt at US\$ 351.3 billion and short-term debt at US\$ 89.2 billion accounted for 79.7 per cent and 20.2 per cent, respectively. The total debt to GDP ratio also increased from 18.2 percent in 2010-11 to 22.0 per cent in end March 2013 and further to 23.3 per cent in end March 2014. At end-September 2014, India's external debt stock stood at US\$ 455.9 billion, recording an increase of US\$ 13.7 billion (3.1 per cent) over the level at end-March 2014. The rise in external debt during the period was due to long-term external debt particularly commercial borrowings and NRI deposits.

2.33 The value of Foreign Exchange Reserves (including foreign currency assets, gold, reserve trench and SDRs) stood at US \$ 294.4 billion by the end of March 2012 declined marginally to US \$ 292 billion by end of March 2013. However, the foreign exchange reserves have increased to US \$ 304.22 billion at the end of March 2014. It has

further increased to US \$ 327.88 billion at the end of January 2015 (RBI Bulletin, February 2015).

PRICE STABILITY

2.34 The developments on the inflation front indicate that inflationary pressures have declined over the years. The Wholesale Price Index (WPI 2004-05 series) based inflation which was at the peak level of 9.6 per cent in 2010-11 moderated slightly to 8.9 per cent in 2011-12 and further to 7.4 per cent in 2012-13 and is now recorded at 6.0 per cent in 2013-14 (Table-2.11). Monthly reviews from the Office of the Economic Adviser, Ministry of Commerce and Industry reveals that inflation has been in a comfort zone since June 2014. As per the WPI review for the month of January, 2015, the annual rate of inflation, based on monthly WPI, stood at -0.39 per cent (provisionally) for the month of January, 2015 (over January, 2014) as compared to 0.1 per cent (provisional) for the previous month and 5.1 percent during the corresponding month of the previous year. This is the lowest level of inflation since June 2009 and the decline is mainly on account of a sharp fall in fuel prices.

Table- 2.11

Wholesale Price Index Annual Average (2004-05 series) (% change)

	2009-10	2010-11	2011-12	2012-13	2013-14
All Commodities	3.8	9.6	8.9	7.4	6.0
Primary Articles	12.7	17.7	9.8	9.8	9.8
of which :					
Food Articles	15.3	15.6	7.3	9.9	12.8
Non-food Articles	5.5	22.3	9.6	10.5	5.6
Fuel and Power	-2.1	12.3	14	10.3	10.2
Manufactured Products	2.2	5.7	7.3	5.4	2.9
of which :					
Food Products	13.5	3.7	7.1	8.1	3.2
Non-Food Products	0.2	6.1	7.3	4.9	2.8

Source: Office of the Economic Adviser.

2.35 Since 2008-09 the Consumer Price Index (CPI) Inflation for rural+ urban remained at or close to double digits. However, on an average basis, New CPI inflation (combined) during 2014-15 so far (April-December, Base 2010=100) was 6.8 per cent which is significantly lower than 9.5 per cent and 10.2 per cent witnessed during the last two years (Table 2.12). The moderation was largely driven by change in food prices,

favourable base effect and benign global crude oil prices. As per the press release on New CPI on Base 2012=100 by the Ministry of Statistics and Programme Implementation dated 12th February 2015, inflation rate on point to point basis is estimated at 5.1 per cent and the overall food inflation (Consumer Food Price Indices (CFPI)) is estimated at 6.1 percent in January, 2015 (provisional).

Table-2.12
Consumer Price Index (CPI) (Average % Change)

	2009-10	2010-11	2011-12	2012-13	2013-14
Consumer Price Index (CPI) (Average % Change)					
a) CPI- Industrial Workers	12.4	10.4	8.4	10.4	9.7
of which : CPI- Industrial Workers Food	15.2	9.9	6.3	11.9	12.3
b) CPI- Agricultural Labourers	13.9	10	8.2	10	11.6
New Consumer Price Index (CPI) (Average % Change)					
Rural				10.1	9.6
Urban				10.4	9.4
Combined				10.2	9.5

Source: RBI Annual Report, Labour Bureau, MOSPI.

2.36 The Government is committed towards ensuring price stability as it is an essential prerequisite for macroeconomic stability and inclusive growth, and is closely monitoring the situation and taking measures on an ongoing basis to control inflation. Government has initiated several measures on the prices front to improve availability of essential commodities such as facilitating import of various items of mass consumption at zero or concessional import duties together with restriction on export, prescribing stock holding limits under Essential Commodities Act in respect of onion and potato, pulses, edible oil, and edible oilseeds, fixing of Minimum Export Price (MEP) for potatoes and

onions, advising States to allow free movement of fruits and vegetables by delisting them from the APMC Act etc.

POVERTY ESTIMATES

2.37 The erstwhile Planning Commission has been the nodal agency for estimating the number and percentage of people living below the poverty line at the National Level and at State levels for rural and urban areas separately. The Planning Commission estimated poverty from the large sample surveys on House-hold Consumer Expenditure carried out by the National Sample Survey Office (NSSO) after an interval of five years approximately. The methodology for estimation

of poverty has been reviewed from time to time.

2.38 An Expert Group under the Chairmanship of Prof. Suresh D. Tendulkar was constituted in December, 2005 which submitted its report in December, 2009. As per Tendulkar Committee Report, the National Poverty Line at 2004-05 prices was monthly per capita consumption expenditure of Rs.446.68 in the rural areas and Rs.578.80 in urban areas. These poverty lines varied from state to state because of price differentials.

2.39 The erstwhile Planning Commission had updated the poverty lines and poverty ratios for the year 2011-12 as per the recommendations of the Tendulkar Committee using NSS 68th round (2011-12) data of Household Consumer Expenditure Survey and released poverty estimates for 2011-12 on 22nd July, 2013.

2.40 Based on the latest estimates of poverty released by the erstwhile Planning Commission, poverty in the country has declined by 2.2 percentage points per year between 2004-05 and 2011-12. The incidence of poverty, or in other words, the percentage of people living below poverty line in the country declined from 45.3 per cent in 1993-94 to 37.2 percent in 2004-05 and further to 21.9 per cent in 2011-12. During the 11-year period 1993-94 to 2004-05, the average rate of decline in the poverty ratio was 0.74 percentage points per year which further accelerated up to 2.18 percentage points per year during the 7-year period 2004-05 to 2011-12. This implies that the rate of decline in the poverty ratio during 2004-05 to 2011-12 was almost about three times of that experienced during 1993-94 to 2004-05. The estimates of poverty based on Tendulkar Methodology along with the rate of

Table- 2.13

Percentage and Number of Poor Estimated by Tendulkar Method

	Poverty Ratio (%)			Number of Poor (million)		
	Rural	Urban	Total	Rural	Urban	Total
1993-94	50.1	31.8	45.3	328.6	74.5	403.7
2004-05	41.8	25.7	37.2	326.3	80.8	407.1
2011-12	25.7	13.7	21.9	216.5	52.8	269.3
Annual Average Decline : 1993-94 to 2004-05 (%age points p.a)	0.75	0.55	0.74			
Annual Average Decline : 2004-05 to 2011-12 (%age points p.a)	2.32	1.69	2.18			

Source: Planning Commission.

decline during the periods 1993-94 to 2004-05 and 2004-05 to 2011-12 is given in Table- 2.13.

2.41 Tables indicating the number and percentage of population below poverty line by States for the year 2004-05 and 2011-12 based on Tendulkar Methodology are also enclosed at Annexure -B and C.

2.42 The erstwhile Planning Commission, in June 2012, constituted an Expert Group under the Chairmanship of Dr. C. Rangarajan to Review the Methodology for Measurement of Poverty. The Expert Group submitted its report on 30th June, 2014.

Annexure- A

State-wise growth Target for Twelfth Five Year Plan and State-wise and sector wise growth rates in 2012-13, 2013-14

States	Agriculture		Industry		Services		GSDP		Targeted Average Annual Growth of GSDP during 12th Plan
	2012-13	2013-14	2012-13	2013-14	2012-13	2013-14	2012-13	2013-14	
Andhra Pradesh (Undivided)	7.2	6.2	-0.5	2.4	6.9	7.2	5.1	5.8	8.3
Arunachal Pradesh	-1.7	3.9	15.3	9.6	1.3	9.1	4.6	7.8	8.5
Assam	4.3	4.6	3.3	4.3	7.8	7.0	6.1	5.9	7.0
Bihar	8.7	-10.1	1.0	11.5	15.0	17.3	10.7	9.9	10.0
Jharkhand	6.1	8.3	3.6	6.0	11.5	11.6	7.4	8.9	8.5
Goa	-4.5	--	-4.9	--	10.3	--	4.1	--	8.5
Gujarat	-7.0	--	7.1	--	12.7	--	8.0	--	9.2
Haryana	-1.3	3.2	4.4	3.6	8.2	8.9	5.6	6.5	9.0
Himachal Pradesh	9.5	13.4	3.4	2.4	7.4	6.8	6.1	6.2	8.0
Jammu & Kashmir	-3.5	5.0	4.8	1.2	7.6	7.0	4.5	5.2	6.5
Karnataka	-3.0	1.3	0.4	2.1	10.5	8.0	5.5	5.4	7.5
Kerala	4.4	--	18.4	--	5.5	--	8.2	--	8.0
Madhya Pradesh	18.6	23.3	5.5	2.1	8.1	9.5	9.9	11.1	8.8
Chhattisgarh	9.3	2.3	3.0	6.4	6.3	8.1	5.4	6.3	8.0
Maharashtra	-1.0	4.0	2.7	8.8	8.8	9.3	6.2	8.7	8.6
Manipur	2.6	--	2.0	--	5.5	--	4.0	--	6.5
Meghalaya	2.4	5.1	-1.7	11.9	4.6	14.9	2.2	12.4	8.0
Mizoram	0.0	--	2.1	--	11.1	--	7.2	--	9.0
Nagaland	3.9	4.0	8.5	7.7	7.1	7.3	6.5	6.5	7.0
Odisha	11.0	-3.3	9.5	5.7	6.1	8.6	8.1	5.6	8.0
Punjab	0.2	0.4	2.7	2.5	8.0	9.0	4.6	5.2	6.5
Rajasthan	0.1	0.2	4.6	3.6	6.5	7.1	4.5	4.6	7.2
Sikkim	2.2	3.4	8.7	9.4	7.4	6.4	7.6	7.9	8.5
Tamil Nadu	-11.1	7.3	2.1	3.1	6.0	9.3	3.4	7.3	7.7
Tripura	5.1	--	2.7	--	12.8	--	8.7	--	8.2
Uttar Pradesh	4.7	2.6	2.0	0.4	8.1	8.1	5.9	5.1	7.2
Uttarakhand	3.5	4.1	5.2	6.3	6.3	5.5	5.6	5.7	9.5
West Bengal	3.5	5.4	4.4	8.7	8.3	9.4	6.7	8.6	7.0

Source: GSDP Growth targets for 12th Plan from Planning Commission and data for years 2012-13, 2013-14 from Central Statistics Office (CSO)

Number and Percentage of Population below poverty line by states - 2004-05 (Tendulkar Methodology)

S. No.	States	Rural		Urban		Total	
		%age of Persons	No. of Persons (lakhs)	%age of Persons	No. of Persons (lakhs)	%age of Persons	No. of Persons (lakhs)
1	Andhra Pradesh	32.3	180.0	23.4	55.0	29.6	235.1
2	Arunachal Pradesh	33.6	3.2	23.5	0.6	31.4	3.8
3	Assam	36.4	89.4	21.8	8.3	34.4	97.7
4	Bihar	55.7	451.0	43.7	42.8	54.4	493.8
5	Chhattisgarh	55.1	97.8	28.4	13.7	49.4	111.5
6	Delhi	15.6	1.1	12.9	18.3	13.0	19.3
7	Goa	28.1	1.8	22.2	1.7	24.9	3.4
8	Gujarat	39.1	128.5	20.1	42.9	31.6	171.4
9	Haryana	24.8	38.8	22.4	15.9	24.1	54.6
10	Himachal Pradesh	25.0	14.3	4.6	0.3	22.9	14.6
11	Jammu & Kashmir	14.1	11.6	10.4	2.9	13.1	14.5
12	Jharkhand	51.6	116.2	23.8	16.0	45.3	132.1
13	Karnataka	37.5	134.7	25.9	51.8	33.3	186.5
14	Kerala	20.2	42.2	18.4	19.8	19.6	62.0
15	Madhya Pradesh	53.6	254.4	35.1	61.3	48.6	315.7
16	Maharashtra	47.9	277.8	25.6	114.6	38.2	392.4
17	Manipur	39.3	6.7	34.5	2.3	37.9	9.0
18	Meghalaya	14.0	2.9	24.7	1.2	16.1	4.1
19	Mizoram	23.0	1.1	7.9	0.4	15.4	1.5
20	Nagaland	10.0	1.5	4.3	0.2	8.8	1.7
21	Orissa	60.8	198.8	37.6	22.8	57.2	221.6
22	Puducherry	22.9	0.8	9.9	0.7	14.2	1.5
23	Punjab	22.1	36.7	18.7	16.9	20.9	53.6
24	Rajasthan	35.8	166.4	29.7	43.5	34.4	209.8
25	Sikkim	31.8	1.5	25.9	0.2	30.9	1.7
26	Tamil Nadu	37.5	134.4	19.7	59.7	29.4	194.1
27	Tripura	44.5	11.9	22.5	1.5	40.0	13.4
28	Uttar Pradesh	42.7	600.5	34.1	130.1	40.9	730.7
29	Uttarakhand	35.1	23.1	26.2	6.6	32.7	29.7
30	West Bengal	38.2	227.5	24.4	60.8	34.2	288.3
31	Andaman & Nicobar Islands	4.1	0.1	0.8	0.0	3.0	0.1
32	Chandigarh	34.7	0.2	10.1	0.9	11.6	1.1
33	Dadra & Nagar Haveli	63.6	1.1	17.8	0.1	49.3	1.3
34	Daman & Diu	2.6	0.0	14.4	0.1	8.8	0.2
35	Lakshadweep	0.4	0.0	10.5	0.0	6.4	0.0
All India		42.0	3258.1	25.5	814.1	37.2	4072.2

Source: Planning Commission

Notes: 1. Population as on 1st March, 2012 has been used for estimating number of persons below poverty line. (2011 Census population extrapolated) 2. Poverty line of Tamil Nadu was used for Andaman and Nicobar Islands. 3. Urban Poverty Line of Punjab was used for both rural and urban areas of Chandigarh. 4. Poverty Line of Maharashtra was used for Dadra & Nagar Haveli. 5. Poverty line of Goa was used for Daman & Diu and 6. Poverty Line of Kerala was used for Lakshadweep.

Number and Percentage of Population below poverty line by states - 2011-12
(Tendulkar Methodology)

S. No.	States	Rural		Urban		Combined	
		%age of Persons	No. of Persons (in lakhs)	%age of Persons	No. of Persons (in lakhs)	%age of Persons	No. of Persons (in lakhs)
1	Andhra	10.96	61.80	5.81	16.98	9.20	78.78
2	Arunachal	38.93	4.25	20.33	0.66	34.67	4.91
3	Assam	33.89	92.06	20.49	9.21	31.98	101.27
4	Bihar	34.06	320.40	31.23	37.75	33.74	358.15
5	Chhattisgarh	44.61	88.90	24.75	15.22	39.93	104.11
6	Delhi	12.92	0.50	9.84	16.46	9.91	16.96
7	Goa	6.81	0.37	4.09	0.38	5.09	0.75
8	Gujarat	21.54	75.35	10.14	26.88	16.63	102.23
9	Haryana	11.64	19.42	10.28	9.41	11.16	28.83
10	Himachal	8.48	5.29	4.33	0.30	8.06	5.59
11	Jammu	11.54	10.73	7.20	2.53	10.35	13.27
12	Jharkhand	40.84	104.09	24.83	20.24	36.96	124.33
13	Karnataka	24.53	92.80	15.25	36.96	20.91	129.76
14	Kerala	9.14	15.48	4.97	8.46	7.05	23.95
15	Madhya	35.74	190.95	21.00	43.10	31.65	234.06
16	Maharashtra	24.22	150.56	9.12	47.36	17.35	197.92
17	Manipur	38.80	7.45	32.59	2.78	36.89	10.22
18	Meghalaya	12.53	3.04	9.26	0.57	11.87	3.61
19	Mizoram	35.43	1.91	6.36	0.37	20.40	2.27
20	Nagaland	19.93	2.76	16.48	1.00	18.88	3.76
21	Odisha	35.69	126.14	17.29	12.39	32.59	138.53
22	Punjab	7.66	13.35	9.24	9.82	8.26	23.18
23	Rajasthan	16.05	84.19	10.69	18.73	14.71	102.92
24	Sikkim	9.85	0.45	3.66	0.06	8.19	0.51
25	Tamil	15.83	59.23	6.54	23.40	11.28	82.63
26	Tripura	16.53	4.49	7.42	0.75	14.05	5.24
27	Uttarakhand	11.62	8.25	10.48	3.35	11.26	11.60
28	Uttar	30.40	479.35	26.06	118.84	29.43	598.19
29	West	22.52	141.14	14.66	43.83	19.98	184.98
30	Puducherry	17.06	0.69	6.30	0.55	9.69	1.24

S. No.	States	Rural		Urban		Combined	
		%age of Persons	No. of Persons (in lakhs)	%age of Persons	No. of Persons (in lakhs)	%age of Persons	No. of Persons (in lakhs)
31	Andaman	1.57	0.04	0.00	0.00	1.00	0.04
32	Chandigarh	1.64	0.00	22.31	2.34	21.81	2.35
33	Dadra	62.59	1.15	15.38	0.28	39.31	1.43
34	Daman	0.00	0.00	12.62	0.26	9.86	0.26
35	Lakshadweep	0.00	0.00	3.44	0.02	2.77	0.02
All India		25.70	2166.58	13.70	531.25	21.92	2697.83

Source: Planning Commission

- Notes:
1. Population as on 1st March 2012 has been used for estimating number of persons below poverty line. (2011 Census population extrapolated)
 2. Poverty line of Tamil Nadu was used for Andaman and Nicobar Island.
 3. Urban Poverty Line of Punjab was used for both rural and urban areas of Chandigarh.
 4. Poverty Line of Maharashtra was used for Dadra & Nagar Haveli.
 5. Poverty line of Goa was used for Daman & Diu.
 6. Poverty Line of Kerala was used for Lakshadweep.

CHAPTER - 3

THE PLAN

3.1 The allocations for the Annual Plan were made, keeping in view the objectives and strategies outlined in the Twelfth Five Year Plan (as approved by the National Development Council on December 27, 2012). The Plan proposes a three pronged strategy of faster, sustainable and more inclusive growth. While determining the Plan allocations, Planning Commission assessed the needs and requirements of the Ministries/ Departments in terms of their ongoing major programmes including Flagship and Centrally Sponsored Schemes.

BACKGROUND TO THE ANNUAL PLAN 2014-15 (REGULAR BUDGET):

3.2 The Annual Plan 2014-15, being the third year of the Twelfth Five Year Plan (2012-17) is different from the other Annual Plans as Elections of Lok Sabha were held in the month of April, 2014. During Interim budget (January, 2014), Planning Commission advised Central Ministries/ Departments to prepare the Annual Plan proposals for 2014-15 keeping in view the following principles.

- (i) After restructuring of centrally sponsored schemes, there are 66 CSS, which are in the nature of Umbrella Schemes (with or without different components). It was informed not to propose any new CSS.
- (ii) All Plan Schemes under which Central Assistance is provided to the States are to be classified and budgeted as the Central Assistance to State Plan in the 2014-15 (BE).

- (iii) For all CSS, funds will be placed with the Administrative Ministries for transfer to the States through the Consolidated Fund of the States concerned in 2014-15 (BE).
- (iv) At least 10% of the outlay of CSS would be kept as Flexi funds.
- (v) Central Plans will now comprise only Central Sector Schemes. Under the Demands for Grants of Ministries, the inter-se distribution of funds between Central Plan (comprising only Central Sector Scheme) and Central Assistance to State Plan (now comprising earlier “ACA” such as AIBP, JNNURM, BADP etc. as well as CSS) would undergo a change. Some ACA Schemes, which were hitherto budgeted in the Demand for Grants of Department of Expenditure, may now be proposed by the Ministries for inclusion in their Demand for Grants.

Ministries/ Departments were requested to ensure that proposals for the Annual Plan 2014-15 were made keeping in view the approvals by SFC/EFC/Cabinet.

In addition to the above, Ministries/Departments were advised to adhere to the following principles, while preparing the Annual Plan 2014-15 proposals.

- (vi) To earmark at least 10 percent of the budget for the North-East (except those specifically exempted). Special emphasis need to be given to gender budgeting and

Schedule Caste Sub-Plan (SCSP) and Tribal Sub-Plan (TSP). Besides adhering to the Planning Commission's revised guidelines on earmarking of funds under SCSP and TSP, the Central Ministries/Departments are to submit Scheme/Programme-wise earmarking of allocation under SCSP and TSP separately each year

- (vii) To improve the quality of implementation of development programmes, emphasis has been laid on converting financial Outlays into outcomes. The Planning Commission recommended that the target of the intermediate output / outcome of the Plan programs and schemes implemented by the Ministry / Department need to be worked out and the achievement of the targets with respect to quantifiable deliverables be assessed in the lines of the Outcome Budget documents.
- (viii) To include the proposed Externally Aided Projects (EAPs) in their respective Annual Plan proposals in order to enhance the effectiveness of the planning process and the allocation of budgetary resources across the activity lines.

The Finance Ministry informed the Planning Commission about the available resources for 2014-15, Regular Budget and based on the proposals received from Ministries/Departments for Annual Plan 2014-15, Planning Commission adjusted the proposed outlays for Ministries and Departments to arrive at approved estimates for and informed each of the Ministries/Departments about their outlays for Annual Plan 2014-15(Regular Budget).

BUDGETARY ALLOCATION: AN OVERVIEW

3.3. The Budget 2014-15 pegged the total expenditure of the Central Government at Rs.1794891.96 crore or 13.9 per cent of the GDP. Of this, the Plan expenditure for 2014-15 was at Rs.575000.00 crore. The Plan Expenditure included both revenue and capital expenditure of the government on the Central Plan, Central Assistance to State and Union Territory plans. The Plan Expenditure constituted around 32 per cent of the total expenditure or 4.5 per cent of GDP. Central Assistance for States and UTs was at Rs.338408.49 crore in 2014-15, which constituted 59 per cent of the Plan Expenditure and or about 2.6 per cent of the GDP (Table 3.1).

Table-3.1
Summary of Expenditure

		(Rs. in crore)			
		Actuals 2012-13	Budget 2013-14	Revised 2013-14	Budget 2014-15
1	Total Expenditure (2+3)	1410371.60	1665297.32	1590434.13	1794891.96
2	Non Plan Expenditure	996746.87	1109975.32	1114902.32	1219891.96
3	Plan Expenditure (4+5)	413624.73	555322.00	475531.81	575000.00
4	Central Assistance for State & UT Plans	108885.68	136254.00	119038.93	338408.49
5	Budget Support for Central Plan (3-4)	304739.05	419068.00	356492.88	236591.51
6	Resources of Public Enterprises	193736.99	261055.39	257641.13	247940.94
7	Central Plan (5+6)	498476.04	680123.39	614134.01	484532.45

As per cent of GDP*					
		Actuals 2012-13	Budget 2013-14	Revised 2013-14	Budget 2014-15
1	Total Expenditure (2+3)	14.1	14.7	14.0	13.9
2	Non Plan Expenditure	9.9	9.8	9.8	9.5
3	Plan Expenditure	4.1	4.9	4.2	4.5
4	Central Assistance for State & UT Plans	1.1	1.2	1.0	2.6
5	Budget Support for Central Plan (3-4)	3.0	3.7	3.1	1.8
6	Resources of Public Enterprises	1.9	2.3	2.3	1.9
7	Central Plan (5+6)	5.0	6.0	5.4	3.8

*GDP at current prices, i.e., Rs.1,00,28,118 crore (2012-13), Rs.1,1,355,073 crore (2013-14) and Rs. 12876653 crore (2014-15) respectively.

Source: Expenditure Budget 2014-15, Volume-I.

CENTRAL PLAN OUTLAY

3.4 Budget Support for Central Plan along with the Internal and Extra Budgetary Resources (IEBR) of Public Enterprises constitutes the Central Plan outlay. The Gross Budgetary Support constituted about 49 per cent of the Central Plan outlay. During 2014-15, the total Plan Outlay was kept at Rs.4, 84,532.45 crore inclusive of a GBS of Rs., 36,591.51 crore and an IEBR component of Rs.2, 47,940.94 crore.

CENTRAL PLAN OUTLAY BY HEADS OF DEVELOPMENT

3.5. The Central Plan Outlay for the 2014-15 is

Rs. 4, 84,532.45, which reflects that there was 28.76 percent reduction in the Central Plan Outlay, when compared with the Central Plan Outlay for 2013-14. This is due to the fact that Centrally Sponsored Schemes, which were hitherto a part of Central Plan, have been restructured & reclassified as Central Assistance to State & UT Plans from 2014-15 BE. Thus, the size of Central Plan has been reduced considerably. Central Plan Outlay by Ministry/Department wise is given in Annexure-I. Table-3.2 presents the central plan outlay by heads of development. A brief analysis by each heads of development is given in the subsequent sections.

Table-3.2

Central Plan Outlay by Heads of Development

(Rs. in crore)

Sl. No.	Heads of Development	2013-14		2014-15 (Regular Budget)	
		BE	% to Total Outlay	BE	% to Total Outlay
1	Agriculture and Allied Activities	18781.28	2.8	11530.90	2.38
2	Rural Development	42772.55	6.3	3060.80	0.63
3	Irrigation and Flood Control	1200.00	0.2	1796.78	0.37

4	Energy	158286.92	23.3	166274.90	34.32
5	Industry and Minerals	48009.82	7.1	40209.31	8.30
6	Transport	133488.05	19.6	116202.23	23.98
7	Communications	12379.92	1.8	13008.65	2.68
8	Science, Technology & Environment	17586.79	2.6	18792.00	3.88
9	General Economic Services	31602.43	4.6	26318.48	5.43
10	Social Services	206708.92	30.4	79432.81	16.39
11	General Services	9306.71	1.4	7905.59	1.6
	TOTAL	680123.39	100.00	484532.45	100.00

Source: Expenditure Budget 2014-15, Volume-I.

AGRICULTURE AND ALLIED ACTIVITIES

3.5.1. The Twelfth Five Year Plan (2012–17) envisaged 4 per cent per annum growth in GDP from Agriculture and Allied Sectors. This target is an important element of ‘inclusiveness’. About half of our population is either wholly or significantly dependent for their livelihoods on some form of Agriculture and Allied Activities like crop agriculture, horticulture, animal husbandry or fisheries. Thus, the objective of inclusive growth can only be realized with the revitalization of this sector and by transforming the present agricultural scenario. Accordingly, during 2014-15 Agriculture and Allied Activities was allocated an Outlay of Rs. 11,530.90 crore which was 2.38 per cent of the total Central Plan Outlay (Table-3.2).

Table- 3.3

Central Plan Outlay for Agriculture & Allied Activities

(Rs. incrore)

Sectors		2013-14	2014-15
Agriculture and Allied Activities		18781.28	11530.90
1.	Crop Husbandry	9875.54	4431.90
2.	Soil and Water Conservation	19.00	18.00
3.	Animal Husbandry	975.00	172.17
4.	Dairy Development	524.70	411.47
5.	Fisheries	317.30	422.56
6.	Forestry and Wild Life	1041.32	378.98
7.	Plantations	458.01	369.51
8.	Food, Storage and Warehousing	800.82	727.41
9.	Agricultural Research and Education	3113.00	3354.00
10.	Co-operation	121.50	124.90
11.	Other Agricultural Programmes	1535.09	1120.00

Source: Expenditure Budget 2014-15, Volume-I.

RURAL DEVELOPMENT

3.5.2 Rural Development is primarily a State subject. The outlay for Rural Development sector was Rs. 3060.80 crore, which was 0.63% of the total outlay. The reduction in the outlay of Rural Development Sector in 2014-15 (RB) when compared with Annual Plan 2013-14 was due to the fact that Centrally Sponsored Schemes, which were hitherto a part of Central Plan, had been restructured & reclassified as Central Assistance to State & UT Plans from 2014-15 BE (Table-3. 4).

Table-3.4

Central Plan Outlay for Rural Development Sector

(Rs. in crore)

	2013-14	2014-15
Rural Development	42772.55	3060.80
1. Special Programmes for Rural Development	8507.80	1408.60
2. Rural Employment	33000.00	636.00
3. Land Reforms	339.75	25.90
4. Other Rural Development Programmes	925.00	990.30

Source: Expenditure Budget 2014-15, Volume-I.

IRRIGATION AND FLOOD CONTROL

3.5.3 There was an increase of 49.73 percent in the outlay of Irrigation and Flood Control sector for Annual Plan 2014-15 (Regular Budget), as compared to Annual Plan 2013-14. Allocations to subsectors like Major and Medium Irrigation, Minor Irrigation, and Flood Control & Drainage had increased in their 2014-15 when compared with Annual Plan 2013-14 (Table-3. 5).

Table-3.5

Central Plan Outlay for Irrigation and Flood Control Sector

(Rs. in crore)

	2013-14	2014-15
Irrigation and Flood Control	1200.00	1796.78
1. Major and Medium Irrigation	639.55	1123.68
2. Minor Irrigation	272.00	380.60
3. Flood Control and Drainage	288.45	292.50
4. Other Rural Development Programmes	925.00	990.30

Source: Expenditure Budget 2014-15, Volume-I.

ENERGY

3.5.4 The outlay for Energy sector witnessed 5.05 percent increase i.e from Rs.158286.92 core in 2013-14 to Rs.166274.90 crore in 2014-15. There was also increase in allocation of its subsectors viz., Power, Petroleum, Coal and Lignite, and New & Renewable Energy when compared to the Annual Plan 2013-14 (Table-3.6).

Table-3.6

Central Plan Outlay for Energy Sector

(Rs. in crore)

	2013-14	2014-15
Energy	158286.92	166274.90
1. Power	68883.22	70297.22
2. Petroleum	74498.80	77599.83
3. Coal and Lignite	9492.00	9830.85
4. New and Renewable Energy	5412.90	8547.00

Source: Expenditure Budget 2014-15, Volume-I.

INDUSTRY AND MINERALS

3.5.5 Thirteen sectors were grouped together to constitute the Industry & Minerals sector. The total Plan Outlay for these sectors during the year 2014-15 was Rs.40209.31crore as against Rs. 48009.82 crore during 2012-13, witnessing a decrease of roughly 16.25 per cent. This is due to the fact that Centrally Sponsored Schemes, which were hitherto a part of Central Plan, have been restructured & reclassified as Central Assistance to State & UT Plans from 2014-15 BE.

The decline in Industry & Minerals Sector was mainly due to decline in the outlay allocated for Village and Small Industries, Telecommunication and Electronic Industries, Consumer Industries and other subsectors like Fertilizer Industries, Iron and Steel Industries, Cement and non-Metallic Mineral Industries, Petro-Chemical Industries, Engineering Industries, Atomic Energy Industries, Iron and Steel Industries and Other Industries had witnessed decline in their Annual Plan 2014-15(Regular Budget) outlays when compared with the Annual Plan 2013-14 (Table-3.7).

Table- 3.7

Central Plan Outlay for Industry and Minerals

(Rs. incrore)

		2013-14	2014-15
Industry and Minerals		48009.82	40209.31
1.	Village and Small Industries	3996.20	4255.93
2.	Iron and Steel Industries	19739.07	15400.92
3.	Non-ferrous Mining and Metallurgical Industries	2896.22	2337.72
4.	Cement and non-Metallic Mineral Industries	113.30	74.50
5.	Fertilizer Industries	3014.72	611.65
6.	Petro-Chemical Industries	5536.83	3158.81
7.	Chemical and Pharmaceutical Industries	187.04	177.10
8.	Engineering Industries	2262.24	1779.13
9.	Telecommunication and Electronic Industries	2913.71	3478.78
10.	Consumer Industries	3284.78	3819.29
11.	Atomic Energy Industries	1792.30	1736.70
12.	Other Industries	973.40	550.75
13.	Other Outlays on Industries and Minerals	1300.01	2828.03

Source: Expenditure Budget 2014-15, Volume-I.

TRANSPORT

3.5.6 Improvement in the quality of transport infrastructure is an essential pre-requisite for high economic growth. High transaction costs arising from an inadequate and inefficient transport sector can prevent the economy from realizing its full growth potential regardless of progress on other fronts. The Outlay for Transport sector

was declined by 13 percent i.e from Rs. 133488.05 crore in 2013-14 to Rs.116202.23 crore in 2014-15. Railways, Civil Aviation and Inland Water Transport sector experienced increases in their outlays when compared to the last year. The Railways and Roads & Bridges sector together accounts for almost 88 per cent of the plan outlay for the transport sector. (Table-3.8).

Table-3.8
Central Plan Outlay for Transport

		(Rs. incrore)	
		2013-14	2014-15
Transport		133488.05	116202.23
1.	Railways	62261.00	63949.00
2.	Ports and Lighthouses	4749.30	2863.62
3.	Shipping	2034.00	1369.10
4.	Civil Aviation	8865.40	9474.00
5.	Roads and Bridges	55303.55	38214.41
6.	Inland Water Transport	119.80	182.10
7.	Other Transport Services	155.00	150.00

Source: Expenditure Budget 2014-15, Volume-I.

COMMUNICATIONS

3.5.7 Central Plan Outlay for Communication sector has been increased by 5.08 per cent from Annual Plan 2013-14 to Annual Plan 2014-15 (Regular Budget) due to the increase in Other Communication Services by 20.22 percent. Outlay for Telecommunication services for 2014-15 was declined by 6.9 percent when compared to the Annual Plan 2013-14. (Table 3.9)

Table-3.9
Central Plan Outlay for Communication Sector
(Rs. in crore)

		2013-14	2014-15
Communications		12379.92	13008.65
1.	Postal Services	720.00	720.00
2.	Telecommunication Services	6379.83	5940.65
3.	Other Communication Services	5279.99	6348.00

Source: Expenditure Budget 2014-15, Volume-I.

SCIENCE, TECHNOLOGY & ENVIRONMENT

3.5.8 Research & Development in the scientific field acts as a multiplier for developmental activities and is crucial for making India a knowledge economy. Five sectors related to Science, Technology & Environment have been provided with Rs.18792.00 crore in the Annual Plan 2014-15 which is Rs.1205.21crore more than the AP 2013-14 allocations. Out of the five sectors Space Research, other Scientific Research, and Ecology & Environment sectors witnessed increases in their allocation between 2013-14 and 2014-15(Table-3.10).

Table-3.10

Central Plan Outlay for Science, Technology & Environment Sector

(Rs. in crore)

	2013-14	2014-15
Science & Technology and Environment	17586.79	18792.00
1. Atomic Energy Research	3738.86	3430.00
2. Space Research	5615.00	6000.00
3. Oceanographic Research	626.00	575.00
4. Other Scientific Research	6408.50	6904.20
5. Ecology and Environment	1198.43	1882.80

Source: Expenditure Budget 2014-15, Volume-I.

GENERAL ECONOMIC SERVICES

3.5.9 Central Plan Outlay for General Economic Services has decreased by 16.72 per cent, i.e from Rs.31602.43 crore in 2013-14 to Rs.26318.48 crore in 2014-15. The outlay for the sub sector Technical and Economic Cooperation

with other countries was increased by Rs.2100 crores i.e. from Rs.3000.00 crore in 2013-14 to Rs.5100.00 crore in 2014-15 (Table-3.11).

Table-3.11

Central Plan Outlay for General Economic Services

(Rs. in crore)

	2013-14	2014-15
General Economic Services	31602.43	26318.48
1. Secretariat –Economic Service	674.60	660.67
2. Tourism	1168.66	1408.00
3. Foreign Trade and Export Promotion	1515.99	881.99
4. Census, Surveys and Statistics	4310.06	3174.81
5. Meteorology	365.00	357.00
6. Civil Supplies	395.83	307.27
7. Other General Economic Services	20172.29	14428.74
8. Technical and Economic Cooperation with other countries.	3000.00	5100.00

Source: Expenditure Budget 2014-15, Volume-I.

SOCIAL SERVICES

3.5.10 Social sector comprising Health, Education, and Water & Sanitation continue to be the focus areas for the Plan. Government spending in these services is important for human capital formation and sustainable development of the country. The outlay for Social Services sector declined by 61.57 percent, from Rs.206708.92 crore in 2013-14 to Rs.79432.81 crore in 2014-15. This is due to the fact that Centrally Sponsored Schemes, which were hitherto a part of Central Plan, have been restructured & reclassified as

Central Assistance to State & UT Plans from 2014-15 BE. Sports and Youth Services, Art and Culture, Urban Development, Information and Publicity, Broadcasting and Secretariat Social

Services have experienced increases in their allocation of Annual Plan 2014-15 (Regular Budget), when compared with the Annual Plan 2013-14 (Table-3.12).

Table-3.12
Central Plan Outlay for Social Services

(Rs. in crore)

		2013-14	2014-15
Social Services		206708.92	79432.81
1.	General Education	52875.45	9762.48
2.	Technical Education	6518.15	6384.99
3.	Sports and Youth Services	983.60	1202.85
4.	Art and Culture	1286.84	1644.85
5.	Medical and Public Health	12675.33	6940.52
6.	Family Welfare	16768.79	666.02
7.	Water Supply and Sanitation	13859.00	231.00
8.	Housing	27480.27	15626.47
9.	Urban Development	10463.59	12480.58
10.	Information and Publicity	364.15	372.92
11.	Broadcasting	650.35	731.58
12.	Welfare of Scheduled Castes, Scheduled Tribes, other Backward Classes and Minorities	10228.70	5424.63
13.	Labour and Employment	2264.40	748.45
14.	Social Security and Welfare	19497.95	3420.54
15.	Nutrition	281.70	20.70
16.	Natural Calamities	367.00	220.00
17.	Other Social Services	138.00	125.00
18.	Secretariat Social Services	39.34	73.44
19.	North Eastern Areas	29966.31	13355.79

Source: Expenditure Budget 2014-15, Volume-I.

GENERAL SERVICES

3.5.11 The Outlay for General Services was kept at Rs.7905.59 crore in 2014-15, which includes Rs.150.30 crore for Administration of Justice, Rs.48.31 crore for General Secretarial Services, Rs.7,114.70 crore for Police, Rs.25.00 crore for Supplies and Disposal, Rs.399.26 crore for Public Works and Rs.168.02 crore for other Administrative Services.

MAJOR PROGRAMMES

3.5.12 In 2014-15, budget allocation to the major Flagship Programmes indicate that out of 17 major development programmes, eight programmes witnessed hike, nine programmes experienced reduction over their previous year's budget allocations(Table-3.13).

Table-3.13
Total Outlay and Releases of Flagship Schemes

(Rs. in crore)

S. No.	Name of Flagship Programmes	2012-13		% of releases to outlay	2013-14		% of releases to outlay	2014-15	
		Total Outlay	Releases		Total Outlay	Releases		Total Outlay	% of change in outlay
1.	Mahatma Gandhi National Rural Employment Guarantee Act	33000.00	30015.95	91%	33000.00	32763.68	99%	33353.00	1.1
2.	National Social Assistance Programme (NSAP)	8382.00	7824.85	93%	9541.00	9046.39	95%	10546.97	10.5
3.	National Health Mission (NHM)	20542.00	16321.02	79%	20999.00	17768.08	85%	21650.23	3.1
4.	Integrated Child Development Services (ICDS)	14250.00	15690.51	110%	15912.20	16232.86	102%	18227.40	14.5
5.	Nirmal Bharat Abhiyan (NBA)	3500.00	2438.47	70%	4260.00	2073.68	49%	4135.00	-2.9
6.	Mid Day Meal Programme (MDM)	11849.25	10834.60	91%	13215.00	10887.99	82%	13052.00	-1.2
7.	Sarva Shiksha Abhiyan (SSA)	25555.00	23811.17	93%	27258.00	24757.94	91%	28034.75	2.8
8.	Jawaharlal Nehru national Urban Renewal Mission (JNNURM)	12522.00	5288.00	42%	14000.00	7559.92	54%	10614.98	-24.2
9.	Indira Awas Yojana (IAY)	11075.00	7417.73	67%	15184.00	12975.26	85%	15976.00	5.2
10.	Pradhan Mantri Gram Sadak Yojana (PMGSY)	24000.00	8879.97	37%	21700.00	9804.98	45%	10150.59	-53.2
11.	Accelerated Irrigation Benefit Programme (AIBP)	14242.00	6503.58	46%	12962.00	4630.00	36%	8992.22	-30.2
12.	Integrated Watershed Management Programme	3050.00	2886.02	95%	5387.00	2181.31	40%	3464.00	-35.7
13.	National Rural drinking Water Programme	10500.00	10761.97	102%	11000.00	9262.29	84%	10890.50	-1.0
14.	Rajiv Gandhi Panchayat Sashastikaran Yojana	45.00	17.91	40%	406.80	629.58	155%	1006.00	147.3
15.	Rashtriya Krishi Vikas Yojana	9217.00	8399.28	91%	9954.00	7048.42	71%	9954.00	0.0
16.	National Rural Livelihoods Mission	3915.00	2152.08	55%	4000.00	1987.40	50%	2482.50	-37.9
17.	Backward Regions Grant Fund	12040.00	9058.19	75%	11500.00	6330.52	55%	10950.00	-4.8
	Total	217684.25	168301.30	77%	230279.00	175940.30	76%	213480.14	-7.30

Source: Expenditure Budget Volume and CPSMS Website.

CENTRAL ASSISTANCE FOR STATE AND UNION TERRITORY PLANS

3.6 The State's Annual Plans are supported by the Central Assistance. In the Annual Plan 2014-15 Rs.3, 38,408.49 crore was earmarked for Central Assistance for State and Union Territory Plans. The Central Assistance to State Plan, which was about 15% of the total resources, (Plan + Non-Plan) was allocated under Centrally Sponsored Schemes and block grants to the State Governments. The details of Central Assistance for State and Union Territory Plans are given in Annexure-II. Efforts of the State Governments in key social sectors are supplemented by Central Governments through Centrally Sponsored Schemes like Mahatma Gandhi National Rural Employment Guarantee

Act (MGNREGA), National Social Assistance Programme (NSAP), National Health Mission (NHM), Integrated Child Development Services (ICDS), Nirmal Bharat Abhiyan (NBA), Mid-Day Meal Programme (MDM), Sarva Shiksha Abhiyan (SSA), Jawaharlal Nehru National Urban Renewal Mission (JNNURM), Indira Awas Yojana (IAY), Pradhan Mantri Gram Sadak Yojana (PMGSY), Accelerated Irrigation Benefit Programme (AIBP), Integrated Watershed Management Programme (IWMP), National Rural drinking Water Programme (NRDWP), Rajiv Gandhi Panchayat Sashastikaran Yojana (RGPSY), Rashtriya Krishi Vikas Yojana (RKVY), Backward Regions Grant Fund (BRGF), National Rural Livelihoods Mission (NRLM) etc.

Annexure-I

CENTRAL PLAN OUTLAY BY MINISTRIES/DEPARTMENTS

(Rs. In Crore)

S. No.	Ministry / Department	Annual Plan (2013-14)			Annual Plan (2014-15)			% change of 2014-15 over 2013-14
		Approved Outlay			Approved Outlay			
		GBS	IEBR	TOTAL	GBS	IEBR	Total	
1	Department of Agriculture and Cooperation	11655.00	0.00	11655.00	5846.00	0.00	5846.00	-50
2	Department of Agriculture Research & Education	3415.00	0.00	3415.00	3715.00	0.00	3715.00	9
3	Department of Animal Husbandry, Dairying & Research & Education	2025.00	0.00	2025.00	1133.00	0.00	1133.00	-44
4	Department of Atomic Energy	5880.00	7999.06	13879.06	5880.00	7527.62	13407.62	-3
5	Department of Chemicals and Petrochemicals	1200.00		1200.00	207.00	-33.41	173.59	-86
6	Department of Fertilizers	269.00	2770.71	3039.71	100.00	521.64	621.64	-80
7	Department of Pharmaceuticals	188.00	0.00	188.00	207.00	0.00	207.00	10

Chapter 3: The Plan

S. No.	Ministry / Department	Annual Plan (2013-14)			Annual Plan (2014-15)			% change of 2014-15 over 2013-14
		Approved Outlay			Approved Outlay			
		GBS	IEBR	TOTAL	GBS	IEBR	Total	
8	Ministry of Civil Aviation	5200.00	3665.40	8865.40	6720.00	2754.00	9474.00	7
9	Ministry of Coal	450.00	11304.21	11754.21	550.00	12011.00	12561.00	7
10	Department of Commerce	2226.00	0.00	2226.00	1426.00	0.00	1426.00	-36
11	Department of Industrial Policy & Promotion	1501.00	0.00	1501.00	1700.00	0.00	1700.00	13
12	Department of Posts	800.00	0.00	800.00	800.00	0.00	800.00	0
13	Department of Telecommunications	5800.00	6439.93	12239.93	7500.00	6000.65	13500.65	10
14	Department of Electronics & Information Technology	3000.00	742.59	3742.59	3060.00	795.78	3855.78	3
15	Department of Consumer Affairs	241.00	0.00	241.00	220.00	0.00	220.00	-9
16	Department of Food & Public Distribution	259.00	157.72	416.72	330.00	160.23	490.23	18
17	Ministry of Corporate Affairs	34.00	0.00	34.00	24.00	0.00	24.00	-29
18	Ministry of Culture	1435.00	0.00	1435.00	1835.00	0.00	1835.00	28
19	Ministry of Development of North Eastern Region	226.00	0.00	226.00	536.00	0.00	536.00	137
20	Ministry of Earth Sciences	1281.00	0.00	1281.00	1281.00	0.00	1281.00	0
21	Ministry of Environment & Forest	2430.00	0.00	2430.00	1171.00	0.00	1171.00	-52
22	Ministry of External Affairs	3000.00	0.00	3000.00	5100.00	0.00	5100.00	70
23	Department of Economic Affairs	4040.00	0.00	4040.00	9931.00	0.00	9931.00	146
24	Department of Financial Services	16088.00	0.00	16088.00	14100.00	0.00	14100.00	-12
25	Department of Expenditure	4.00	0.00	4.00	4.00	0.00	4.00	0
26	Ministry of Food Processing Industries	708.00	0.00	708.00	590.00	0.00	590.00	-17
27	Department of Health & Family Welfare	29165.00	0.00	29165.00	6154.12	0.00	6154.12	-79
28	Department of AYUSH	1069.00	0.00	1069.00	689.20	0.00	689.20	-36

S. No.	Ministry / Department	Annual Plan (2013-14)			Annual Plan (2014-15)			% change of 2014-15 over 2013-14
		Approved Outlay			Approved Outlay			
		GBS	IEBR	TOTAL	GBS	IEBR	Total	
29	Department of Health Research	726.00	0.00	726.00	726.00	0.00	726.00	0
30	Department of AIDS Control	1785.00	0.00	1785.00	857.00	0.00	857.00	-52
31	Department of Heavy industry	585.00	1794.08	2379.08	800.00	1788.85	2588.85	9
32	Department of Public Enterprises	10.00	0.00	10.00	9.00	0.00	9.00	-10
33	Ministry of Home Affairs	10500.00	0.00	10500.00	8922.00	0.00	8922.00	-15
34	Ministry of Housing and Urban Poverty Alleviation	1460.00	13369.14	14829.14	1025.00	14260.28	15285.28	3
35	Department of School Education & Literacy	49659.00	0.00	49659.00	2972.35	0.00	2972.35	-94
36	Department of Higher Education	16210.00	0.00	16210.00	14700.00	0.00	14700.00	-9
37	Ministry of Information & Broadcasting	905.00	200.00	1105.00	1005.00	200.00	1205.00	9
38	Ministry of Labour & Employment	2524.00	0.00	2524.00	806.05	0.00	806.05	-68
39	Ministry of Law, Justice and Company Affairs	1103.00	0.00	1103.00	260.60	0.00	260.60	-76
40	Ministry of MSME	2977.00	308.00	3285.00	3327.00	372.00	3699.00	13
41	Ministry of Mines	467.00	2452.12	2919.12	650.00	1729.39	2379.39	-18
42	Ministry of Minority Affairs	3511.00	0.00	3511.00	2469.00	0.00	2469.00	-30
43	Ministry of New and Renewable Energy	1521.00	2394.00	3915.00	941.00	3000.00	3941.00	1
44	Ministry of Panchayati Raj	500.00	0.00	500.00	94.00	0.00	94.00	-81
45	Ministry of Personnel, Public Grievance & Pension	279.00	0.00	279.00	279.00	0.00	279.00	0
46	Ministry of Petroleum & Natural Gas	43.00	79009.17	79052.17	43.00	80634.82	80677.82	2
47	Ministry of Planning *	8000.00	0.00	8000.00	2515.00	0.00	2515.00	-69
48	Ministry of Power	9642.00	49687.41	59329.41	9642.00	50742.02	60384.02	2
49	Department of Rural Development	74429.00	0.00	74429.00	7440.41	0.00	7440.41	-90
50	Department of Land Resources	5765.00	0.00	5765.00	61.90	0.00	61.90	-99

S. No.	Ministry / Department	Annual Plan (2013-14)			Annual Plan (2014-15)			% change of 2014-15 over 2013-14
		Approved Outlay			Approved Outlay			
		GBS	IEBR	TOTAL	GBS	IEBR	Total	
51	Ministry of Drinking Water & Sanitation	15260.00	0.00	15260.00	231.00	0.00	231.00	-98
52	Department of Science & Technology	2777.00	0.00	2777.00	3125.00	0.00	3125.00	13
53	Department of Scientific & Industrial Research	2013.00	0.00	2013.00	2100.00	0.00	2100.00	4
54	Department of Biotechnology	1485.00	0.00	1485.00	1500.00	0.00	1500.00	1
55	Ministry of Shipping	852.00	6235.30	7087.30	906.00	3637.32	4543.32	-36
56	Department of Road Transport & Highways	23500.00	14000.00	37500.00	26238.00	9000.00	35238.00	-6
57	Department of Social Justice & Empowerment	6065.00	0.00	6065.00	2734.50	0.00	2734.50	-55
58	Department of Disability Affairs **	560.00	0.00	560.00	560.00	0.00	560.00	0
59	Department of Space	5615.00	0.00	5615.00	6000.00	0.00	6000.00	7
60	Ministry of Statistics & Programme Implementation	631.00	0.00	631.00	528.00	0.00	528.00	-16
61	Ministry of Steel	46.00	19684.77	19730.77	20.00	15373.22	15393.22	-22
62	Ministry of Textiles	4631.00	0.00	4631.00	4326.00	0.00	4326.00	-7
63	Ministry of Tourism	1282.00	15.66	1297.66	1507.00	0.00	1507.00	16
64	Ministry of Tribal Affairs	1762.00	0.00	1762.00	925.16	0.00	925.16	-47
65	Ministry of Urban Development	7456.00	2565.12	10021.12	9787.00	3616.53	13403.53	34
66	Ministry of Water Resources	1500.00	0.00	1500.00	3244.78	0.00	3244.78	116
67	Ministry of Women & Child Development	20350.00	0.00	20350.00	988.94	0.00	988.94	-95
68	Department of Youth Affairs	284.00	0.00	284.00	316.50	0.00	316.50	11
69	Department of Sports	809.00	0.00	809.00	1079.00	0.00	1079.00	33
70	Railways	26000.00	36261.00	62261.00	30100.00	33849.00	63949.00	3
71	Ministry of Overseas Indian Affairs				20.00	0.00	20.00	
	Central Plan TOTAL	419068.00	261055.39	680123.39	236591.51	247940.94	484532.45	-29

Note: The growth in BE 2014-15 is shown in negative because Centrally Sponsored Schemes (CSS), which were hitherto a part of Central Plan have been restructured and reclassified as Central Assistance to States/UT Plans from 2014-15 BE. Thus the Central Plan has been reduced considerably.

Annexure-II

Central Assistance to State & UT Plans (Block Grants & Centrally Sponsored Schemes)

(Rs. In Crore)

Sl. No.	Items	2014-15
		BE (Exp. Bud. Vol. 1) Regular Budget
A.	Central Assistance for State Plans & UT plans	330764.08
1	Department of Agriculture and Cooperation	16462.50
	(i) Rashtriya Krishi Vikas Yojana (RKVY)	9954.00
	(ii) National Food Security Mission (NFSM)	2030.00
	(iii) National Horticulture Mission (NHM) [Mission for Integrated Development of Horticulture (MIDH)]	1958.00
	(iv) National Mission on Sustainable Agriculture	1550.00
	(v) National Oilseed and Oil Palm Mission	426.00
	(vi) National Mission on Agriculture Extension and Technology	544.50
2	Department of Animal Husbandry, Dairying & Fisheries	1035.35
	(i) National Plan for Dairy Development (NPDD) [National Programme for Bovine Breeding & Dairy Development (NPBB&DD)]	309.00
	(ii) National Livestock Health and Disease Control Programme (NLH&DCP) [Livestock Health & disease Control (LH&DC)]	457.85
	(iii) National Livestock Management Programme (NLMP) [National Livestock Mission (NLM)]	268.50
3	Department of Commerce	800.00
	(i) Assistance to States for Infrastructure Development for Exports (ASIDE)	800.00
4	Ministry of Development of North Eastern Region	1770.00
	(i) North Eastern Council (NEC)	770.00
	(ii) Central Pool of Resources for North East & Sikkim (NLCPR)	950.00
	(iii) Bodoland Territorial Council	50.00
5	Ministry of Drinking Water & Sanitation of which	15025.50
	(i) Nirmal Bharat Abhiyan (NBA)	4135.00
	(ii) National Rural Drinking Water Programme (NRDWP)	10890.50
6	Ministry of Environment & Forests	870.99
	(i) National River Conservation Programme (NRCP)	
	(ii) National Afforestation Programme (National Mission for a Green India)	465.89
	(iii) Conservation of Natural Resources and Ecosystems	107.00
	(iv) Integrated Development of Wild Life Habitats	113.08
	(v) Project Tiger	185.02

Sl. No.	Items	2014-15
		BE (Exp. Bud. Vol. 1) Regular Budget
7	Department of Expenditure	72332.00
	(a) Block Grants #	67282.00
	(i) Normal Central Assistance (NCA)	28514.00
	(ii) Addl. Central Assistance for other Projects (OTACA)	1261.00
	(iii) Special Plan Assistance (SPA)	6837.00
	(iv) Special Central Assistance (SCA) - untied	11000.00
	(v) ACA for Externally Aided Projects (EAPs)	15500.00
	(vi) ACA for Left Wing Extremist (LWE) Districts	2640.00
	(vii) Hill Areas Development Programme (HADP)/ Western Ghat Development Programme (WGDP)	300.00
	(viii) Other Addl. Central Assistance	1180.00
	(ix) MMP for Treasury Computerization	50.00
	(b) Centrally Sponsored Schemes (CSS)	5050.00
	(i) Backward Region Grant Fund (BRGF) - State Component	5050.00
8	Ministry of Food Processing Industries	175.00
	(i) National Mission on Food Processing	175.00
9	Department of Health & Family Welfare	24202.74
	(i) National Health Mission (NHM)	21650.23
	(ii) Human Resource in Health & Medical Education	2552.51
10	Department of Ayurveda, Yoga & Naturopathy, Unani, Siddha and Homoeopathy (AYUSH)	364.18
	(i) National Mission on Ayush including Mission on Medicinal Plants	364.18
11	Department of AIDS Control	892.00
	(i) National AIDS & STD Control Programme	892.00
12	Ministry of Home Affairs	2587.00
	(i) National Scheme for Modernization of Police and other forces	1597.00
	(ii) Border Areas Development Programme (BADP)	990.00
13	Ministry of Housing and Urban Poverty Alleviation	4524.98
	(i) National Urban Livelihood Mission (NULM)	950.00
	(ii) Rajiv Awas Yojana (including BSUP & IHSDP) - States & Uts Plan	3574.98
14	Department of School Education & Literacy	48584.73
	(i) Mid-Day Meal (MDM)	13052.00
	(ii) Sarva Shiksha Abhiyan (SSA)	28034.75

Sl. No.	Items	2014-15
		BE (Exp. Bud. Vol. 1) Regular Budget
	(iii) Rashtriya Madhyamik Shiksha Abhiyan (RMSA)	4915.50
	(iv) Support for Educational Development including Teachers Training & Adult Education	1013.50
	(v) Scheme for setting up of 6000 Model Schools at Block level as Benchmark of Excellence	1193.99
	(vi) Scheme for providing education to Madrasas, Minorities and Disabled	374.99
15	Department of Higher Education	2109.20
	(i) Rashtriya Uchhtar Shiksha Abhiyan (RUSA)	2109.20
16	Department of Information Technology	750.00
	(i) National e-Governance Action Plan (NeGAP)	750.00
17	Ministry of Labour & Employment	1686.82
	(i) Skill Development Mission	362.52
	(ii) Social Security for Unorganized Workers including Rashtriya Swasthaya Bima Yojana	1324.30
18	Ministry of Law and Justice	782.40
	(i) Development of Infrastructure Facilities for Judiciary including Gram Nyayalayas	782.40
19	Ministry of Minority Affairs	1232.00
	(i) Multi Sectoral Development Programme for Minorities	1232.00
20	Ministry of Panchayati Raj	6906.00
	(i) Backward Region Grant Fund (BRGF) - District Component	5900.00
	(ii) Rajiv Gandhi Panchayat Sashastrikan Yojana (RGPSY)	1006.00
21	Ministry of Road Transport & Highways	2607.06
	(i) Roads and Bridges	2607.06
22	Department of Rural Development	72509.06
	(i) National Social Assistance Programme (NSAP)	10546.97
	(ii) Indira Awas Yojana (IAY)	15976.00
	(iii) Mahatma Gandhi National Rural Employment Guarantee Act (MGNREGA)	33353.00
	(iv) Pradhan Mantri Gram Sadak Yojana (PMGSY)	10150.59
	(v) National Rural Livelihood Mission (NRLM)	2482.50
23	Department of Land Resources	3684.51
	(i) Integrated Watershed Management Programme (IWMP)	3464.00
	(ii) National Land Record Management Programme (NLRMP)	220.51

Sl. No.	Items	2014-15
		BE (Exp. Bud. Vol. 1) Regular Budget
24	Deptt. of Social Justice & Empowerment	3422.25
	(i) Scheme for Development of Scheduled Castes	2342.75
	(ii) Scheme for Development of Other Backward Classes and denotified, nomadic and semi-nomadic Tribes.	970.00
	(iii) Scheme for development of Economically backward Classes (EBCs)	9.50
	(iv) Pradhan Mantri Adarsh Gram Yojana (PMAGY)	100.00
25	Department of Disability Affairs	5.00
	(i) National Programme for Persons with Disabilities	5.00
26	Ministry of Statistics & Programme Implementation	3950.00
	(a) Centrally Sponsored Schemes	0.00
	(i) Support for Statistical Strengthening	0.00
	(b) Block Grants	3950.00
	(ii) Members of Parliament Local Area Development (MPLADS) @@	3950.00
27	Ministry of Textiles	505.00
	(i) National Handloom Development Programme	292.00
	(ii) Catalytic Development programme under Sericulture	213.00
28	Ministry of Tourism	357.00
	(i) Infrastructure Development for Destinations and Circuits	357.00
29	Ministry of Tribal Affairs	3553.84
	(a) Block Grants	2517.00
	(i) Tribal Sub Plan (TSP)	1200.00
	(ii) Grants Under Proviso to Article 275 (1)	1317.00
	(b) Centrally Sponsored Schemes (CSS)	1036.84
	(i) Umbrella scheme for Education of ST students.	1036.84
30	Ministry of Urban Development	7040.00
	(i) Jawaharlal Nehru National Urban Renewal Mission (JNNURM)	7040.00
31	Ministry of Water Resources	8992.22
	(i) Accelerated Irrigation Benefit & Flood Management Programme (AIBFMP)	8992.22
	Pradhan Mantri Krishi Sinchai Yojana	1000.00
32	Ministry of Women & Child Development	19818.10
	(i) Integrated Child Development Service (ICDS) including National Nutrition Mission (NNM) & ISSNIP	18227.40
	(ii) Integrated Child Protection Scheme (ICPS)	318.23

Sl. No.	Items	2014-15
		BE (Exp. Bud. Vol. 1) Regular Budget
	(iii) National Mission for Empowerment of Women including Indira Gandhi Matritav Sahyog Yojana (IGMSY) including NMEW & SAAHAS	471.32
	(iv) Scheme for protection and Development of Women	99.50
	(iv) Rajiv Gandhi Scheme for Empowerment of Adolescent Girls (SABLA) & SAKSHAM	701.65
33	Department of Youth Affairs	67.15
	(i) National Service Scheme (NSS)	67.15
34	Department of Sports	159.50
	(i) Rajiv Gandhi Khel Abhiyan	159.50
35	Union Territories with Legislature @	2897.90
	(a) National Capital Territory of Delhi	347.20
	(b) Puducherry	818.23
	(c) Other Programmes	1732.47
B.	Union Territories without Legislature @	4746.51
	(a) Andaman & Nicobar Islands	2105.55
	(b) Chandigarh	815.11
	(c) Dadra & Nagar Haveli	704.06
	(d) Daman & Diu	657.79
	(e) Lakshadweep	464.00
C.	Grand Total (A+B)	338408.49

@ Includes Budget provision to all UTs for programmes met out of Normal Central Assistance, Central Road Fund, NSAP, NeGAP, TSP and JNNURM upto 2013-14. For 2014-15 (BE), this includes provisions for programmes to be funded out of Normal Central Assistance only for UTs with legislature (Delhi & Puducherry) while other plan assistance from Centrally Sponsored Schemes & Block Grants for Delhi & Puducherry is included under concerned CSS/block grants of different Ministries/Departments. **(For UTs without legislature, the provisions are being shown in the Central Plan from 2014-15 BE. Note: The Centrally Sponsored Schemes, which were hitherto a part of Central Plan, have been restructured & reclassified as Central Assistance to State & UT Plans from 2014-15 BE).**

CHAPTER - 4

MAJOR ACTIVITIES IN VARIOUS DIVISIONS IN NITI AAYOG

4.1 AGRICULTURE DIVISION

4.1.1 The Agriculture Division is mandated for working on policy framework of development in agriculture & allied sectors in the country. The Division scrutinizes programmes / schemes and based on the discussions with Ministries/ departments concerned recommends allocation of funds required for its implementation. The division also monitors and reviews the implementation of programmes and recommends mid-term corrections, if needed to enhance the quality of outcome.

4.1.2 The growth in agriculture & allied sector during the 11th Plan period has been 4.1 percent against a target of 4 percent. During XII Plan, the target of growth of 4 percent has been retained. According to the new series of National Income released by the CSO at 2011-12 prices, the share of agriculture in total GDP is 18 percent in 2013-14. As against a growth target of 4 percent for agriculture and allied sectors in Twelfth Plan, the growth registered in the first year at 2011-12 prices was 1.2 percent, 3.7 percent in 2013-14 and 1.1 percent in 2014-15.

4.1.3 The food grains production has declined marginally during 2014-15 due to severe drought in many parts of the country. The food grain production has been estimated at 257.07 million tons during 2014-15 against 265.57 million tons in 2013-14. The production of rice is estimated

at 103.04 million tons which is less by 3.61 million tons as compared to that of 2013-14. The production of wheat was 95.76 million tons, which is at same level of 2013-14. The production of oilseeds and pulses has been estimated at 29.83 million tons and 18.43 million tons, respectively. Similarly, the production of cotton is estimated at 35.15 million bales against 35.9 million bales during 2013-14. The production of sugarcane has rebound to 354.95 million tons during 2014-15 compared to 352.14 million tons in 2013-14. The production of fruits, vegetables and other horticulture commodities together estimated at 280.84 million tons during 2014-15 against 277.35 million tons during 2013-14. The area under horticulture crops including vegetable and spices has expanded to 24.38 million ha.

4.1.4 India continues to be the largest producer of milk in the world. The milk production during 2014-15 was 145.7 million tons with an annual growth rate of 5.87%. The egg production has also increased by 4.28% p.a. during 2014-15 with 76.58 billion numbers against 73.44 billion numbers in 2013-14. The production of meat also grew at 4.93% p.a. during 2014-15 and wool at 2.8% p.a. The Fish production recorded a growth of 5.96% p.a. during 2013-14 with production of 9.58 million tons. The Targeted Fish Production for the year 2014-15 was Rs. 10.31 million tons with the growth rate of 5.87% over 2013-14.

4.1.5 In Agriculture and allied sector 9

centrally sponsored schemes were implemented after restructuring during 2014-15 including one Additional Central Assistance (ACA) to State Plans. These were examined and appraised by the Division as detailed out in following para:

- i) **National Food Security Mission (NFSM)** was launched in 11th Plan and continuing during 12th Plan with an additional production target of 25 million tons of food grains comprising of 10 million tons rice, 8 million tons of wheat, 4 million tons of pulses and 3 million tons of coarse cereals by 2016-17. The scope of the Mission has been broadened with the inclusion of coarse cereals, and system based interventions of commercial crops and extended to all the States. During 11th Plan the NFSM was implemented in the 19 States and in 12th plan it has been extended to 561 District of 28 States of the Country. The NFSM though has consolidated in the irrigated areas within the identified districts, the productivity, however, in large districts is still below the benchmark. An amount of Rs 12350 crore was allocated for 12th Plan period.
- ii) **Mission for Integrated Development of Horticulture (MIDH)** aims for holistic growth of the horticulture sector. The major emphasis of the mission during XII Plan is to strengthen the infrastructure for processing and value addition near the production hubs and promote hi-tech horticulture. Value chain integration of small farmers through farmers Producers Company or farmer's producer's organization following a cluster approach of vegetable growers is also aimed at in the 12th Plan. An amount of Rs 15974

crore was allocated for 12th Plan period.

- iii) **National Mission for Sustainable Agriculture (NMSA)** has been conceptualized by subsuming Rainfed Area Development Programme (RADP), National Mission on Micro Irrigation (NMMI), National Project on Organic Farming (NPOF), National Project on Management of Soil Health & Fertility (NPMSH&F) and Soil and Land Use Survey of India under its domain. The mission has special focus for development of rainfed areas, resource conservation, water use efficiency and soil health management and provides a platform for mainstreaming the learning of the National Initiatives of Climate Resilient Agriculture (NICRA) being implemented by ICAR in select blocks on pilot basis. The NMSA is expected to transform Indian agriculture into a climate resilient production system through suitable adaptation and mitigation measures in the domains of both crop husbandry and animal husbandry. The total allocation for 12th Plan is Rs.13034 crore.
- iv) **National Mission on Oilseeds & Oil Palm (NMOOP)** has been built upon the achievements of the erstwhile Integrated Scheme of Oilseeds, Oil Palm and Maize (ISOPOM), Tree Borne Oilseeds (TBOs) and Oil Palm Area Expansion (OPAE) programme. The mission aims at achieving total oilseed production of 35.51 million tons by 2016-17 through productivity enhancement, area expansion, and better initiatives for creating processing facilities. The total allocation for 12th Plan is Rs.3507 crore.

v) **National Mission on Agricultural Extension & Technology (NMAET)** was launched to mainstream the technology part in the extension programmes and make the extension system farmer-driven and farmer-accountable by way of new institutional arrangements for technology dissemination through 588 Agricultural Technology Management Agencies (ATMAs) in the country. An amount of Rs. 11261 crore was allocated for 12th Plan period.

vi) **Rashtriya Krishi Vikas Yojana (RKVY)** was initiated in 2007-08 to incentivize States to enhance public investment to achieve 4% growth in agriculture and allied sectors. The scheme is continue during 12th Plan with an allocation of Rs. 63246 crore. It has been redesigned to focus on bridging productivity gaps, investment in development of pulses, oilseeds and livestock and water positive interventions. The RKVY proved to be an important financial instrument in reviving the agricultural growth in the States and bottom-up approach of planning. The RKVY provides complete flexibility to plan, approve and implement the site specific programmes in projectized mode. The project so formulated need to be emanated from the comprehensive district agricultural plans (C-DAP) and State Agricultural Plans. The majority of the States have finalized detailed DAPs & SAPs and identified interventions that need to be taken up under RKVY as per the agro climatic requirements of the Districts/States.

4.1.6 For the development of livestock, poultry, dairying and disease and health care of the livestock sector three restructured Centrally Sponsored Schemes were launched in 2014-15.

(a) The **National Livestock Mission** has been launched during 2014 with an outlay of Rs. 2200.00 crore which aims at development of cattle and other livestock with promotion of feed and fodder and also risk management and hygienic meat production; (b) **National Programme for Bovine Breeding & Dairying** has been initiated to boost the dairy infrastructure as well as harnessing the potential of indigenous and cross breeds in augmenting the milk production. The programme aims to develop the infrastructure for milk processing. The allocation for 12th Plan is Rs. 1800.00 crore; and (c) **Livestock Health & Disease Control** was initiated with Rs. 3114.00 crore for XII Plan aims at development of veterinary infrastructure and the vaccines. The National Fisheries Development Board (NFDB) would be strengthened and transformed into a special purpose vehicle by bringing almost all schemes relating to development of fisheries into its fold with focus on management of fish diseases and creation of related infrastructure for integrated development of fisheries sector.

4.1.7 Department of Agriculture and Cooperation has planned new interventions for agricultural development during 2014-15 which has been examined and appraised by the Division:

i) **Pradhan Mantri Krishi Sinchai Yojana (PMKSY)** for which Rs. 1000 crore has been announced in Budget 2014-15. The PMKSY will ensure access to protective irrigation to all agricultural farms (*Har Khet Ko Pani*) through water harvesting and recycling (*Jal Sanchay and Jal Sinchan*) with increased water application and its use efficiency to achieve higher water productivity (*per drop more crop*). An allocation of Rs. 25000 crore is proposed for PMKSY for the period **2014-2023**. PMKSY will focus on end to end solution in irrigation supply chain, viz.

water sources, and distribution network and farm level applications. The PMKSY will be implemented by adopting a 'decentralized State level planning and projectized execution' structure following bottom up approach through comprehensive district and state irrigation development plans based on sources of availability of water, agro-climate and the cropping patterns and provide complete flexibility and autonomy to States to plan and execute programmes in projectized mode for ensuring water to every farm. The PMKSY will provide overarching management and governance for convergence amongst the programmes of agriculture, water resources and land resources and other departments dealing with water and energy.

- ii) **Soil Health Card** with an outlay of Rs. 568.54 crore to assess the soil fertility status in respect of 140 million land holdings at 3 years intervals. The States will be provided funds for strengthening of the soil testing labs, analysis of soil samples and distribution of the Soil Health Card. This would be continuous & dynamic exercise to be carried out periodically.
- iii) **Agri-Tech Infrastructure Fund (ATIF):** Promotion of National Agricultural Market through Agri-Tech Infrastructure Fund with an outlay of Rs.200 crores for 2014-15 to 2016-17 has been formulated. ATIF is aimed at implementation of agricultural marketing reforms by initiating appropriate e-market platforms in States with a view to move towards a National Market. Reform of the agricultural marketing sector through implementation of e-marketing platform will result in greater farmer satisfaction through better prospects for marketing of

the produce, improved access to market related information and better price discovery under more efficient, transparent and competitive marketing platform with access to a greater number of buyers within the State and from outside, through transparent auction processes. It would also increase the farmers' access to markets through warehouse based sales and thus obviate the need to transport the produce to the mandi.

- iv) **Price Stabilization Fund (PSF) with an outlay of Rs. 500 crore has been established for procurement and distribution of perishable Agriculture and Horticultural Commodities.** The Fund aimed to provide working capital and other expenses for procurement and distribution of perishable agricultural and horticultural commodities and protect interests of farmers and consumers.
- v) **Setting up Food Processing Units in North Eastern and Hill States-** Mission for Integrated Development of Horticulture (MIDH) has been modified to include provisions for sitting up the processing unit in the North Eastern and Hill States which has greater potential for horticultural growth.

4.1.8 Department of Animal Husbandry, Dairy and Fisheries have also initiated two new interventions after the Budget 2014-15 announcements. The Division appraised and suggested strategies to increase the fisheries production under Blue Revolution to be initiated with an outlay of Rs. 50.00 crores and for conservation, maintenance and promotion of Indigenous Breeds with an outlay of Rs. 50.00 crore.

4.1.9 All the 74 Central Sector Schemes of Department of Agricultural Research & Education (DARE) were appraised during 2014-15. Several new initiatives such as consortium research platform for inter departmental collaboration in agricultural research, farmers first, attracting rural youths in agriculture, strengthening of KVKs and upscaling of National Initiative for Climate Resilient Agriculture (NICRA) targeting 150 districts for developing climate smart agriculture modules.

4.1.10 Persuasion has also been made with Department of Agricultural Research and Education and State Governments for making necessary arrangements for establishing new Agricultural University in Andhra Pradesh and Rajasthan and Horticulture University in Telangana and Haryana establishing of IARI – Like Institutes in Assam and Jharkhand to operationalize the Budget announcements.

4.1.11 National Rainfed Area Authority (NRAA): The National Rainfed Area Authority (NRAA) was set up in November, 2006. The mandate of the NRAA included preparation of perspective plan for holistic and sustainable development of rainfed areas including watershed development programmes with multi-dimensional crop, livestock, horticulture, agri-pasture, integrated systems; evolving common guidelines for all schemes of Rainfed / Dry land farming systems; coordination and bring convergence within and among agriculture and wasteland development programmes; identify gaps in input supply, credit availability and dissemination of improved technology; developing plans for capacity building of Centre/ State Governments functionaries; suggesting modalities to strengthen National and State level institutions and establish institutional linkages; and evaluation of the effectiveness of completed

watersheds and concurrent evaluation of on-going programmes. During 2014-15, the Authority prepared draft policy paper on Framework on wasteland use planning and management for DOLR and initiated pilot studies on management of fringe forest and adjoining non-forest land for ecological, water, food and livelihood security and sustainability, rice fallows for inclusive and sustainable livelihood development and livestock centric intervention for livelihood improvement in arid regions. Besides, NRAA was also assigned the implementation of Special Package for drought mitigation strategies in Bundelkhand regions of Madhya Pradesh and Uttar Pradesh.

4.1.12 Bundelkhand Package: The Package being implemented in 13 districts of Bundelkhand region (6 districts of M.P. and 7 districts of U.P.) since 2009-10. Of the total outlay of Rs.7466 crore under the package, Rs. 3606 crore allocated to U.P and Rs. 3860 crores to M.P. The package is continuing during 12th Plan. The multi-sectoral approach has been adopted under the package for drought mitigation with primary focus on water resources/ irrigation infrastructure, watershed development, marketing and warehousing and livelihood improvement. Priority has been accorded to completion of ongoing and incomplete irrigation projects for speedy accrual of benefits to farmers. An allocation of Rs.1000 crore comprises of Rs.360 crore for MP and Rs.640 crore for UP, was made during 2014-15, out of which Rs.95.22 crore have been released to UP.

4.2 SOCIAL JUSTICE AND SOCIAL WELFARE DIVISION

4.2.1 The Constitution of India in its Preamble, Fundamental Rights, Directive Principles of State Policy and Other Social Legislations / Provisions there under confirm India, as a welfare state, with commitment for more inclusive growth of its

people in general and of vulnerable in particular. Since the socio-economic and educational backwardness of certain vulnerable and weaker sections in Indian society are lagging much behind the general population in-terms of health, education, employability, housing, participation in economic activities and availability of basic infrastructure etc., the successive Governments of Independent India have committed to planned and more inclusive welfare and empowerment by reducing inequality in income, social status, and opportunities.

4.2.2 The Social Justice and Social Welfare (SJ&SW) Division in the Planning Commission is responsible to provide overall guidance for formulation of policies, plans and programmes / schemes with principle objectives to protect & safeguard the interest of these sections and ensure their welfare, empowerment and development in the quality of life. The Division is actively working for more inclusive socio-economic and educational empowerment of the socially, educationally and economically weaker sections such as Scheduled Castes (SCs), Scheduled Tribes (STs), Other Backward Classes (OBCs), Nomadic, Semi Nomadic & De-Notified Tribes and Other Vulnerable Groups such as Persons with Disabilities, Senior Citizens, Victims of Substance Abuse / Drug Addicts, Destitute and Transgender Persons. The Division also renders advice for formulation and implementation of the Scheduled Caste Sub- Plan (SCSP) and Tribal Sub-Plan (TSP).

WELFARE & EMPOWERMENT OF SCHEDULED CASTES:

4.2.3 Article 366 (24) of Constitution defines the “Scheduled Castes” means such castes, races or tribes or parts of or groups within such castes, races or tribes as are deemed under article 341 to be Scheduled Castes for the purpose

of the Constitution. Scheduled Castes are constitutionally declared as group of castes and sub castes, which suffered from the practice of untouchability. They comprise within them more than 1208 Castes and Sub Castes, generally consisting of former “untouchables”.

4.2.4 There are 1241 main Scheduled Castes which have been included in the list of Scheduled Castes in India. According to Census 2011, 20.13 crores population belonging to SCs, who constitute 16.66% of the total population, the decadal literacy rate of SCs has gradually increased from 10.3. % in 1961 to 66.1% in 2011. In respect of human development indicators are concerned such as health, nutrition, the Infant Mortality Rate (IMR), Child Mortality Rate (CMR), Maternal Mortality Rates (MMR) are comparatively higher for these groups than that of general population. The nutritional deficiency for SC children under the age of 5 years is much higher than the general.

4.2.5 In so far as economic development indicators are concerned, 45.9% of the SC population reported to be agricultural labourers, 14.8% cultivators and 36.1% other workers, According to NSSO survey 2004-05, the percentage of landlessness amongst SCs living in rural areas were 78% as against 57% for non SCs/ STs. Though, the percentage of persons below poverty line for SCs is gradually declining, as compared to general population, however it is still higher.

4.2.6 The strategies incorporated in the Twelfth Five Year Plan for inclusive growth of SCs, STs envisages for the following measures:

- Ensure the security and dignity of all persons belonging to the scheduled castes, especially women and put a complete end to all forms of ‘untouchability’ and discrimination

against them.

- Bring members of the SCs both men and women at par, to the maximum possible extent, with their non-SC/ST counterparts, in terms of all developmental indices viz. education, health, nutrition, housing, income generation and employability.
- Empower SCs to participate in society and in nation-building, on an equal basis with others.
- Effectively implement SCSP as the essential instrument for accomplishing inclusive growth.

4.2.7 Education is considered as the most important instrument to empower the status of Scheduled Castes. It is proposed to promote educational development by providing needed support in the form of Scholarships at different levels of education, increasing the hostel facilities for boys and girls students and setting up of a network of residential schools of high quality throughout the country. The Scholarship and Fellowship schemes have been revised by increasing rate of scholarships, number of fellowships and income ceiling to benefit more number of Scheduled Castes Students and initiative have been taken to distribute scholarship directly to the students accounts.

4.2.8 Economic development is an important instrument for achieving equal social status for SCs by creating employment opportunities and facilitating in income generation activities. Government is supporting institutions like National Scheduled Caste Finance and Development Corporation (NSFDC), National Safai Karamcharis Finance and Development Corporation (NSKFDC) which are functioning for promoting economic development among the SCs and Safai Karamcharis / Manual Scavengers.

It is proposed to create a strong institutional mechanism during Twelfth Five Year Plan to facilitate the Scheduled Caste entrepreneurs/artisans in marketing their products in an institutionalised manner. The authorised share capital of the National Scheduled Castes Finance and Development Corporation has been increased to Rs. 1500 crore to reach out to more number of Scheduled Castes beneficiaries. As a new initiative to promote entrepreneurship among Scheduled Caste members two new schemes have been introduced such as Venture Capital fund and Scheme of Credit Enhancement Guarantee for Young and Start-Up Entrepreneurs belonging to Scheduled Castes.

4.2.9 Employability & Skill Development is the source of income generation for individual, family and community. The National Scheme for Liberation and Rehabilitation of Manual Scavengers has been in operation since 1992. Self-Employment Scheme for Rehabilitation of Manual Scavengers (SRMS) was introduced in January, 2007 to completely eradicate the practice of manual scavenging. “The Prohibition of Employment as Manual Scavengers and Rehabilitation Act 2013” has been enacted in the year 2013. To protect the Scheduled Castes from all forms exploitation and practice of untouchability, two important protective legislations in operation are the Protection of Civil Rights Act, 1955 and Scheduled Castes and Scheduled Tribes (Prevention of Atrocities) Act, 1989.

4.2.10 Based on the progress made through implementation of various welfare and development programmes during 2013-14 an increased outlay of Rs. 6165 crores have been provided for empowerment of Scheduled Castes during 2014-15. While special focus has been accorded to their social empowerment especially

through educational development, priority has also been given to economic empowerment through mitigating and reducing poverty gap between SCs and general population.

MAINSTREAMING & EMPOWERMENT OF SCHEDULED TRIBES:

4.2.11 Article 366 (25) of the Constitution defines that Scheduled Tribes means “those tribal communities or parts of or groups within such tribes or tribal communities or parts or groups within such tribes or tribal communities”. The Scheduled Tribes generally consist inhabitants of forest and hill areas and other tribal groups. STs have historically been physically or geographically excluded. Nearly 700 such tribes / communities have been notified as Scheduled Tribes under Article 342 of the Constitution of India. The most backward among STs have been recognised as Particularly Vulnerable Groups (PVTGs) consisting 75 such tribes / communities.

4.2.12 There are 705 tribes that are included as Scheduled Tribes in India in the list of Scheduled Tribes. As per 2011 census, tribal population of the country is 10.43 crores, constituting 8.61% of the total population. 91.7% of them live in rural areas and 8.3% in urban areas. About 15% of the country’s area is inhabited by the tribal communities, who live in various ecological and geo-climatic conditions ranging from plains to forests and hills to inaccessible areas. The highest proportion of ST population have reported from Madhya Pradesh (14.51%) followed by Maharashtra (10.7%) and Odisha (9.66%) and other distinct areas are the North Eastern states.

4.2.13 The decadal literacy rate of STs has gradually increased from 8.53% in 1961 to 59% in 2011. In respect of health and nutrition, the Infant Mortality Rate (IMR), Child Mortality Rate (CMR), Maternal Mortality Rates (MMR)

are comparatively higher than that of general population. National Health and Family Welfare (NHFW) survey revealed that barely 18 % of STs had deliveries in a health facility, compared to 51 per cent among other communities. 81.56% of the tribal workers are engaged in primary sectors. The level of rural poverty amongst the STs on all-India basis is 47.4 (2009-10) which is significantly higher than the average across different social groups. The various development indices indicate that the STs continue to lag significantly behind the other communities.

4.2.14 Education is considered as the most important instrument to mainstream the Scheduled Tribes at par with the rest of the society and enable them to grow along with the rest of the country, to deal with low level of literacy among STs especially literacy and educational status of women and girls and bridge the gap between dropout rates between tribals and non tribal. The Scholarship and Fellowship schemes have been revised by increasing rate of scholarships, number of fellowships and income ceiling to benefit more number of Scheduled Tribe students and initiative have been taken to distribute scholarship directly to the students accounts through Direct Benefit Transfer mode.

4.2.15 Economic Development of the STs is being promoted through implementation of various income and employment generating programmes through the National Scheduled Tribes Finance and Development Corporation (NSTFDC) which is promoting market development of tribal products through Tribal Cooperative Marketing Development Federation of India Limited (TRIFED), grant-in-aids to State Tribal Development Cooperative Corporations, Vocational Training Centres in tribal areas and Particularly Vulnerable Tribal Groups (PVTGs). Economic Development of STs largely depends

upon agriculture and its allied activities. Besides, forest resources and minor forest produce contributes substantially to the tribal economy. The scheme of Minimum Support Price (MSP) for Minor Forest Produces (MFP) has helped the tribal families in securing support price for their MFPs.

4.2.16 The Protection of Civil Rights Act, 1955 (PCR Act) and SC & ST (Prevention of Atrocities) Act, 1989 are two important social legislation to prevent all types of exploitation and atrocities on STs. Panchayat Extension to Scheduled Areas (PESA) Act, 1996, is in force in 9 States such as Andhra Pradesh, Chhattisgarh, Gujarat, Himachal Pradesh, Jharkhand, Madhya Pradesh, Maharashtra, Orissa and Rajasthan to provide special powers to Panchayats in Scheduled Areas to formulate and implement need based schemes and programmes. There are various other flagship programmes not targeted exclusively for the STs but which also benefit the STs.

4.2.17 Based on the progress made through implementation of various welfare and development programmes during 2013-14, an increased outlay of Rs. 4379 crores has been provided for empowerment of Scheduled Tribes during 2014-15. While special focus has been accorded to their social empowerment especially through educational development, priority has also been given to economic empowerment through mitigating and reducing poverty gap between STs and general population.

SCHEDULED CASTE SUB PLAN (SCSP) AND TRIBAL SUB PLAN (TSP):

4.2.18 Despite Constitutional directives and a number of legislative and executive measures taken by the Government since independence, there are large gaps in the living conditions of the general population and those of SCs and

STs. Successive Five Year Plans have attempted to reduce these gaps and while there is some evidence of convergence, however gaps still persist at a level that is unacceptably high.

4.2.19 A new strategy adopted in the Twelfth Five Year Plan, 'Post-facto Accounting to Pro-active Planning approach', to enable SCs and STs to share the benefits of overall economic growth in a more equitable manner. The erstwhile Planning Commission has issued revised SCSP and TSP Guidelines to States / UTs on 18th June, 2014. Based on the SCSP & TSP Guidelines, separate budget sub heads have been created for SCSP (789) and for TSP (796) and actual allocation for SCSP and TSP was also increased from 2011-12 onwards. SCA to SCSP and TSP is provided to States and UTs as an additive. Allocation of Rs. 48,638.31 crore has been provided for Central Ministries / Departments under SCSP in 2014-15. Similarly an allocation of Rs. 30,726.07 crore have been provided under TSP for Central Ministries / Departments

EMPOWERMENT OF OTHER BACKWARD CLASSES:

4.2.20 Other Backward Classes (OBCs) comprise the castes and communities which are found common in the lists of the Mandal Commission Report. The Mandal Commission covered more than 3000 communities / castes and sub castes under Other Backward Classes (OBCs). OBCs form around 52 percent of the country's population. The National Sample Survey conducted during 2004-05 (61st Round), puts the figure at 41%. Generally, Other Backward Classes consists of Small & Marginal Farmers, Agricultural Labourer's, Artisans, Pastoral Communities and other such similar groups who have been considered as educationally and economically backward.

4.2.21 The socio-economic and educational status of Other Backward Classes is not far better than SCs and STs. 70% of OBC population resides in rural areas, as a result many seats reserved for OBCs in elite educational institutions were not filled due to non-availability of candidates, number of vacancies in public service reserved for OBCs were not filled due to non-availability of candidates with adequate educational qualifications. The health status of OBCs is not far better than that of other sections of society.

4.2.22 Education plays key role in socio-economic empowerment of a community. As the educational status of OBCs is not for better than mainstream communities. Ministry of Social Justice and Empowerment is implementing certain schemes namely Pre- Matric Scholarship, Post- Matric Scholarship, Hostel for OBC boys and girls, National Overseas Scholarship, Rajiv Gandhi National Fellowship scheme and Free Coaching Scheme to improve educational status and reduce the dropout rate among OBCs students, initiative has been taken to distribute scholarship directly to the students accounts through Direct Benefit Transfer mode.

4.2.23 Economic advancement plays a key role in social empowerment of OBCs. Since the economic status of OBCs is not much better than general population, Ministry of Social Justice and Empowerment is implementing certain schemes for improving socio-economic conditions of OBCs, such as Assistance to Voluntary Organisations working for welfare of OBCs, Skill Development and subsidised loans through National Backward Classes Finance and Development Corporation. The authorised share capital of the National Backward Classes Finance and Development Corporation has been increased from Rs. 750 crore to Rs. 1500 crore to benefit more number of OBC beneficiaries.

4.2.24 Based on the progress made through implementation of various welfare and development programmes during 2013-14, an outlay of Rs. 1109 crore has been provided for empowerment of Other Backward Classes in the financial year 2014-15.

WELFARE AND DEVELOPMENT NOMADIC, SEMI-NOMADIC AND DENOTIFIED TRIBES (NTs, SNTs & DNTs):

4.2.25 The Nomadic, Semi Nomadic and De-notified Tribes cover more than 200 communities that were identified by the colonial Government as 'Criminal Tribes' under a notorious legislation called "Criminal Tribes Act (CTA) 1871", have been referred to thereafter as the De-notified, Nomadic and Semi-Nomadic Tribes (DNTs, SNTs and NTs). DNTs are found in almost all the States and mostly belonging to SCs, STs & OBC and some communities are not covered by any of these categories. Even those covered under these categories are often not able to avail the benefits because either not having caste certificates, or because the quotas are exhausted by the non-nomadic/non-De-Notified communities in the reserved categories.

4.2.26 The Nomadic, Semi Nomadic and De-notified Tribes face special problems of their own as at present there are no Central Government Schemes / Programmes for DNTs, as such though schemes meant for SCs, STs and OBCs can be availed by DNTs falling in the respective categories. The DNTs due to their social background as erstwhile criminal tribes face social stigma and are deprived of many facilities which are given to SCs/ STs and OBCs.

4.2.27 Empowerment and development of DNTs is one of the prime concerns in the Twelfth Five Year Plan. Access to Scholarship Schemes, Hostel facilities, capacity building programmes for skill development and loans for economic

empowerment, housing and settlement and Integrated Infrastructure Development Programme etc., have been proposed in the Twelfth Five Year Plan.

WELFARE & EMPOWERMENT OF PERSONS WITH DISABILITIES:

4.2.28 Differently Aabled Persons usually known as Persons with Disabilities is defined in the Section 2 (i) & (t) of the Persons with Disabilities (Equal Opportunities, Protection of Rights and Full Participation) Act, 1995. “Disability” means a person suffering from not less than 40% of the following disabilities certified by a medical authority i.e., Blindness; Low vision; Leprosy-cured; Hearing impairment; Loco motor Disability; Mental retardation; Mental Illness. According to Census 2011, there were 2.19 Crore persons with disabilities in India constituting 2.13% of the total population. Data collected in 2002 by NSSO indicated that the Number of Persons with Disabilities was 1.85 crore.

4.2.29 Persons with Disabilities (PwDs) continue to face discrimination in education, employment, transport and in terms of access to sports, recreation, and so on. The interests of PwDs are protected under certain constitutional and statutory provisions such as Fundamental Rights, Directive Principles of State Policy, Eleventh Five Year Plan and Twelfth Five Year Plan Schedule, besides that there are certain statutory Acts such as the Persons with Disabilities (Equal Opportunities, Protection of Rights and Full Participation) Act, 1995, The National Trust for Welfare of Persons with Autism, Cerebral Palsy, Mental Retardation and Multiple Disabilities Act, 1999, Rehabilitation Council Act, 1992 and Mental Health Act 1987, The National Policy for Persons with Disabilities, 2006.

4.2.30 The Twelfth Plan has proposed several social, educational and employment provisions for the self-reliance of PwDs. Education plays a pivotal role in socio-economic empowerment of Persons with Disabilities. In the Twelfth Five Year Plan new schemes are proposed for PwDs such as Pre-Matric Scholarships; Post-Matric Scholarships; free coaching; Special/ Residential school for students with severe and multiple disabilities, in districts not having Government special schools; Hostels for existing Government special schools not having hostels and augmentation of seats in existing hostels of Government special schools; Support for establishment / modernisation / capacity augmentation of Braille Presses; Scholarships for ‘Top Class’ education, Rajiv Gandhi National Fellowship; National Overseas Scholarship; Establishment of a college for deaf in each of the five regions of the country and establishment of National Accessible Library.

4.2.31 During 2014-15 many new schemes have been formulated such as Research on Disability related technology, establishment of colleges for deaf, establishment of Braille Press, Sign Language Institutions, Free Coaching and Rajiv Gandhi National Fellowship etc. Based on the progress made through implementation of various welfare and development programmes, during 2013-14, an outlay of Rs. 672.05 crore has been provided for empowerment of Persons with Disabilities during 2014-15.

PROTECTION AND WELFARE OF SENIOR CITIZENS:

4.2.32 The Maintenance and Welfare of Parents and Senior Citizens Act, 2007, defines “senior citizens” means any person being a citizen of India, who has attained the age of sixty years or above. India has the second largest population

of senior citizens (60+) in the world. As per 2001 Census, total population of senior citizens (60+) was 7.7 crore which constitutes 7.5% of total population.

4.2.33 The major problems of senior citizens are security, health care, need for care and maintenance. The major focus in the Twelfth Plan will be consolidation, expansion and strengthening of the various programmes into comprehensive coordinated systems to fulfil the aspirations of these vulnerable sections of the society through launching of proposed schemes such as, (i) setting up of a National Commission for Senior Citizens; (ii) establishment of Old Age Homes for Indigent Senior Citizens with integrated multi-facility centre of varying capacity (25, 60 and 120) in 640 districts of the country, through State Government; (iii) setting up of a Helpline and District level helplines for older persons; (iv) setting up of Bureau for Socio-Economic Empowerment of Senior Citizens at district level; (v) creation of National Trust for the Aged; (vi) issue of 'Smart' Identity Cards for senior citizens; and (vii) health insurance for senior citizens.

4.2.34 Considering the progress made in the Annual Plan 2013-14 for protection and welfare of Senior Citizen, an outlay of Rs. 76.00 crore has been allocated in the financial year 2014-15.

H. REHABILITATION OF VICTIMS OF SUBSTANCE ABUSE / DRUG ADDICTS / ALCOHOLISM:

4.2.35 Section 2 of the Narcotics Drug & Psychotropic Substance Act, 1985 defines "an addict as a person who has dependence on any narcotic drug or Psychotropic Substance".

4.2.36 Drug addiction is a chronic, relapsing disorder, characterized by compulsive drug seeking and use, and by neurochemical and

molecular changes in the brain. Drug abusers gradually spend more and more time and energy obtaining and using the drug.

4.2.37 Besides physical and health problems drug addiction is a major social problem with increase incidence of crime among drug/ alcohol addicts. Drug addiction causes immense financial and psychological problems for the addict and his/her family. The National Household survey 2000-01, projected that currently in India there were approximately 6.25 crore alcohol users, 87 lakh cannabis users and 20 lakh opiate users are found.

4.2.38 Article 47 of Constitution provides for improvement of public health and the State shall endeavour to bring about prohibition of the consumption except for medicinal purposes of intoxicating drinks and of drugs which are injuries to health. Narcotic Drugs & Psychotropic Substances Act, 1985 enacted, inter alia, to curb drug abuse. India is signatory to three United Nations Convention on Narcotic Drugs, Psychotropic Substances and against illicit Traffic in Narcotic Drugs and Psychotropic Substances. The issues relating to drugs are tackled by the Government of India through a two-pronged strategy viz supply reduction and demand reduction.

4.2.39 The Narcotic Drugs and Psychotropic Substances Act, 1985, was enacted, inter alia, to curb drug abuse. Section 71 of the Act empowers Government to establish centres for identification, treatment, and so on of addicts and for supply of narcotic drugs and psychotropic substances. Ministry of SJ&E has been supporting Integrated Rehabilitation Centre for Addicts (IRCA) under the Scheme of Assistance for the Prevention of Alcoholism and Substance (Drugs) Abuse and for Social Defence Services run by Voluntary Organisations.

4.2.40 For rehabilitation of victims of Substance abuse/drug addicts/alcoholism an outlay of Rs. 58 crore has been provided in the Annual Plan 2014-15 based on the progress of previous year.

REHABILITATION OF BEGGARS:

4.2.41 Beggary is one of the major social problem and against the human dignity which hinders the national growth, hence it has to be addressed effectively and efficiently in a time bound manner. The alms seeking religious mendicants and religious Bhikshus are prevalent in all religions of the world for the good cause of the society with an intention to serve the deprived and weaker sections.

4.2.42 According to the un-published data of Census 2001, there were 7.03 lakh beggars and vagrants out of which 6.31 lakh were in non-worker category. For prevention of beggary there are two general legislations having provisions are (i) Indian Penal Code (IPC), the Juvenile Justice (Care and Protection of Children) Act 2000 and (ii) Indian Railway Act 1989.

4.2.43 At present, there are no central schemes directly related to beggary. However, there are programmes for welfare and development of older persons, physically challenged and drug abuse covering the issues/problems of beggary. Therefore, to address the problem in a holistic manner at the national level new schemes have been proposed in Twelfth Five Year by Integrating Programme for Rehabilitation of Beggars with Night Shelter cum Work Production Centre; Multiple Skill Training; Mobile Health Care; Counselling; Awareness Generation and Sensitisation programmes; Convergence of existing programmes for the Vulnerable Groups implemented by the Ministries of Social Justice and Empowerment, Rural Development, Urban Development and Poverty Alleviation, Women

and Child Development etc. Scheme of Integrated Programme for Rehabilitation of Beggars (IPRB) has been proposed in the financial year 2014-15 with an allocation of Rs. 11 crore. However scheme is yet to be implemented.

OUTLAY FOR 2014-15

4.2.44 Based on the progress made through implementation of various welfare and development programmes during 2013-14, an increased outlay of Rs. 6165.00 crore was allocated to Department of Social Justice & Empowerment and Rs.672.05 crore for Department of Disability Affairs. Rs.4379 crore was allocated to Ministry of Tribal Affairs during 2014-15. While special focus has been accorded to their social empowerment especially through educational development, priority has also been given to economic empowerment through mitigating and reducing poverty gap between general population and SCs, STs, OBCs, DNTs and Other Vulnerable Sections to make these socially disadvantaged groups self-reliant and economically independent.

ANNUAL PLAN DISCUSSIONS 2014-15 OF CENTRAL MINISTRIES:

4.2.45 To finalise the Annual Plan 2014-15 proposals of Central Ministries / Departments, meetings/discussions were held under the Chairmanship of Adviser (SJE), which were attended by the representatives of Ministry of Social Justice and Empowerment, and M/o Tribal Affairs. Besides, reviewing the progress of various programmes and policies, Working Groups also made an assessment of the financial requirements and recommended allocation of the resources for the sectors. The revised SCSP and TSP guidelines for States / UTs were issued on 18th June 2014 on the basis of the recommendations of the Inter Ministerial Committee constituted in the erstwhile Planning Commission.

4.2.46 The Division had interacted with the Department of Social Justice & Empowerment & Department of Disability Affairs of Ministry of Social Justice & Empowerment and Ministry of Tribal Affairs on various issues pertaining to EFC / SFC Meeting, etc. Besides, this division attended various meetings in connection with formulation, implementation and monitoring of various schemes and policies, etc.

4.2.47 For educational empowerment of SC, ST, OBC, Disabled and children of economically weaker sections, new schemes such as National Overseas Scholarships, Rajiv Gandhi Research Fellowships, Pre and Post Matric Scholarships, upgradation of merit and Top Class Education etc were introduced and are being implemented.

4.2.48 The Division also critically examined and offered comments on proposals for research and workshop concerning welfare and development of disadvantaged groups/other special groups submitted by academic institutions and NGOs seeking grant under SER and PEO of the Planning Commission.

4.2.49 Division has examined a number of proposals of the Ministries of Social Justice & Empowerment and Tribal Affairs for Standing Finance Committee (SFC)/ Expenditure Finance Committee (EFC) in close consultation with Project Appraisal and Management Division (PAMD). Comments were also offered on various proposals submitted by the Ministries for Cabinet Committee on Economic Affairs (CCEA)/Cabinet Committee on Political Affairs (CCPA).

4.2.50 Division also attended to work relating to the Parliament Questions, VIP references and provided inputs for the speeches by the Prime Minister, Finance Minister and Deputy Chairman, Planning Commission delivered at various occasions. Many field visits were carried

out by the officers of the Division to have first-hand information on the progress and the impact of the various on-going programmes/schemes in different parts of the country. Besides the division has furnished information under Right to Information Act 2005 to individual applicants on various matters pertaining to issues and fund allocation under various schemes related to SC, STs, OBC, SNTs, DNTs, Persons with Disabilities and Senior Citizens, Beggars and Transgender Population etc.

4.3 BHARAT NIRMAN

4.3.1 To unlock huge development potential of rural India, the Government of India launched a time bound programme titled 'Bharat Nirman' in 2005 initially for a period of four years i.e. 2005-2009. The programme was initiated by Government of India in partnership with State Governments and Panchayati Raj Institutions with the objective to build rural infrastructure and provide basic amenities in rural areas. Under the scheme, projects are taken up in the areas of irrigation, road, rural housing, rural water supply, rural electrification and rural telecommunication connectivity. Specific goals and targets were set in each of these areas. Under Bharat Nirman, the effort is to impart a sense of urgency to these goals, make the programme time-bound, transparent and accountable. Phase I of the programme was implemented in the period 2005-06 to 2008-09 and on the basis of the outcome, Phase II is being implemented from 2009-10. The effort under Bharat Nirman is to impart a sense of urgency to these goals by up-scaling the physical targets under various components and making the programme time-bound, transparent and accountable.

4.3.2 Phase wise physical targets under the each of the components have been identified as under.

Component	Targets	
	Phase I	Phase II
Irrigation	To create 10 million hectare of additional irrigation capacity.	Remaining 3.5 million hectares to be brought under assured irrigation by 2012.
Roads	To provide all weather roads to every habitation over a 1000 population and above (500 in hilly and tribal areas): remaining 66,802 habitations to be covered.	Provide road connections to remaining 23,000 villages approximately with population of 1000 or 500 in case of hilly or tribal areas.
Electricity	To provide electricity to remaining 1, 25,000 villages and to 23 million households.	Provide electricity to remaining 40,000 villages approximately and connections to about 1.75 crore poor households.
Housing	To construct 0.6 crore houses	Provide additional 1.2 crore houses at the rate of 24 lakh houses each year to be built by funds allocated to the homeless through Panchayats.
Drinking Water	To provide drinking water to 55,067 uncovered habitations by 2009. All habitations with failed sources and water quality problems will be covered	Cover approximately 55 thousand uncovered habitations and provide safe drinking water to approximately 2.17 lakh villages affected by poor water quality.
Telephone Connectivity	To connect remaining 66,822 villages with telephone by 2007.	Increase rural tele-density to 40% and provide broadband connectivity and Bharat Nirman Seva Kendras to all 2.5 lakh Panchayats.

4.3.3 COMPONENTS WISE IMPLEMENTATION STATUS

4.3.3.1 The details of progress made in respect of various components of Bharat Nirman are given under different subject matter divisions dealing with them.

4.4 COMMUNICATION, INFORMATION TECHNOLOGY AND INFORMATION (CIT&I) DIVISION

The ICT sector is predominantly a service sector and has redefined service delivery and the way business houses and common man interact with Government. Rapid technological developments over the years have made it possible to provide

services on a single platform due to convergence. Communication, Information Technology and Information Division is concerned with the plans, programmes & policies relating to Telecommunications, Information Technology, Postal and Information & Broadcasting Sectors. The major activities of this Division during the year (April, 2014 – December, 2014) include examination of various policy issues, new programmes, and Mid Term Appraisal of the Twelfth Five Year Plan, besides maintenance of Planning Commission's web site and management of Soochna Dwar. An overview of the sector along with the activities undertaken during 2014-15 are as under:

I. TELECOMMUNICATIONS

4.4.1 Telecom sector is progressing at a steady pace with rural subscriber base reaching 398.68 million out of total 970.97 million telephone connections (both wireless and wire line) as on 31st December, 2014. Out of a total of 5,93,601 inhabited villages, 5,82,420 villages have been provided with Village Public Telephones (VPTs). The overall teledensity in the same period has reached 77.58 percent with urban teledensity clocking 148.06 percent and Rural teledensity 46.09 percent. Mobile phones are significantly emerging as a common man's device for accessing host of services at the click of a button.

4.4.2 The laying of National Optical Fiber Network (NOFN) connecting every Panchayat has been undertaken through USOF Fund, which will significantly increase the broadband connectivity. Survey work for all the 2, 50,000 Gram Panchayats (GPs) has been entrusted to 3 CPSUs viz. BSNL, PGCIL and RailTel and have completed the work in 80% of the GPs. Tri-partite MoUs for free Right of Way (RoW) have been signed with all states and UTs except Tamil Nadu and Lakshadweep. Idukki in Kerala has become the first rural broadband enabled district.

4.4.3 Inter-Ministerial Committee (IMC) for Auction of Spectrum in 2G Band: Representative of CIT&I Division, NITI Aayog (erstwhile Planning Commission) is one of the members of the IMC constituted by the Department of Telecom for auction of spectrum in 800, 900, 1800 and 2100 MHz bands.

4.4.4 During the year 2014-15 the following important projects/ schemes/ policy issues pertaining to Telecommunications sector were examined in the Division:

(i) Annual Plan proposals of the D/o Telecommunications for the year 2014-15.

(ii) Provision of mobile services in Left Wing Extremism (LWE) affected areas.

(iii) Laying of undersea cable for improving connectivity of Andaman & Nicobar Islands and Lakshadweep.

(iv) All Matters relating to spectrum management and allocation of spectrum in 2G- GSM/CDMA and 3G band, brought for the consideration of Telecom Commission and the Union Cabinet.

(v) Scheme for creation of National Optical Fiber Network (NOFN) for broadband connectivity to Panchayats – Revision of execution strategy, project execution period and phasing of the project and Revision of Project Cost.

II. POSTAL SECTOR

4.4.5 The core activity of the Department of Posts is processing, transmission and delivery of mails. The department has undertaken modernization of postal network through induction of technology to infuse speed, ease of doing business and thereby ensuring customer satisfaction. The Post Office Savings Bank acts as an instrument of financial inclusion by providing an avenue to the people to deposit their savings in various schemes. Its reach and service is unparalleled by any other banking agency in the country. The department has also introduced ATM system to give boost to the banking services.

4.4.6 During the year 2014-15 the CIT&I Division has been actively associated as a member of the Steering Committee of the Department of Posts for the implementation of IT modernization programme. The Department of Posts is also implementing a series of other programmes which include: Establishment of Automated Mail Processing Centers; Development of Road

Transport Network; Mail Network Optimization Project (MNOP); and upgradation of Speed Post Centre; and Strengthening of Rural Business & Access to Postal Network

III. ELECTRONICS & INFORMATION TECHNOLOGY

4.4.8 The Information and Communication Technology (ICT) is viewed both as a means and an end for development. The services sector, with around 57 per cent contribution to the gross domestic product (GDP), has emerged as the largest and fastest-growing sector of the Indian economy. Services like IT, Business process outsourcing and telecommunications, involving high technology and expertise, forms major component of the services sector.

4.4.9 Government of India has approved the National Policy on Information Technology, 2012. The principal objective of the Policy is to optimally leverage existing and evolving ICT infrastructure and capabilities to meet the growing need for high quality social sector services like education, health, skill development, welfare programmes, e-governance services, economic services and other societal needs like entertainment, communications, social media etc. The Policy also provides a comprehensive set of initiatives to revive the Electronics System Design and Manufacturing (ESDM) sector in the country.

4.4.10 National e-Governance Plan (NeGP) is one of the flagship scheme of the Department of Electronics and IT (Deit Y) with the objective to transform traditional processes and service delivery mechanisms and create citizen-centric environment, making interaction with the Government easier, effective and transparent. This is a multi-stakeholder programme, primarily focusing on making all government

services available to the citizens and businesses in electronic mode. Under the programme, a robust e-infrastructure is being created to facilitate deployment of ICT solutions by various Departments and State Governments. There are 31 Mission Mode Projects (MMPs) relating to Central and State Ministries/Departments which have already started providing access to various government services to the common man. Significant progress has been made in the implementation of the core infrastructure components and also in most of the Mission Mode Projects.

4.4.11 Government has also launched Digital India Programme with the objective to transform India into a connected knowledge economy. It is an Umbrella Programme covering many departments. Digital India Programme is coordinated by the Department of Electronics and IT and is being implemented by the entire government. The focus of Digital India is on making technology central to enabling change. It weaves together a large number of ideas and thoughts into a single, comprehensive vision so that each of them is seen as part of a larger goal. The Programme pulls together many existing schemes. These schemes will be restructured and re-focused and will be implemented in a synchronized manner. The common branding of programmes as Digital India, highlights their transformative impact.

4.4.12 Major policy issues/notes/schemes/projects examined in the IT Sector during the year 2014-15 are briefly as follows:

- (i) Annual Plan 2014-15 proposals of the Department of Electronics and Information Technology
- (ii) Inter-Ministerial Standing Committee (IMSC) software Technology Park.

- (iii) Steering Committee for Electronic Manufacturing Clusters (EMCs)
- (iv) Appraisal Committee of the Modified Special Incentive Package Scheme (M-SIPS)
- (v) Policy on Adoption of Open Source Software (OSS) for Government of India
- (vi) North East BPO Promotion Scheme (NEBPS) under Digital India Programme
- (vii) Establishment of National Centre of Excellence in Technology for Internal Security (NCETIS)
- (viii) Scheme of Mass IT Literacy to bridge digital divide for Grant-in-aid to voluntary Organizations
- (ix) Scheme for Financial Assistance to State/ UTs for Skill Development in ESDM Sector-Phase-II
- (x) Revised Cost Estimates (RCE) of R&D Infrastructure for C-DAC, Hyderabad
- (xi) Email Policy of Government of India and Policy on Acceptable Use of IT Resources of Government of India
- (xii) e-Kranti - National e-Governance Plan (NeGP) 2.0
- (xiii) Capacity Building Scheme Phase-II Under NeGP
- (xiv) Setting up of e-Governance Academy (NeGA)
- (xv) Electronic Development Fund (EDF) Policy
- (xvi) Amendments in Modified Special Incentive Package Scheme (M-SIPS)
- (xvii) Establishment of an extension centre of SAMEER Electromagnetic Environmental Effects (E) Lab at Visakhapatnam, Andhra Pradesh.
- (xviii) Information Security Education & Awareness (ISEA) project Phase-II
- (xix) Creation of National Information Infrastructure (NII)
- (xx) Establishment of Centre of Excellence for Large Area Flexible Electronics.
- (xxi) Setting up of Malware Analysis Centre
- (xxii) National Supercomputing Mission (NSM): Building Capacity and Capability to be jointly implemented by the Department of Science & Technology and DeitY.

IV INFORMATION & BROADCASTING (I&B)

4.4.13 Free flow of information to the citizens through the mass communication media is not only important but also necessary in a democratic society. The Ministry of Information & Broadcasting, through the mass communication media consisting of radio, television, films, press, publications, advertising and traditional mode of dance and drama plays a significant part in helping the people to have access to free flow of information including government programmes, beneficiary schemes and policies. It also caters to the dissemination of knowledge and entertainment to all sections of society.

4.4.14 Major policy issues/notes/schemes projects of Information and Broadcasting Sector examined by the CIT&I Division during the year 2014-15 are briefly as follows:

- (i) Annual Plan 2014-15 proposals of the Ministry of I&B
- (ii) Launch of Kissan Channel by Doordarshan
- (iii) Development, Communication & Dissemination of Filmic Content.
- (iv) Revised Cost estimates (RCE) for the Media Infrastructure Development Programme (MIDP)

OTHER ACTIVITIES OF THE CIT&I DIVISION SOOCHNA DWAR

4.4.15 The management of 'Soochna Dwar' is another responsibility of the CIT&I Division. The facility enables visiting media persons to browse the Internet for information. It also provides information and publications to public at large. The Division also maintains and updates the web sites of the NITI Aayog (erstwhile Planning Commission), and RTI online/offline. The upgraded version of 'Intra Yojana' (e-Office) module has been implemented for efficient and effective working within the organization.

INTERNAL INFORMATION SERVICE

4.4.16 The CIT&I Division also prepares a computerized Daily Digest of selected news items and providing Newspaper clippings of important items to the office of the Deputy Chairman, MOS, Members and other senior officials of the Planning Commission on daily basis.

4.5. DEVELOPMENT POLICY DIVISION

4.5.1 The Development Policy Division is primarily entrusted with the responsibility of preparing briefs, reviews, notes on various aspects of economic policy matters and dealing with subjects of food security, consumer affairs, pricing issues in agriculture and import/ export of essential commodities. The Division examines the recommendations on Minimum Support Prices (MSP) of various crops emanating from the Commission for Agricultural Costs and Prices (CACP) on the basis of references received from the Ministry of Agriculture. As the Nodal Division for the Ministry of Consumer Affairs, Food and Public Distribution, the Division examines the schemes of the Department of Food & Public Distribution (DFPD) and the Department of Consumer Affairs (DCA). Besides, this Division attends meetings of Monitoring Committees in respect of proposals

and activities of Bureau of Indian Standards (BIS), Committee on Sugar Development Fund (SDF), Buffer Stocking norms for central foodgrain stocks and issues relating to food & Targeted Public Distribution System (TPDS). The Division also represents the NITI (Erstwhile Planning Commission) in the meetings of the Inter-Ministerial Group (IMG) to suggest improvement in efficiency in the operations of Food Corporation of India (FCI).

4.5.2 During the year 2014-15, the following activities were performed in the Division:

- i. On the basis of references received from the Ministry of Agriculture,
- ii. The Division examined and provided comments on the recommendations of the CACP on the Price (i.e. Minimum Support Prices) and Non-price recommendations in respect of food grains (kharif and rabi), oilseeds, sugarcane, copra, jute, etc
- iii. The Division examined and conveyed the views of the NITI (Erstwhile Planning Commission) from time to time on the matters relating to National Food Security Act (NFSA) and Revisions of Buffer Norms in the Central pool stocks.
- iv. The Division examined the recommendations and formalised the views of NITI (Erstwhile Planning Commission) on the relevant agenda items received from various Ministries for the meetings of the Cabinet/ Cabinet Committee on Economic Affairs/ Cabinet Committee on Prices/ Empowered Group of Ministers covering areas such as TPDS, MSP of agricultural crops, policy with regard to sugar & pulses, import/ export of essential commodities, fixation of stock limits/ restrictions under Essential Commodities Act, inflation, consumer protection, National Food Security Act,

- Warehousing Corporation Amendment Bill, etc. Besides, the briefs of the respective Agenda Notes were prepared from time to time.
- v. The Division represented NITI (Erstwhile Planning Commission) on the Inter-Ministerial Committee to review the norms for calculation of economic cost of Food Corporation of India (FCI), as well as to suggest improvement in efficiency in the operations of FCI.
 - vi. The Division also reviewed the Draft Report of Evaluation Study on Efficacy of Minimum Support Prices (MSP) on Farmers prepared by Programme Evaluation Organisation (PEO), NITI (Erstwhile Planning Commission).
 - vii. The Division was involved in preparation of draft chapter on Rural Transformation for Mid-Term Appraisal Twelfth Five Year Plan Five Year Plan. It also provided inputs for Chapter on “Prices and Monetary Management” for Economic Survey 2013-14 and 2014-15.

4.6 HUMAN RESOURCE DEVELOPMENT DIVISION

4.6.1 The Human Resources Development (HRD) Division is concerned with all aspects of development and planning in the field of Education, Sports, Games and Youth Affairs and Culture. However, education related to agriculture and allied sectors, public health, and medical education are not the domain area of this Division.

4.6.2 The HRD Division covers (a) pre-primary, elementary, secondary, senior secondary, higher, technical and teacher education including teachers training; (b) formal and non-formal

education including adult literacy; and (c) special areas such as education for girls, education for children of Scheduled Castes, Scheduled Tribes, Minorities and Children with Special Needs.

4.6.3 The major development programmes which are dealt in the Division are Right to Free and Compulsory Elementary Education (RTE), Universal Access and Improvement of Quality Education at Secondary Stage, Universal Access to Quality and Information and Communication Technology (ICT) based higher education, Adult Education, Vocationalisation of Education, Teachers Education, Science Education, Physical Education, Scholarships, Languages Development, Book Promotion, Games and Sports, Youth Service Schemes, Cultural Institutions and their related activities.

4.6.4 During the year 2014-15, the Division has actively participated in the activities related to the continuation of Plan schemes. The Division also granted of ‘in-principle’ approvals and examination of Standing Finance Committee/ Expenditure Finance Committee/ Cabinet Committee on Economic Affairs (SFC/EFC/ CCEA) proposals in respect of the schemes of Department of School Education and Literacy, Department of Higher Education (both under MHRD), Department of Sports and Department of Youth Affairs (under M/o YAS) and Culture (under M/o Culture).

4.6.5 During the year, the officers of the Division participated in meetings for the review of programmes and policies organized by Ministry of HRD and institutions like National University of Educational Planning the Administration (NUEPA), National Council of Educational Research and Training (NCERT) and National Council for Teacher Education (NCTE). The officers also participated in Project Approval

Boards (PABs) of Sarva Shiksha Abhiyan (SSA), Mid-Day Meal Scheme (MDMS), Rashtriya Madhyamik Shiksha Abhiyan (RMSA), Model Schools and Teacher Education and facilitated finalization of State Plan. The Division examined the EFC memoranda/CCEA notes for 'Revision of Norms for SSA, MDM in Schools and SPQEM. The officers represented the then Planning Commission in meetings of sub-committees such as Technical Committee and Due Diligence Committee, meetings of Governing Body and Executive Council of National Council of Rural Institutes (NCRI), Technical Education Quality Improvement Programme (TEQIP), Governing body meetings of NCTE and National Literacy Mission Authority (Shakshar Bharat). The officers of the Division also participated in the meetings of the National Mission on Teachers and Teaching, working group meetings for 71st NSSO survey. The officers attended international conferences/Seminars like British Council Sponsored "Study visit (to UK) of Indian School Education Policy Makers in the Area of Evaluation and Inspection of Schools", "Leadership Programme in Higher Education" at Singapore and "Indian Higher Education issues in 3E's" in Brazil. The officers of the Division have also delivered lectures on 'Project Appraisal' to PSU Managers. The Division has provided important inputs for 29 datasets which have been uploaded on data portal website (data.gov.in) under National Data Sharing and Accessibility Policy (NDSAP-2012).

4.6.6 The Division took various initiatives on policy issues during the year including preparation of presentation to PMO on the progress of major flagship programmes viz. SSA and MDMS and prepared briefs and critiques for progress of elementary education, secondary education in left-wing extremism affected districts.

4.6.7 The Division also examined proposals of various State Governments/UTS for

modifications of State specific guide lines of Centrally Sponsored Schemes (CSSs) pertaining to Education Sector in consultation with MHRD. The Division also organized a meeting Pursuant to the announcement of Swachh Bharat Abhiyan with Ministry of Human Resource Development (MHRD), Ministry of Youth Affairs and Sports (MYAS), Ministry of Rural Development (MoRD), Ministry of Drinking Water Supplies (MoDWS), Ministry of Panchayati Raj (MoPR), Defence Research and Development Organization (DRDO), New Delhi Municipal Corporation (NDMC), Central Public Works Department (CPWD) under the Chairpersonship of Secretary Planning Commission and finalized the blueprint/Type Design of construction of new toilets and making all non-functional toilets functional in all elementary and secondary schools.

4.6.8 The Higher Education unit organized a series of Lectures, Presentations, and Seminars through Video Conferencing wherein many central institutions of national repute also participated. Besides, Lectures/Talks, Round Table Conferences, Workshops on various topics/issues like, Expanding Opportunities in Technical Education in India, Economic Model on Labour Volatility. The speakers invited on various topics were of international repute.

4.6.9 During the year, the draft guidelines for Rashtriya Uchchar Siksha Abhiyan (RUSA) were examined in the Higher Education (HE) unit and necessary inputs were given. Officers of the Division attended PAB meetings of RUSA for finalization of State Higher Education Plans (2014-15) and attended various other meetings like All India Survey on Higher Education (AISHE). Proposals for Annual Plan (2014-15) of the Department of Higher Education, Ministry of HRD were also examined in the Division.

4.6.10 Higher Education unit has also been working as an interface between National Institute of Labor Economic Research and Development (NILERD), formerly Institute of Applied Manpower Research (IAMR) and NITI (erstwhile Planning Commission). The various issues pertaining to recruitment of DGIAMR were resolved including preparation of Recruitment Rules for DG Post and pending court cases in Delhi High Court.

YOUTH AFFAIRS AND SPORTS

4.6.11 India is a nation of young people and blessed with the population of about 70 percent of persons below the age of 35 years. This “Demographic Dividend” is seen as offering a window of opportunity to accelerate the country’s rate of growth. To harness the “Yuva Shakti” in nation-building, various programmes/schemes are being implemented by the Ministry of Youth Affairs & Sports in line with Twelfth Five Year Plan. Twelfth Five Year Plan focus on problems related to adolescent and youth.

4.6.12 During the period 2014-15, officials of the Division attended SFC/EFC meetings and also the meetings of various councils of Ministry of Youth Affairs and Sports. Several proposals for SFC/EFC/CCEA like, Indian Institute Sports Science and Research (IISRR), Revision of Scheme for Special Award to Medal Winners in International Sports Events and their Coaches, Youth Hostel Scheme, Revision of National Service Scheme (NSS), Introduction of new Central Sector Scheme of National Young Leaders Programme have been examined in the Division and necessary comments/observations were made. The officers of the Division have attended Inter – Ministerial Group (IMG) meetings on Identification and Nurturing Sporting Talent in India (INSTALL), Governing Council Meeting of Rajiv Gandhi Khel Abhiyan/ Panchayat Yuva Krida Aur Khel

Abhiyan (RGKA/PYKKA) and other meetings of Department of Sports and Youth Affairs.

4.6.13 HRD Division prepared comments on the changes in the guidelines of CSS related to Sports and youth Affairs on the proposed suggestions received from States/UTs.

4.6.14 Proposals for Annual Plan for 2014-15 of the Department of Sports and Department of Youth Affairs, Ministry of Youth Affairs & Sports and ACA & SPA proposals received from NE States for sports infrastructure were, examined in the Division.

ARTS AND CULTURE:

4.6.15 India is a vast country having rich cultural heritage providing creative expression to thousands of communities that make India a contemporary society. With its rich cultural Traditional, India occupies an important place on the cultural map of the world. The expression of this rich cultural tradition by individuals and groups not only creates vibrant society but also proves livelihood to a large section of people which is contributing to the country’s economy. The varieties of cultural traditions and diverse historical legacies in different regions gives India a unique identity as a ‘nation’ in the world. The government with its network of institutions and grants-in-aid schemes has been supporting preservations, popularization and promotion of rich cultural heritage of the country. Different activities create a link between the past and present that lays foundation for future development of the country’s tangible and intangible cultural heritage. This is done through museums, archives, libraries, performing arts and also by organizing a variety of events and festivals.

4.6.16 Keeping in mind the plurality of tribes, belief systems and different languages across

the country the government has embarked on a systemic approach towards planning, administration and financing of the arts and cultural activities within the country as well as outside the country. With a view to promote cultural tourism, Ministry of Culture aims to educate, promote and train the public for participation in business like arts and culture by giving full support.

4.6.17 Some of the major schemes/projects/envisaged in the Twelfth Five Plan were approved by EFC/SFC/Cabinet for their implementation during 2014-15. Some revised/new proposals like Status of Unity, TV programming and other media Publicity on Art and Culture and ZCC have been approved by EFC/SFC during the year 2014-15.

4.7 ECONOMICS DIVISION

4.7.1 The Economics Division is responsible for the study of issues relating to India's foreign trade, balance of payments, foreign direct investments and international cooperation in the context of the planning process. The Division also coordinates with various Ministries and Organizations on various aspects relating to bilateral and multilateral economic cooperation including issues pertaining to bilateral and multilateral technical cooperation involving various international organizations such as World Bank (WB), International Monetary Fund (IMF), Asian Development Bank (ADB), United Nations Conference on Trade and Development (UNCTAD) and World Trade Organization (WTO) as well as regional arrangements such as Economic and Social Commission for Asia and the Pacific and South Asian Association for Regional Cooperation.

4.7.2 In addition to the above cited activities, the work relating to various Plan schemes of the

Department of Commerce such as Assistance to State for Infrastructure Development of Exports (ASIDE), Agricultural and Processed Food Products Export Development Authority (APEDA), Marine Products Export Development Authority (MPEDA), Export Credit Guarantee Corporation (ECGC), Market Access Initiative (MAI), National Export Insurance Agency (NEIA), Tea Board, Rubber Board, Coffee Board, Spices Board and other schemes are also being handled by Economics Division.

4.7.3 The Division also examined draft Cabinet Notes such as Model text for the Indian Bilateral Investment, Renewal of Long Term Agreement (LTA) for supply of the iron ore to Japan and South Korea through MMTC Ltd., Revised Cost Estimate of the Kaladan Multi-Nodal Transport Project in Myanmar. 5% incentive on exports of Skimmed Milk Powder (SMP) under Vishesh Krishi and Gram Udyog Yojana (VKGUY) and EFC proposals of Ministry of Overseas Indian Affairs and Department of Commerce.

4.7.4 The Division also organized meetings with National Planning Commission of Namibia and National Planning Authority Board and Management, Uganda. In addition, the Division has also represented in various Board, Council and Workshop relating to export promotion.

4.8 ENVIRONMENT & FORESTS DIVISION

4.8.1 The E & F Division is concerned with Plans, Programmes and Policies relating to Environment, Forest, Wildlife, Animal Welfare and Climate Change. It coordinates activities with the Ministry of Environment Forests & Climate Change (MoEF & CC).

4.8.2 During the Year 2014-15 the following activities were undertaken:

MONITORING AND APPRAISAL:

4.8.3 The Division has prepared a document on 'Sustainability' towards the Mid-Term Appraisal (MTA) of the Twelfth Five Year Plan.

4.8.4 The Division reviewed the performance of 14 Central Sector and 4 Centrally Sponsored Schemes under implementation by MoEF & CC during the period 2014-15. A New Scheme has been introduced under the Central Sector Scheme (CS) i.e. 'National Mission on Himalayan Studies' for which an amount of Rs.100.00 crore has been earmarked under DBS. The Centrally Sponsored Scheme 'National River Conservation Plan (NRCP) has been shifted from the Ministry of Environment, Forest & Climate Change to Ministry of Water Resource with effect from the year 2014-15.

4.8.5 The Division examined the progress of schemes with respect to environment and forest for Karbi Anglong and Dima Hasao districts of Assam, and the Nilgiris, Hill Areas Development Programme (HADP) – Tamil Nadu. E & F Division has examined the proposals in the light of development needs and better inclusive management of natural resources for hill people and supported the flow of financial resources to the target areas.

INCLUSIONS OF ENVIRONMENT SCIENCE UNDER INSPIRE SCHEME:

4.8.6 To strengthen the human resource development in environmental science and research, the E & F Division proposed to DST for inclusion of environmental science under the purview of Innovation and Science Pursuit for Inspired Research (INSPIRE). The scheme is being implemented by the Department of Science and Technology (DST) to build the required critical human resource pool for strengthening

and expanding the Science and Technology system and R&D base in the country.

SUSTAINABLE DEVELOPMENT GOALS (SDGS):

4.8.7 E&F Division has coordinated with MoEF&CC and MEA for refining the Sustainable Development Goals (SDGs) Post 2015 Development Agenda. The Division has compiled comments of different divisions of the erstwhile Planning Commission on the Sustainable Development Goals (SDGs) Post 2015 Development Agenda and prepared a framework for measuring the targets of 17 theme wise Sustainable Goals.

LOW CARBON STRATEGIES FOR INCLUSION GROWTH (LCGIG):

4.8.8 The erstwhile Planning Commission had set up an Expert Group under the Chairmanship of Dr.Kirit S Parikh, Former Member (Energy) to evolve Low Carbon Strategies for Inclusive Growth. The Expert Group evolved a Macro-Model for the Low Carbon Economy. The Expert Group submitted its Report on 30th April 2014 to the then Deputy Chairman, Planning Commission. The final Report has been disseminated to major stakeholders for the Specific Action Plan on the 12 target recommendations set out in the report. Highlights of the LCSIG were presented in the third meeting of the Executive Committee on Climate Change (ECCC) held on 14.11.2014 under the Chairmanship of Principal Secretary to Prime Minister.

FULFILMENT OF PARLIAMENT ASSURANCES:

4.8.9 The E & F Division has fulfilled four Parliament Assurances of Lok Sabha on receipt of the Final Report on Low Carbon Strategies for Inclusive Growth (LCSIG).

HIGH LEVEL COMMITTEE OF MOEF & CLIMATE CHANGE:

4.8.10 E&F Division constituted a Group of Advisers representing concerned subject matter and State Plans Division to prepare a comprehensive feedback/note to the High Level Committee (HLC) set up by the Ministry of Environment, Forest and Climate Change (MoEF & CC) to review five major Acts administered by the Ministry on 18th September, 2014. Senior Advisor, E&F Division represented the then Planning Commission in the first HLC meeting held on 22nd September, 2014 under the Chairmanship of Shri T.S.R. Subramanian.

OTHER INITIATIVES:

4.8.11 In addition to examination of various proposals being placed by Ministries to the Cabinet and Expenditure Finance Committee, new initiatives taken by the E&F Division during 2014-15 included as follows:

Commissioning of Studies under the Research and Study Scheme of Research

Division: E&F Division recommended the following study proposals for funding

- Sustainable Development Report for Indian States
- Construction of Environmental Performance Index (EPI)

ANNUAL ACTION PLAN:

4.8.12 The E&F Division had prepared an Annual Action Plan (2013-14) booklet incorporating broad objectives/programmes of E&F sector in the Twelfth Five Year Plan and Annual Plan 2013-14. The Booklet of Annual Action Plan is designed to serve as a quick tool for Monitoring and Evaluation of Plan schemes of Ministry of Environment and Forests with respect to 13 monitorable targets of Twelfth Five Year Plan, which includes 18 Schemes, 54 activities and 220 targets. This would act as a tool for constant

monitoring, feedback and corrective actions. It would act as a constant reminder to articulate our actions at different points of time of the year and prompt us on the tasks to be completed while still remaining focussed on achieving the plan targets. A web based portal was developed during the year to track achievements and targets of E&F section.

4.8.13 Inputs for Annual Plan(2014-15) proposal for the states of Assam, Bihar, Dadra Nagar Haveli, Daman & Diu, Gujarat, Haryana, Himachal Pradesh, Jharkhand, Jammu & Kashmir, Karnataka, Kerala, Lakshadweep, Madhya Pradesh, Maharashtra, Nagaland, Puducherry, Sikkim, Tripura, West Bengal were prepared.

4.9 FINANCIAL RESOURCES DIVISION

4.9.1 The Financial Resources Division is responsible for an assessment of financial resources for both the Central Plan as well as for the State and Union Territory Plans. Assessment of financial resources for the Central Sector Plan involves working out on the level of Gross Budgetary Support and evaluating Internal and Extra Budgetary Resources (IEBR) of Public Sector Enterprises. Aggregate Resources of States' and UTs' Plan consist of States Own Resources (which includes borrowings) and Central Assistance. During the period under review, the Financial Resources Division has taken up assessment of financial resources for the Annual Plan 2014-15 of the Centre, State and UTs. While formulating the Annual Plan for 2014-15, performance of Annual Plans for 2013-14 have been evaluated.

ANNUAL PLAN 2014-15: CENTRE

4.9.2 The Annual Plan Outlay of the Centre for 2014-15 was finalized at Rs. 484533 crore which includes budgetary support for Central Plan of Rs. 236592 crore and IEBR of Central Public Enterprises of Rs. 247941 crore. The financing pattern of the Central Plan is given in the Table 4.1

Table - 4.1
Scheme of financing GBS for Annual Plan of the Centre

(Rs. crore)

Sl. No.	Resources	2013-14 BE	2013-14 RE	2014-15 BE
1	Balance from Current Revenues (BCR) including External Grants	-23318	-77309	-19434
1a	External Grants	1456	3135	2405
2	Balance from Non-debt Capital receipts	36142	28302	63257
3	Fiscal Deficit	542499	524539	531177
4	Gross Budgetary Support to Plan (1+2+3)	555322	475532	575000
5	Assistance to States & UTs Plan	136254	119039	338408
	(% share in Total GBS)	24.54	25.03	58.85
6	Budgetary Support for Central Plan (4-5)	419068	356493	236592
	(% share in Total GBS)	75.46	74.97	41.15
7	IEBR to CPSEs	261055	257641	247941
8	Central Plan Outlay (6+7)	680123	614134	484533

Source: Budget 2014-15, Government of India

Note: The Centrally Sponsored Schemes, which were hitherto a part of Central Plan, have been restructured & reclassified as Central Assistance to State & UT Plans from 2014-15 BE.

Annual Plan 2014-15 (All States and UTs)

4.9.3. Aggregate Resources for the Annual Plan 2014-15 of all the States and UTs with legislature works out to Rs. 820840.17 crore. The structure of financing of the Plan is given in the Table-4.2:

Table-4.2
Aggregate Plan Resources of States and UTs (with Legislature)

(Rs. crore)

Sources of funding		2013-14	2014-15**
	AP	RE/LE	AP
States' Own Resources*	560619.11	394976.74	514634.81
(% share)	81.70	75.88	62.70
Central Assistance	125571.89	125518.05	306205.36
(% Share)	18.30	24.12	37.30
Aggregate Resources	686191.00	520494.79	820840.17

*Including Budgetary Borrowings, IEBR of PSE and Local Bodies. ** As the Annual Plans for Andhra Pradesh and Telangana have not been finalized, the 2014-15 AP does not include the data in respect of Andhra Pradesh and Telangana.

CENTRAL SECTOR SCHEME

Public Financial Management System (PFMS)

4.9.4 Public Financial Management System (PFMS), earlier known as Central Plan Schemes Monitoring System (CPSMS), is a Central Sector Scheme of NITI Aayog (erstwhile Planning Commission) started in April, 2008. It aims at establishing a suitable on-line Management Information System (MIS) and Decision Support System (DSS) for fund management of the Schemes of the Government of India. The system is envisaged to track the fund disbursement from Government of India under Schemes and ultimately report utilization under these Schemes at different levels of implementation in States/UTs on a real time basis. PFMS through its interface with banking networks, facilitates end-to-end beneficiary management and electronic payment system to the bank accounts/ Aadhar linked bank accounts of the beneficiaries and provides an online-real time MIS to various stakeholders.

In December, 2013, the Cabinet approved a total plan outlay of Rs 1080 crore for national roll out of PFMS over a period of 4 years (2013-14 to

2016-17). A four tier dedicated organizational structure for PFMS has been approved comprising Project Implementation Committee, Central Project Monitoring Unit (CPMU), State Project Monitoring Units (SPMUs) in all States and District Project Monitoring Units (DPMUs). The project cost includes the design, development and maintenance of IT infrastructure and solution, manpower, training, capacity building, change management and operation and maintenance. Phasing of Budget/Expenditure as approved by Cabinet is given below:

Table-4.3

Approved Plan Outlay for Public Financial Management System (PFMS)

Financial Year	Amount (Rs crore)
2013-14	116.21
2014-15	369.38
2015-16	295.20
2016-17	299.21
Total	1080.00

A summary of BE, RE, Expenditure for the Twelfth Five Year is given below:

Table-4.4

(Rs crore)

Financial Year	Budget Estimates	Revised Estimates	Final Expenditure	Savings
2012-13	180.00	40.60	24.20	155.80
2013-14	253.99	74.00	60.32	193.67
2014-15	369.57	176.57*	42.78 (upto November 2014)	

* proposed Revised Estimates

The application is integrated with COMPACT and e-Lekha, the core accounting applications and e-payment gateway of CGA thereby linking the financial and accounting data for comprehensive MIS and DSS. The PFMS-Bank interface extends to 88 banks (the initial figure

of 106 is reduced to 88 due to merger of RRBs) 26 PSUs, 7 PS and 55 RRBs, RBI and India Post, thereby bank balances/float and transactions details of implementing agencies receiving grants from Government is available on a real-time basis.

4.9.5 Achievements/New initiatives

- a. **PFMS has been fully implemented at Central level** in respect of all 98 Ministries/ Departments (Except for the Ministry of External Affairs, Department of Atomic Energy, Department of Space and Other Non-Civil Ministries). Sanction generation, bill generation and transfer of funds of Plan Schemes are through PFMS only. Complete MIS of sanctions, releases and allocations from Centre to States/UTs, implementing agencies and other recipients is available on PFMS.
- b. From 1st of November 2014 onwards, in phased manner, all plan and non-plan **Inter Government Adjustment Advices (IGAA) to RBI** are being digitally signed by the PAO/ Pr.AO of the Ministries and routed online through PFMS. This is facilitating online-real time transfer of funds from Central Ministries/ Departments to State and UT Governments along with real time Advice reports from RBI. As on date 2247 advices amounting to Rs.44391.62 crore have been issued by 12 Ministries.
- c. For **monitoring the funds devolved to Consolidated Fund of States** and UTs with legislature and obtaining real time expenditure information for schemes for which funds are transferred from the Central Ministries, **an interface for sharing data with State Treasuries and State AGs has been developed** in PFMS.
- d. The work on linking of State Treasuries with the PFMS has been completed in respect of 6 States i.e. Bihar, Madhya Pradesh, Mizoram, Punjab, Kerala and Odisha where transactions level data is being captured. The process has been initiated in other 18 States/ UTs. Of these 18 States/UTs, all Master Data has been captured in respect of 15 States and Master Data being captured partially for 3 States. The process is yet to be started in 12 States/UTs.
- e. PFMS is serving as a payment gateway/ platform for e-payment to beneficiaries for the scheme notified by the Government for **Direct Benefit Transfer in 121 districts of the country**.
- f. The system is configured to make e-payment to ASHAs (scheme under National Health Mission) using Digital Signature, Corporate Internet Banking (CINB) and Payment Print Advice.
- g. **15, 26,238 agencies are now registered** on PFMS.
- h. PFMS is capable to provide facility to generate/ submit utilization certificate online.
- i. Pilot for integration with an accounting software for National Health Mission has been successfully tested and is in final stage.
- j. A scholarship system has been designed by PFMS based on the requirements collected from various Ministries. The system has been extensively used by authorized PAOs/ Implementing Agencies for the payment of scholarships. The major features covered by the system are registration of beneficiaries at any stage (fresh/ renewal/ migration to other/higher scholarships) during the scholar academic life cycle, facility of online verification/confirmation of students' continuity for receiving scholarship, de-duplication using Aadhaar, bank account, name, date of birth and other academic parameters, finally e-payment to students.

4.9.6 Funds Management & reports for monitoring

To reap benefits of PFMS, it is imperative to get all the recipient agencies along with their bank accounts registered on PFMS. Once agencies are approved by the funding agency the user gets a login ID and PW on his/her email. Using that ID and PW, he can create users and then start using the system for funds transfer to lower level agencies, releasing advances to vendors/suppliers, etc. and filing day-to-day expenditure on the system. The system provides facility to receive funds from states and other granting institutions as also the facility to make direct benefit transfer/ E-payment to beneficiaries and vendors. A Financial Management Report (component-wise/ activities-wise FMR) is available on the system to the extent of transactions recorded by the users, in addition to a number of reports for monitoring across the scheme hierarchy.

4.10 HEALTH AND FAMILY WELFARE DIVISION

4.10.1 It is an accepted axiom that health sector reforms are fundamental to the sustained economic and social advancement of a nation. To raise the level of health of the country and promote the physical and mental well-being of the people, a minimal level of health care needs to be assured to the population, irrespective of the socio-economic diversity spanning the country. Better access to and utilization of health, family welfare and nutrition services have been the core elements of the development strategy as orchestrated through various Plans.

4.10.2 Government initiatives made over the last six decades in the public health sector have brought forth considerable achievements in the health standards of the country in terms of

eradication of smallpox and guinea worm from the country and eradication of poliomyelitis since last three years. Health indicators, while recording improvements over time, point to alarmingly high rates of malnutrition especially among women and children. Infant and maternal mortality are good indicators to show how well nations are doing in protecting their most vulnerable members. Both infant and child mortality have continued their declining trend, yet remain at high levels in India as compared to global trends. An unacceptably high proportion of the population continues to suffer and die from new diseases, which are emerging, apart from continuing and new threats posed by the existing ones.

4.10.3 The country is at the crossroads of rising costs of health care and growing expectations of the people. The challenge of quality healthcare services in remote and rural regions has to be urgently met. Given the magnitude of the problem, Twelfth Five Year Plan had stressed upon transforming public health care into an accountable, accessible and affordable system of quality services. The Twelfth Plan seeks to strengthen initiatives taken in the Eleventh Plan to expand the reach of health care and work towards the long term objective of establishing a system of Universal Health Coverage (UHC) in the country.

RESPONSIBILITIES OF THE DIVISION:

- Evolving policy and strategy guidelines pertaining to Health & Family Welfare, AYUSH and Nutrition, with a special reference to the flagship programme, the National Rural Health Mission (NRHM).
- Monitoring trends in the health sector viz., epidemiological, demographic, social and managerial challenges.

- Examining current policies, strategies and programmes in health & family welfare and nutrition, both in the State and in the Central sector and suggesting appropriate modifications /mid-course corrections.
- Suggesting methods for improving efficiency and quality of services.
- Evolving priorities for basic, clinical and operational research essential for improving health status of population/and achieving rapid population stabilization.
- Looking into inter-sectoral issues and evolving appropriate policies and strategies for convergence of services so that the population benefits optimally from on-going programmes.
- Drawing up short, medium and long term perspectives and goals for each of these sectors.

In addition, the Division represents the NITI Aayog (erstwhile Planning Commission) in:

- Various committees of Department of Health & Family Welfare, Department of AYUSH, Department of Health Research, Department of NACO and Ministry of Women & Child Development.
- EFC/SFC pertaining to Department of Health & Family Welfare, Department of AYUSH, Department of Health Research, Department of NACO and Ministry of Women & Child Development.
- Scientific Advisory Groups of Indian Council of Medical Research, National Institute of Health & Family Welfare, Public Health Foundation of India, etc.
- Adviser (Health) is one of the members of the Steering Committee constituted by Ministry

of Health & Family Welfare for formulation of New Health Policy.

Besides, Expert Panels are set up from time to time to advise the NITI Aayog (erstwhile Planning Commission) on the priorities and targets in the Plans and Programmes related to Health, FW and Nutrition, the resources including manpower and material required, the training programmes to be initiated, standards of construction and equipment for health facilities and the development of health research.

PRIORITIES FOR HEALTH IN THE TWELFTH PLAN

FINANCING:

- Funding is an instrument of incentive and reform. The Twelfth Five Year Plan promotes enhanced funding with flexibility in central funding to incentivize the States to expand their health budgets appropriately.

NATIONAL HEALTH MISSION:

- Paradigm shift towards building a holistic health-systems-approach.
- National Rural Health Mission expanded it into a comprehensive National Health Mission ensuring the principle of universal coverage, achieving quality standards, continuum of care, effective governance structures and decentralized Planning.
- Convergence and coordinated delivery of services within and across sectors.
- Promotion of essential, generic medicines, and make these universally available free of cost to all patients in public facilities. A National List of Essential Medicines to be made operational with the introduction of Standard Treatment Guidelines, including for AYUSH.

REGULATION:

- Focus on Public Health through a dedicated Public Health cadre backed by appropriate regulation at the state level. Enact and enforce Public Health Act. Effective Regulation of Health, Medical Practice, Drugs and Food. Extend and enforce Central Clinical Establishment Act.

HUMAN RESOURCE:

- Develop Human Resource for Health by improving the current availability of health personnel in the country which is below the minimum requirement of 250 per lakh of population to 500 health workers per lakh population by the end of Thirteenth Plan and the improving the ratio of doctors to nurses from 1:1.6 in 2012 to 1:2.8 in 2017 and reach 1:3 in 2022.
- Expand medical education in States which are at present under-served by converting district hospitals to teaching institutions.

HEALTH INFORMATION SYSTEMS:

- Build a Health Information System by networking of all health service providers for evidence based decision making, disease profile to be based on established state level disease surveillance systems, universal registration of births and deaths to give accurate picture of health of the population.

UNIVERSAL HEALTH COVERAGE (UHC):

- The strategies of Twelfth Five Year Plan include strengthening the initiatives taken in the Eleventh Five Year Plan to expand the reach of healthcare and a system of Universal Health Coverage in the country. To achieve the long term objective of establishing the Universal Health Coverage in India,

UHC Pilots are to provide universal access to an essential health package through a combination of public facilities of the area after being suitably strengthened, empowered and networked with private facilities. As per the recommendation of XII Plan, action has been initiated for the implementation of the UHC pilots. 26 districts have been identified for UHC pilots with the package of 20 essential health services by the 19 States.

ANNUAL PLAN OUTLAY OF MINISTRY OF H&FW

4.10.7 The Annual Plan outlay of Ministry of Health and Family Welfare for 2014-15 is Rs. 34225 crore which is 32% higher than the RE of Rs. 25990 crore for 2013-14. The Department wise break up is in the table 4.5

Table-4.5

Annual Plan (2014-15) outlay of Ministry of H&FW

S. No.	Name of the Department	BE 2014-15 (Rs. in crore)
1.	Health & Family Welfare	30645
	i) National Health Mission	21912
	ii) Non NHM	8733
2.	AYUSH	1069
3.	AIDS Control*	1785
4.	Health Research	726

* Deptt of AIDS Control has been merged with Deptt. of Health & Family Welfare

- Outlay for National Health Mission is allocated funds upto 71.5% of the total allocation made to the Deptt. of H&FW.
- Consequent to the restructuring of CSS, Ministry of H&FW has been sanctioned three umbrella CSS i.e. 1. National Health Mission (NHM) 2. Human Resources in

Health & Medical Education (HRH&ME)
3. National AYUSH Mission (NAM) for the Twelfth Five Year Plan.

ROLE OF THE HEALTH DIVISION RELATED TO PLAN SCHEMES:

4.10.8 Ongoing review continued throughout the year & related to continuing Plan schemes, viz, granting of 'in principle' approval and examining the Standing Finance Committee (SFC)/ Expenditure Finance Committee (EFC)/ Cabinet Committee on Economic Affairs (CCEA) proposals in respect of the schemes of the Department of Health and Family Welfare, Department of AYUSH, Department of Health Research and Department of NACO.

4.10.9 The number of proposals scrutinized by the Health and Family Welfare Division of NITI Aayog (erstwhile Planning Commission) and comments offered during 2014-15 (upto January 2015) is summarised as under:

Table-4.6

Department	Cabinet Notes	EFC	SFC	Others
Department of Health and Family Welfare	8	12	6	56
Department of AYUSH	4	3	1	1
Department of Health Research	4	-	1	2
Total	16	15	8	59

4.11 HOUSING AND URBAN AFFAIRS DIVISION

4.11.1 Cities in India are emerging as the country's engines of economic growth. As per an estimate, Urban India accounted for 62-63% of the country's GDP in 2009-10. The Census of India, 2011, shows that India's urban population

has grown from 290 million in 2001 to 377 million in 2011; accounting for over 31% of the country's population. The number of towns increased from 5161 in 2001 to 7935 in 2011. This rapid urbanisation has shown significant positive linkages with economic growth. The growth in urban areas also creates opportunities for the rural economy and helps improve its productivity, especially in rural areas adjacent to urban centres.

4.11.2 Housing and Urban Affairs (HUA) Division has the responsibility of planning, coordination, formulation, processing, examination, analysis, monitoring etc. of Schemes/Programmes implemented by Ministries of Urban Development (MoUD) and Housing & Urban Poverty Alleviation (HUPA). The broad sector comprises Social Housing, Urban Development, Urban Transport, Urban Poverty Alleviation, Up-gradation of Slums, etc.

MAJOR SCHEMES RUNNING SINCE ELEVENTH PLAN

Jawaharlal Nehru Urban Renewal Mission (JNNURM) & Rajiv Awaas Yojana (RAY)

4.11.3 JNNURM, launched on December 3, 2005 for 7 year has been extended up to 31st March, 2014 for completion of projects sanctioned till March, 2012. The Mission seeks to achieve the objective of integrated development of 65 mission cities, comprising mega cities, million plus cities and other cities of historical/cultural importance or State capitals. As a large number of projects were incomplete by March 2012, the window for releasing instalments for these projects was extended till March 2014. In addition, the Ministry undertook projects in critical areas in the transition phase of the programme which started in the fiscal year 2013-14. A major stress in the transition phase was on public transport. Meanwhile the Ministry of Housing and Urban Poverty Alleviation which was implementing

BSUP and IHSDP components of JNNURM merged them with Rajiv Awaas Yojana which was the major intervention for rehabilitation of slums and encouragement of affordable housing projects.

4.11.4 The progress under the programmes are as under:

- **BSUP & IHSDP:** Under the BSUP & IHSDP 1518 projects at total project cost of Rs.32148 crore were approved. Of which Central Share Committed Rs.17270 crore. Under the programme, 12.12 lakh Dwelling Units have been approved. Construction of 9.16 lakh Dwelling Units has been completed and 3.22 lakhs Dwelling Units are under progress.
- **UIG:** Under UIG components of JNNURM, a total of 599 proposals have been approved with a total project cost of Rs.64883 crore of which total ACA committed is Rs.30144 crore and ACA released is Rs.21742 crore. A total no. of 233 of projects has been completed under the programme.
- **UIDSSMT:** Under UIDSSMT components of JNNURM, total 1148 no. of projects have been approved with a total approved project cost of Rs.26817 crore of which total ACA committed is Rs.21616 crore and ACA released is Rs.12730 crore. A total no. of 453 of projects has been completed under the programme.
- **Water supply & sanitation Projects under JNNURM:** Total 430 no. of projects have been sanctioned for Water and sanitation which includes 189 Water Supply projects, 122 Sewerage Projects, 76 drainage projects and 46 Solid Waste Management projects. Total ACA Committed for these projects

were Rs. 42506 crore of which Rs. 28443 crore has been released so far. This indicates that roughly 50% of central assistance has been in this sector under JNNURM.

4.11.5 Rajiv Awaas Yojana : To supplement the efforts under JNNURM for rehabilitation of slums, a pilot phase of Rajiv Awas Yojana has been launched in June 2011 in two phases; the preparatory phase for a period of two years which ended in June 2013 and later the implementation phase of RAY was approved as a Centrally Sponsored Scheme on 3.9.2013 for the period of 2013-2022. Under RAY, so far 262 projects sanctioned with a total project cost of Rs.10218 crore of which total ACA committed is Rs.4977 crore and ACA released is Rs.1964 crore. A total no. of 1.94 Dwelling Units have been sanctioned of which of 7730 Dwelling units have been completed. In the year under report, the scheme was restructured, mainly to

NEW VISION/LAUNCHING OF NEW SCHEMES:

(I) HOUSING FOR ALL

4.11.6 The Government endeavours to ensure pucca housing for every family by the 75th year of Independence (2022). It also aims to provide these houses with basic amenities: water, sanitation, electricity, broadband etc. These, perhaps are among the most ambitious pronouncements, given the extent of deficit of housing in India and limited access to basic services by poor.

4.11.7 Rajiv Awaas Yojana (RAY) was launched under which assistance to States were given for rehabilitation of slums. In its pilot phase, the scheme mandated providing of 'property rights' to slum dweller within one year of grant of central assistance. The scheme which had failed to evoke good response in its pilot phase received some

traction when the reforms were delinked from 80% of the central assistance. It is important to realise that strategy of providing budget funded is unsustainable due to budgetary constraint as well as capacity constraint.

4.11.8 Sardar Patel National Mission for Urban Housing: In view of above, the Government recently approved this scheme with a focus on a) Rehabilitation of existing slum dwellers using land as resources through participation of private developers, in situ, wherever possible and in unavoidable cases by relocation; b) Promotion of affordable housing through credit linked subsidy; c) Affordable Housing in partnership and d) Subsidy for beneficiary led individual house construction or enhancement.

(II) SWACHH BHARAT MISSION

4.11.9 The Swachh Bharat Mission (SBM), a joint Mission of the Ministry of Urban Development and the Ministry of Drinking Water and Sanitation, emanates from the vision of the Government articulated in the President's address to the Joint Session of the Parliament on 9th June, 2014. Govt. of India launched Swachh Bharat Mission (SBM) on 2nd October, 2014, with a target to make the country clean by 2nd October, 2019.

4.11.10 The Mission would be implemented as a Centrally Sponsored Scheme (CSS) with an aim to provide 100% sanitation including toilet facilities to the urban population of the country. The implementation of schemes under SBM may provide the toilet facilities to the urban population including slum areas who do not access to the toilet facility and municipal solid waste management in urban areas. The cost of implementation of the Swachh Bharat Mission has been estimated at Rs.62,009 crore.

The Government of India share amounts to Rs.14,623 crore. An amount of Rs.4874 crore shall be contributed by the States as the State/ULB share. The gap in financing in components for household toilets, community toilets, public toilets and solid waste management projects to the tune of Rs. 42,512 crore could be met by the beneficiary contribution, private funding, funds with private companies under Corporate Social Responsibility (CSR) and the Swachh Bharat Kosh of the Ministry of Finance. Ministry has already requested the State Governments to prepare an action plan for achieving the target of SBM within 5 years period.

(III) SMART CITIES INITIATIVES

4.11.11 The Smart Cities Mission intends to make national priorities, such as the Swachh Bharat Mission and Digital India, a reality. The specific priorities are to have clean air according to norms, move towards zero discharge of solid and liquid waste, make streets litter free, involve citizens in policy-making and execution, generate jobs, expand the identified core economic activity(ies) of the city, make the city prepare for floods and extreme weather, reduce and eliminate poverty, make basic services available to all especially the poor and disadvantaged, create recreation spaces and parks, realign processes so that citizens get timely municipal services through complete disintermediation, and promote good governance in general and mobile governance in particular. An amount of Rs.750 crore has been kept for the scheme of 100 Smart cities.

4.11.12 Another initiative which has been taken under Urban Sector is special project of "National Heritage City Development and Augmentation Yojana (HRIDAY)" for the heritage city, the same has been launched.

NATIONAL URBAN LIVELIHOOD MISSION (NULM)

4.11.13 Ministry of Housing and Urban Poverty Alleviation has launched National Urban Livelihood Mission (NULM) for Twelfth Five Year Plan by recasting SJSRY on 24.9.2013. The main objective of NULM is to reduce poverty and vulnerability of the urban poor households by enabling them to access gainful self-employment

and skilled wage employment opportunities, resulting in an appreciable improvement in their livelihoods on a sustainable basis, through building strong grassroots level institutions of the poor. The mission would aim at providing shelter equipped with essential services to the urban homeless in a phased manner.

The physical performance under NULM Scheme for the year 2014-2015 is as under:-

Name of the Components	Targets	Achievement*
Number of Persons imparted skill training	5.00 Lakh	47,922
Placement of skill trained persons	2.50 Lakh	10,958
Number of beneficiaries assisted for setting up individual & Group micro- enterprise	60,000	4,957
Number of Self Help Groups (SHGs) formed	40,000	9,948
No. of SHGs for Revolving Fund (RF)	30,000	2,307
*Monthly Progress Reports (MPRs) received from the 5 States only for the month ending November, 2014 from the State/UT Government.		

URBAN MOBILITY

4.11.14 A major task of the erstwhile Planning Commission has been to examine, appraise and recommend projects to improved urban mobility. It has been emphasizing the issue of improving urban mobility through creation of efficient and affordable public transport, as a key to efficient urbanization besides freeing our cities from traffic related chaos and resultant pollution. Public transport also allows the citizens, especially women and urban poor to participate more efficiently in urban labour market. Besides

improving the quality of life due to reduced commute time and cleaner environment, affordable public transport is important for improving the labour market outcomes in a city. Progress in this regard are broadly as follows:

4.11.15 Expansion of Metro rail projects: Urban rails are capital intensive. Hence the 12th plan recommended specific set of criteria for opting for such projects should a city desire though it also recommended that feasibility of other less capital options must be considered. The status of metro rails are given in table below:

Sr. No.	City	Population as per 2011 census	Metro Rail Project Status
1	Mumbai UA	18,414,288	3 projects under implementation, 2 in PPP, 1 in Govt sector. 1 PPP project recently went under operation.
2	Delhi UA	16,314,838	Operational. Phase-III- under implementation + expansion in NCR under implementation.
3	Kolkata UA	14,112,536	Under implementation. Project hit major roadblock.
4	Chennai UA	8,696,010	Under implementation+ there is demand for extension.
5	Bangalore UA	8,499,399	Phase-I partially operational. A large phase-II sanctioned.
6	Hyderabad UA	7,749,334	Under implementation (PPP). Project financing is getting contentious.
7	Ahmadabad UA	6,352,254	Under implementation
8	Pune UA	5,049,968	Proposal under consideration
10	Jaipur (M Corp.)	3,073,350	Phase-I under implementation
12	Lucknow UA	2,901,474	Proposal under consideration
13	Nagpur UA	2,497,777	Under Implementation
14	Ghaziabad UA	2,358,525	Covered under DMRC Phase-II
17	Kochi UA	2,117,990	Under implementation + demanded sanction of extension
Ludhiana with 1.6 million population proposes metro but it is too small for the project.			

4.11.16 Hyderabad and Mumbai Line I & II, are PPP projects. Others have been developed in public sector where Centre and States make a Special Purpose Vehicle (SPV) on 50:50 basis where their equity covers around 30% of the total project cost. Roughly 45-50% of the cost is met by loan from Japan International Corporation Agency. The balance funding is met by subordinate debt, property development on project land etc. There has been rapid extension of metro rail under 12th plan which has exceeded the allocation of Rs. 47,000 cr for metro rail, made in the 12th plan forcing GoI to go slow on expansion of metro unless PPP model is used or budgetary allocation is increased.

4.11.17 Bus Funding: Notable success was achieved under the 11th plan in expanding public transport through city bus services. In the 11th plan under JNNURM, 15,000 buses were purchased which strengthened existing city bus services in large cities and opened bus

service in 34 cities. In 12th plan, this policy has continued and about 10,000 buses have been sanctioned. However, O&M of these buses have been a challenge especially as in many cities there is reluctance to rationalize bus tariff on one hand and lack of provision of O&M expenditure to ULBs on the other. There is a huge opportunity in using PPP here as GoI assistance may be securitized to lend comfort to investors.

OTHER ACTIVITIES

4.11.18 HUA Division also received many requests from the State Governments for providing financial assistance for Kumbh Mela and other events of national/international importance. These included (i) Kumbh Mela (2016), at Ujjain, M.P.; (ii) Kumbh Mela (2015-16) at Nashik and Trimakeshwar, Maharashtra (iii) 350th Birth Anniversary of Guru Govind Singhji at Takhat Sri Harmindirji, Patna Sahib, (2016-17) Patna, Bihar; (iv) Nabakalebara Ceremony (2015) in Jagannath Temple, Puri, Odisha; (v) Proposal of Govt. of

Andhra Pradesh for Godavari Pushkaram (2015); (vi) Govt. of Telangana for Godavari Pushkaram and (vii) Ardh Kumbh Mela (2016) at Haridwar, Uttarakhand. In this regard, Inter-Ministerial Committee (IMC) was constituted under the chairpersonship of the Secretary, the then Planning Commission. Later, in view of altered mandate on allocation of resources, NITI Aayog has sent the recommendation to D/o Expenditure to provide assistance for the above mentioned special events of National importance. An amount of Rs.450 crore has been released by D/o Expenditure for six States viz. Madhya Pradesh (Rs. 100 crore); Maharashtra (Rs. 100 crore); Andhra Pradesh (Rs. 100 crore); Bihar (Rs. 50 crore); Odisha (Rs. 50 crore) and Telangana (Rs. 50 crore). However, no funds has been released to Government of Uttarakhand. HUA Division also dealt with PMO references, Parliament Questions, High Court Orders etc.

4.12 INDUSTRY DIVISION

4.12.1 Industry Division is a Nodal Division for the following Ministries/Departments:

1. Department of Industrial Policy and Promotion
2. Ministry of Textiles
3. Department of Fertilizers
4. Department of Chemicals and Petrochemicals
5. Department of Heavy Industries
6. Department of Public Enterprises
7. Ministry of Corporate Affairs
8. Ministry of Steel
9. Department of Pharmaceuticals
10. Ministry of Micro, Small & Medium Enterprises
11. Department of Disinvestment

4.12.2 In addition, the Division deals with the industry components of the Plan Schemes in

respect of the following Ministries/Department:

- Deptt. of Biotechnology
- Deptt. of Atom Energy
- Deptt. of Scientific and Industrial Research
- Ministry of Shipping
- Ministry of Petroleum and Natural Gas

4.12.3 The Division was involved in finalizing the schematic Annual Plan outlay for the year 2014-15 for the above Ministries/ Departments. Investment proposals/ schemes for EFC/PIB/SFC were scrutinized/ examined from techno economic angle and comments were given for incorporation in the respective Notes. Views of NITI Aayog (erstwhile Planning Commission) were communicated on policy related matters and disinvestment proposals. Revival and restructuring proposals of Central Public Sector undertakings (CPSUs) were scrutinized/ examined and comments were given on draft CCEA Notes. Notes for Cabinet/CCEA/CoS on various other issues were examined in the Division.

4.12.4 Adviser (Industry) represents NITI Aayog (erstwhile Planning Commission) in an Inter-Ministerial Committees (IMCs) constituted on Nutrient Based Subsidy (NBS) Policy on P&K fertilizer and other subsidy issues by the Department of Fertilizer, and IMCs constituted by Department of Industrial Policy and Promotion. The Division actively participates in the Development Councils constituted by different Ministries/ Departments. The Division also provides support to Trustee on Board of Trustees of DMIC Project Implementation Trust from Planning Commission. All policy issues regarding CPSUs emanating from Department of Public Enterprises and representation in Apex Committee for conferment of Maharatna/ Navratna status is also dealt by the Division.

4.12.5 The Industry Division represented NITI Aayog in Programme Approval Committees of the various Ministries/Departments of Industry and VSE sectors. Officers attended meetings organized by the different Ministries/Departments and National Manufacturing Competitiveness Council (NMCC) on issues related to different sectors in manufacturing.

4.12.6 In the current year two important studies namely 'Survey on Business Regulatory Environment for Manufacturing - State Level Assessment' and 'Access to Affordable Medicines and Healthcare and the Role of Pharmaceuticals Industry' were completed. A workshop on 'Improving Access to Finance: Role of MSME Rating' with participation of representatives from RBI, senior executives of Banks, National Small Industries Corporation (NSIC) and Credit Rating Agencies was organized in February, 2014 under the chairmanship of Member (Industry).

4.12.7 A 'Workshop on Handlooms on 20th February, 2015 was organized by NITI Aayog to deliberate on the need for a comprehensive Handloom Policy and other issues with representatives of the State Government and Ministry of Textiles.

4.12.8 Important Schemes/Programmes under the purview of Industry Division are:

- (i) National Automotive Testing and R&D Infrastructure Project (NATRIP)-Testing facility for automobiles.
- (ii) Enhancement of Global Competitiveness of Indian Capital Goods Sector
- (iii) Assam Gas Cracker Project.
- (iv) Restructuring/Disinvestment of CPSEs.
- (v) Modified Industrial Infrastructure Upgradation Scheme.
- (vi) Indian Leather Development Programme.
- (vii) Delhi-Mumbai Industrial Corridor Project.

(viii) Technology Upgradation Fund Scheme (Textiles).

(ix) Scheme for Integrated Textiles Park.

(x) Integrated Skill Development Scheme.

(xi) Technical Textiles.

(xii) Jan Aushadhi Scheme.

4.13 LABOUR, EMPLOYMENT AND MAN-POWER DIVISION (LEM Division)

MAIN FUNCTIONS

- The LEM Division primarily deals with matters relating to employment and skill development, including framing of strategies and policies. The Division also examines schemes/ programmes and issues concerning social security measures, child labour, occupational safety & health, rights of workers and legislative matters on these subjects. Issues/ conventions related to the International Labour Organisation (ILO) are also dealt with by the Division.
- Estimates of labour force, work force, employment and unemployment in the country are integral part of the planning exercise. Estimates are made on the basis of NSSO surveys and on the basis of these surveys and other assumptions, employment projections are made. The LEM Division is responsible for assessment of employment and unemployment trends in the country for the Five Year Plans.

SKILL DEVELOPMENT

- Under the new government, a Department of Skill Development and Entrepreneurship has been set up with the mandate for coordination with all concerned for evolving an appropriate skill development framework, removal of disconnect between the demand

for and supply of skilled manpower through vocational and technical training, mapping of existing skills, industry-institute linkage, promoting Public Private Partnerships and expansion of youth entrepreneurship education and capacity. Earlier, the National Skill Development Agency (NSDA) was set up for a focussed approach to skill development in the country. The National Skill Development Corporation (NSDC) continues to operate for catalysing private sector initiatives in skill development including funding training partners and setting up of Sector Skill Councils (SSCs). Both the NSDA and NSDC are part of the new department.

OTHER MAJOR ACTIVITIES

- The LEM Division has prepared the draft chapter for the Mid Term Appraisal of the Twelfth Five Year Plan on Employment.
- Officers of the LEM Division participated in the meetings of the National Skills Qualification Committee for implementation of the National Skills Qualifications Framework (NSQF); meetings of the Governing Body of the National Skill Development Agency; Appraisal Committee for setting up Model Career Centres under the Ministry of Labour & Employment.
- The LEM Division had entered into a partnership with the International Labour Organisation (ILO) to carry forward the Decent Work debate and during the year, two seminars, namely, “Feasibility of Social Protection Floor in India” and “Towards more effective labour market regulations in India” were held under the aegis of ILO. The LEM division examined various EFC/SFC and prepared draft cabinet notes. During the year 2014-15.

4.13.1 NATIONAL INSTITUTE OF LABOUR ECONOMICS RESEARCH AND DEVELOPMENT (Formerly Institute of Applied Manpower Research)

4.13.1.1 National Institute of Labour Economics Research and Development [Formerly Institute of Applied Manpower Research (IAMR)] is an autonomous Institution under the NITI Aayog, Government of India. The primary objectives of the Institute include research, education & training and consultancy in all aspects of human capital planning and human resource development. HRD Division functions as a nodal division in the NITI Aayog for the administrative control and guidance of the National Institute of Labour Economics Research and Development.

4.13.1.2 The Institute undertakes a wide spectrum of research/ evaluation studies and information service activities. Its multi-disciplinary expertise is reflected from the wide array of research activities which has significant implications in the academic sphere as well as in the national and international policy forum. Some of the recent studies undertaken at the Institute include: Vocational Training and Training Reforms in India; Employment and Growth Prospects of MSMEs; Low female employment in a period of high growth; Review of Labour Laws; Human Development Indices; Identifying high growth sectors with greater employment opportunities; Krishi Vigyan Kendras; Social Protection, and so on. The studies have been commissioned by various Government Departments, multilateral organizations, industry associations, etc. During 2014-15, the Institute was also awarded a major study, namely “Supporting Human Capital Development in Meghalaya” by the Government of Meghalaya, which is funded by the Asian Development Bank.

4.13.1.3 The Institute offers various International

Programmes such as the Masters' Degree in Human Resource Planning and Development in affiliation with Guru Gobind Singh Indraprastha University (established by Government of NCT of Delhi); International Advanced Diploma in Human Resource Planning and Development; Diploma in Monitoring and Evaluation (M&E) besides Training Programmes on Human Resource Planning and Development, Manpower Research, Manpower Information System, Global Human Resource Management, etc. Over the last one and half decade, more than 1000 participants, mainly civil service officers, planners, educators, and trainers, from more than 100 countries have benefitted from educational programmes of the Institute. The Institute has been maintaining its 'A' Grade, awarded since 2012 by GGS IP University, Delhi. These programmes are largely funded by the Ministry of External Affairs.

4.13.1.4 The Institute has been honoured with "EDUCATION LEADERSHIP AWARD" by Dewang Mehta Business School Awards Foundation (A Non-profit organization) for the year 2014-15. The award in the form of a citation and a plaque was given by the organizers at a function held on 15th November, 2014 at Mumbai.

4.13.4.5 The year 2015 was declared as the International Year of Evaluation at the Third International Conference on National Evaluation Capacities, organized in Sao Paulo, Brazil during 29th September – 2nd October, 2013. NILERD in collaboration with PEO Division, NITI Aayog is celebrating Evaluation Week in Delhi on the theme "Evaluation for Good Governance", during January 19- 23, 2015 in New Delhi.

4.14 MULTI-LEVEL PLANNING (MLP) DIVISION

4.14.1 Special Area Programmes are under implementation to address special problems

faced by the identified regions/areas due to their distinct geo-physical structure and poor socio-economic development. These include the following:

HILL AREAS DEVELOPMENT PROGRAMME (HADP)/ WESTERN GHATS DEVELOPMENT PROGRAMME (WGDP):

4.14.2 The Hill Areas Development Programme (HADP) is being implemented in designated hill areas of Assam, West Bengal and Tamil Nadu. The Western Ghats Development Programme (WGDP) is being implemented in 175 talukas of Western Ghats area comprising part of Maharashtra (63 talukas), Karnataka (40 talukas), Tamil Nadu (33 talukas), Kerala (36 talukas) and Goa (3 talukas). Special Central Assistance under the programme is provided as 90% grant and 10% State share. The funds available under HADP are divided amongst the designated hill areas covered under the programme and the talukas covered under the Western Ghats Development Programme (WGDP) in the proportion of 60:40. The main objectives of the programme are eco-preservation and eco-restoration with emphasis on preservation of bio-diversity and rejuvenation of the hill ecology.

4.14.3 During 2014-15, out of the approved allocation of Rs.333.32 crore (Including grant portion of Rs.300 crore) for both the programmes, an amount of Rs. 181.89 crore was released to the State Governments towards Grant portion of Special Central Assistance (SCA) till 26.12.2014.

BORDER AREA DEVELOPMENT PROGRAMME (BADP):

4.14.4 The Border Area Development Programme (BADP) covers border blocks of seventeen States namely Arunachal Pradesh, Assam, Bihar, Gujarat, Himachal Pradesh, Jammu & Kashmir, Manipur, Meghalaya, Mizoram, Nagaland, Punjab, Rajasthan, Sikkim, Tripura, Uttar

Pradesh, Uttaranchal and West Bengal. Special Central Assistance under the programme is provided as 100% grant for the execution of the approved schemes.

4.14.5 The main objective of the programme is to meet the special needs of the people living in remote and inaccessible areas situated near border. The Programme is being administered by the Department of Border Management, Ministry of Home Affairs.

4.14.6 During Annual Plan 2014-15, as against the allocation of Rs.990.00 crore, an amount of Rs.706.11 crore was released to the BADP States till 26.12.2014.

BACKWARD REGIONS GRANT FUND (BRGF):

4.14.7 The Backward Regions Grant Fund (BRGF) was approved in 2006-07 to address the causes of backwardness more holistically than the standard Government programmes. It aims to help converge and add value to other programmes which are explicitly designed to meet rural employment and infrastructural needs but need supplementation to address critical gaps. The main focus is on catalysing development in backward areas by (a) providing infrastructure; (b) promoting good governance and agrarian reforms; (c) converging, through supplementary infrastructure and capacity building, the substantial existing development inflows into these districts. Funds are accordingly being provided for the identified districts for supplementing and converging existing development inflows.

4.14.8 The BRGF has two components, namely, i) District Component covering 272 districts of 27 States (including 22 districts approved in June, 2012), administered by the Ministry of Panchayati

Raj, and ii) State Component which includes Special Plans for (a) Bihar (b) the KBK districts of Odisha and (c) West Bengal administered by the MLP Division of the NITI Aayog (erstwhile Planning Commission) and Bundelkhand Package administered by the Agriculture Division of the NITI Aayog (erstwhile Planning Commission).

(i) DISTRICT COMPONENT:

4.14.9 An allocation of Rs. 24110 crore had been made for this component during the Eleventh Five Year Plan period. The District Component of BRGF covers 272 districts in 28 states. The implementing Ministry for this scheme is the Ministry of Panchayati Raj. Funds amounting to Rs.2747.36 crore have been released to the State Governments under the programme in 2014-15 against the allocation of Rs. 5900.00 crore.

(ii) STATE COMPONENT:

(a) SPECIAL PLANS FOR BIHAR

4.14.10 The Special Plan for Bihar provides 100 per cent Central Assistance to bring about improvement in sectors like power, road connectivity, irrigation, forestry and watershed development. An allocation of Rs.1000 crore per annum was made for this component during the Eleventh Plan period. However, this allocation had been enhanced to Rs.2000 crore for 2010-11 and was Rs.1468 crore for Annual Plan 2011-12. The Special Plan had been extended to 2012-13 with an allocation of Rs.1500 crore to meet the balance cost of the projects. It has been decided to continue the Special Plan for Bihar in the remaining years of the Twelfth Five Year Plan with an allocation of Rs.12000 crore for the entire Twelfth Plan period for the new projects as well as to meet the balance cost of the on-going projects. An allocation of Rs.2500 crore was made for

the Special Plan for Bihar for 2013-14 against which funds amounting to Rs.2052.98 crore were released. In 2014-15, an allocation of Rs.2800 crore has been made, till date Rs.222.10 crore has been released and an amount of Rs.642.27 crore has been recommended for release.

(b) SPECIAL PLAN FOR KBK DISTRICTS OF ORISSA:

4.14.11 The KBK region of Orissa comprises of the undivided Kalahandi, Bolangir and Koraput districts which have now been reorganized into eight districts, namely, Kalahandi, Nuapada, Bolangir, Sonapur, Koraput, Nabarangpur, Malkangiri and Rayagada. The then Planning Commission had been providing Additional Central Assistance to this region since 1998-99. To make the planning and implementation process more effective, the State Government was advised to prepare a Special Plan for KBK region using a project based approach and innovative delivery and monitoring system. The State Government is accordingly preparing the Special Plan for the KBK districts since the year 2002-03. The Special Plan focuses on tackling the problems of drought prone, connectivity, education etc. An allocation of Rs. 250 crore per annum was being made for this component during the Tenth Plan period. The same allocation was protected during the Eleventh Plan period with annual allocation of Rs.130 crore under the Special Plan and Rs.120 crore under the Districts Component of the Backward Region Grant Fund (BRGF). The Special Plan had been extended to 2012-13 with an allocation of Rs.250 crore. It has been decided in the current year to continue the Special Plan for the KBK districts for the remaining years of the Twelfth Five Year Plan with an allocation of Rs.250 crore per annum. The allocation for 2014-15 is Rs.250 crore against which the first instalment of Rs. 187.50 crore has so far been released.

(c) SPECIAL PLAN FOR WEST BENGAL:

4.14.12 The Special Plan for West Bengal was approved for an amount of Rs.8750 crore to address the developmental needs of the backward regions of the State, through focused projects in 2011-12 and the Twelfth Five Year Plan period. The project proposals relate to Housing, Power, Water Supply & Sanitation, Health, Transport and Education. Funds amounting to Rs.4263.46 crore had been released to the State Government during 2011-12 and 2012-13. Against the allocation of Rs.1250 crore for 2013-14, an amount of Rs.627.36 crore had been released. In 2014-15, an allocation of Rs.1000 crore has been made, till date an amount of Rs.68.31 crore has been released and an amount of Rs.305.22 crore has been recommended for release.

ADDITIONAL CENTRAL ASSISTANCE (ACA) FOR LEFT WING EXTREMISM (LWE) AFFECTED DISTRICTS:

4.14.13 The Government initiated the scheme Integrated Action Plan (IAP) for Selected Tribal & Backward Districts in November, 2010 in 60 districts which was subsequently extended to 82 districts of nine States namely, Andhra Pradesh, Bihar, Chhattisgarh, Jharkhand, Madhya Pradesh, Maharashtra, Odisha, Uttar Pradesh and West Bengal. This scheme was in operation upto March, 2013. In 2013-14, it was decided to continue the financial assistance to 88 districts including 82 districts covered under IAP through the scheme “Additional Central Assistance (ACA) for Left Wing Extremism (LWE) Affected Districts” for the remaining years of the Twelfth Plan. Under the scheme, each district has been allocated Rs.30 crore per year for 2013-14 and 2014-15. Against the allocation of Rs.2640 crore in 2014-15, an amount of Rs.1760 crore has been released as first instalment to all 88 districts.

4.14.14 As per the guidelines of the scheme, a Committee headed by the District Collector/District Magistrate and consisting of the Superintendent of Police of the District and the District Forest Officer is responsible for implementation of this scheme. The District-level Committee has the flexibility to spend the amount for development schemes according to need as assessed by it. A suitable form of consultation is to be ensured with the local Members of Parliament while finalizing works/projects to be taken up under the scheme.

4.14.15 Review and monitoring of the implementation of the programme is a continuous process. At the State level, the Development Commissioner /equivalent Officer in charge of development in the State is the nodal officer responsible for scrutiny of expenditure and monitoring of the implementation of the scheme in the State. State Level Committee headed by the Chief Secretary/Development Commissioner has also been constituted for closer coordination of the activities under the scheme. At the Central level, the progress was being reviewed by the then Planning Commission through video conferences/review meetings with the State Governments so that problems could be sorted out and the efficacy of the programme is improved. The State Governments upload information regarding financial and physical progress on the Management Information System (MIS) <http://pcserver.nic.in/iapmis> which captures the details of projects/works taken up under the programme.

PANCHAYATI RAJ:

4.14.16 The involvement of the community in planning, execution and monitoring of the developmental programmes is imperative for planning and effective programme implementation. The Government has taken a number of steps to promote people's participation

in decision-making processes in areas that impinge on daily lives of people. Panchayati Raj Institutions have emerged as an important vehicle for community participation in development programmes. The 73rd and 74th Constitution Amendment Acts provided constitutional status to the Panchayati Raj Institutions and clearly articulated their role in governance of the country. The State Governments were expected to empower Panchayati Raj Institutions by devolving adequate functions, functionaries and financial resources in consonance of functions assigned to each tier of the Panchayati Raj set up.

4.14.17 The Ministry of Panchayati Raj, set up to carry forward the process of empowerment of PRIs, has played an active role in sensitizing the Central Ministries and the State Governments on the need to recognize the centrality of the panchayats in their sphere of activity and to provide space to the PRIs in their programmes.

4.14.18 A new scheme namely the Rajiv Gandhi Panchayat Sashaktikaran Abhiyan (RGPSA) has been launched to strengthen Panchayats across the country. Three important activities which are to be funded are i) provision of administrative and technical support at the gram panchayat level which will fill most critical gaps in the functioning of Panchayats, ii) strengthening of the institutional structure for training and iii) capacity building of gram sabhas in PESA areas.

4.14.19 An outlay of Rs.7000 crore has been approved for the Annual Plan 2014-15 of the Ministry of Panchayati Raj for various Central Sector schemes such as Management Cell, Externally Assisted Projects, Media & Publicity and Action Research as well as the Centrally Sponsored Scheme of RGPSA. Under RGPSA, an amount of Rs. 394.64 crore has been released in the current year i.e. 2014-15.

4.15 MINORITIES DIVISION

4.15 The Division is primarily responsible to provide overall policy and guidance in formulation of plans and programmes towards social, educational and economic empowerment of Minorities.

Minorities Empowerment

4.15.1 Outlay of the Ministry of Minority Affairs has been substantially enhanced from Rs. 3511 crore in 2013-14 to Rs. 3711 crore in 2014-15. It is around 6% increase over 2013-14 for implementation of the various ongoing and new schemes. The allocations have been increased to enhance the coverage under three scholarship schemes viz., i) Pre-Matric scholarship scheme (increase from Rs. 950.00 in 2013-14 to Rs. 1100.00 crore in 2014-15); ii) Post Matric scholarships (from Rs. 550.00 crore to Rs. 600.00 crore) and iii) Merit-cum-Means based scholarship schemes (from Rs. 270.00 crore to Rs. 335.00 crore) for minority students for pursuing courses in graduate and professional courses.

4.15.2 The Assessment & Monitoring Authority (AMA) which was first constituted by the then Planning Commission on 16th January, 2008 was reconstituted on 4th May, 2011 for the period of 2 years and further extended until June 30, 2014 (one year) under the chairmanship of Member in charge of Minorities, the then Planning Commission as a follow up to the recommendations by the Sachar Committee to evaluate the extent of development benefits which accrue to different Socio-Religious Categories (SRCs) through various programmes. The AMA has constituted three Working Groups viz. Working Group - I for looking after data identification, Socio-religious categories (SRCs) selection and data analysis; Working Group - II for Monitoring of participation and

assessment of impact; and Working Group III for synthesizing of information gathered by Working Group - I and Working Group - II in order to make policy recommendations. The final meeting of AMA was held on 02.05.2014 wherein the Reports and Recommendations by the three Working Groups were approved. The Report of the AMA was submitted in three volumes to the Planning Commission on 16.05.2014. The main recommendations of the AMA included 'participation parity' of different SRCs in the flagship schemes in proportion to their population, introduction of 'diversity index' to measure extent of disadvantages, collection and dissemination of disaggregated data for SRCs, effective implementation of programs/schemes, monitoring of the schemes through independent agencies, institutionalizing AMA etc. The recommendations of the AMA have been referred to the Ministry of Minority Affairs to follow up for appropriate action.

4.15.3 Minorities Division examined proposals for Standing Finance Committee (SFC) for the new Scheme of 'Upgrading Skills and Training in Traditional Arts/Crafts for development (USTTAD)' and the draft Concept Note on the new scheme 'Hamari Dharohar' a Scheme to Preserve Rich Heritage of Minority Communities of India, and furnished its comments to the Ministry of Minority Affairs.

4.15.4 As directed by the Secretary, Planning Commission, a team led by Adviser (Minorities), visited three States viz. Uttar Pradesh, West Bengal and Assam to assess the implementation status of Multi-sectoral Development Program (MsDP). The major problems noticed regarding implementation of MsDP include delay in acquisition of land and suitability of its location and operationalization of assets created. The tour reports, highlighting the main observations

were sent to the respective States and Ministry of Minority Affairs for appropriate action.

4.16 MINERAL DIVISION

4.16.1 The Minerals Division deals with the proposals of Ministry of Mines, Ministry of Earth Sciences for Poly-metallic Nodules Programme and Department of Atomic Energy (DAE) pertaining to mineral sector. Following activities were carried out in the Division.

- Examination of Annual Plan Proposals in respect of Ministry of Mines, Ministry of Earth Sciences for Poly-metallic nodules programme, Department of Atomic Energy (DAE) and State Governments Pertaining to mineral sector.
- The Mines and Minerals (Development & Regulation) (Amendment) Ordinance, 2015 to amend the Mines and Minerals (Development and Regulation) Act, 1957 was examined and comments furnished. This Ordinance inter-alia will promote transparency in grant of Mineral Concessions by competitive bidding through auction and creates District Minerals Foundation for the benefits of persons affected by the mining.
- Notes for Cabinet Committee on Economic Affairs (CCEA) on amending the Second Schedule and Third Schedule of the Mines and Minerals (Development & Regulation) Act, 1957, on the revision of royalty rates and dead rent rates examined. The revised rates were notified on 1.9.2014 which would increase the royalty to States by 41% from Rs. 9406 crore (2011-12) to Rs. 13274 crore (estimated)
- The Revised Cost Estimation Memorandum for Standing Finance Committee Memorandum on Online Core Business

Integration System Project of Geological Survey of India was examined. It would facilitate web enabled activities of Geological Survey of India in the field of mineral exploration

- Participated in the meetings of Central Geological Programming Board (CGPB) for coordinating the work done by various geological and other related organizations in mineral exploration.

4.17 PLAN COORDINATION & MANAGEMENT DIVISION

4.17.1 The Plan Coordination & Management Division (PCMD) coordinates activities of all the Subject Matter Divisions. It has the responsibility of coordinating the formulation and preparation of Five Year Plans, Annual Plans, sectoral allocation of the Central Sector Plan, preparation of Annual Report and coordination of Parliamentary work. The meetings of the internal NITI Aayog (erstwhile Planning Commission), Governing Council of NITI Aayog, 3 Sub Groups on (i) Rationalisation of Centrally Sponsored Schemes, (ii) Skill Development and (iii) Swachh Bharat Abhiyan; two Task Forces namely (i) Task Force on Elimination of Poverty in India and (ii) Task Force on Agriculture Development, are coordinated / organized by the Plan Coordination & Management Division.

REPLACEMENT OF PLANNING COMMISSION WITH NITI AAYOG

4.17.2 Plan Coordination & Management Division coordinated the process of Replacement of the Planning Commission with NITI Aayog. The Government has replaced Planning Commission with a new institution named NITI Aayog (National Institution for Transforming India) by issuing Cabinet Secretariat Resolution

on 1st January, 2015. India has undergone a paradigm shift over the past six decades - politically, economically, socially, technologically as well as demographically. The role of Government in national development has seen a parallel evolution. Keeping with these changing times, the Government of India has decided to set up NITI Aayog (National Institution for Transforming India), in place of the erstwhile Planning Commission, as a means to better serve the needs and aspirations of the people of India.

FIRST MEETING OF GOVERNING COUNCIL OF NITI AAYOG:

4.17.3 The first meeting of the Governing Council was held under the Chairmanship of Hon'ble Prime Minister on February, 8, 2015. The meeting, inter-alia, decided to form 3 Sub Groups of CMs on rationalisation of Centrally Sponsored Schemes, on Skill Development to address human resource issues and the youth and on Swachh Bharat Abhiyan on account of its direct linkage to poor. In addition, it was also decided that States may set up 2 Task Forces on Agriculture and Elimination of Poverty in their respective States. The objective of the later would be to ensure that the agenda for ways to eliminate poverty must be set up by the villages and municipalities. The agricultural sector must be empowered to empower the farmers. The Governing Council directed NITI to set up two such task forces to work with the States to support their efforts.

PLAN OUTLAYS FOR 2014-15:

4.17.4 The final plan outlays of the Central Ministries / Departments of 2014-15 were recommended to the Ministry of Finance for incorporation in the Union Budget 2014-15.

4.17.5 The Division compiled and consolidated the information and material with respect

to different sectors of the economy for the preparation of Annual Plan Document 2014-15, which was prepared and placed on the official website of the then Planning Commission at www.planningcommission.nic.in.

4.17.6 In the first meeting of the Governing Council of NITI Aayog held on Feb. 8, 2015, the desired format for annual State Plan discussion was deliberated upon and views of the State Governments have been sought. In this meeting, it was also indicated that as the Twelfth Five Year Plan (2012-2017) is in its third year of implementation, its Mid-Term Appraisal is due. NITI Aayog would provide the platform for development of a shared vision of national development agenda based on human dignity, national self-respect inclusive and sustainable development and would also incorporate important national initiatives for their effective implementation in the remaining two years of the Plan.

4.17.7 It is obligatory to place the Annual Report of Planning Commission on the Publication Counters of both the houses of Lok Sabha and Rajya Sabha for distribution among the Hon'ble Members of Parliament every year. Annual Report for 2013-14 was prepared and placed on the Publication Counters of both the Houses of Parliament during Budget Session, 2014.

4.17.8 Material was compiled and supplied to President Address to both the houses of Parliament, budget session 2015.

4.17.9 Organised Meeting on restructuring and replacement of Planning Commission on 7th December, 2014 under the Chairmanship of PM with all Chief Ministers and administrators of UTs.

4.17.10 Organized the PM's meeting with Economists and experts on 6th February, 2015

at NITI Aayog and First Governing Council Meeting of NITI Aayog held on 8th February, 2015.

4.17.11 “Plan Formulation, Appraisal and Review” Scheme:

The Central Plan Scheme of Planning Commission “Plan Formulation, Appraisal and Review” (Demand No.76 -Major Head-3475-Other General Economic Services, 93: Plan Formulation, Appraisal and Review) has been approved by the Competent Authority to be implemented as a Central Sector Scheme during the Twelfth Five year (2012-17) Plan with the budgetary outlay of Rs.97 crore and the current year (2014-15) budgetary allocation is Rs.25.89 crore. The following six schemes have suitably been merged with this scheme:-

- a) Strengthening Evaluation Capacity in Government.
- b) Expertise for Planning Process.
- c) Expert Group on Low Carbon Economy.
- d) Expert Group on Transport Policy.
- e) High level Committee on Financing Infrastructure.
- f) Western Ghats Secretariat

4.18 PARLIAMENT SECTION

4.18.1 Parliament Section coordinates the matters related to Parliament Questions, Calling Attention Notices, Half-an-Hour discussions, Resolutions, Private Members’ Bills, No-Day-Yet-Named Motions, Matters raised in Lok Sabha under Rule 377 and by way of Special Mention in Rajya Sabha, Parliament Assurances, Meetings of Parliamentary Committees, Standing Committee on Finance, Laying of Reports and papers in both the Houses of Parliament, arranging temporary and Session-wise General and Official Gallery

passes for the Officers of NITI Aayog; and other works of NITI Aayog related to Parliament including Issues likely to be raised in Parliament, Government Business and procurement of Budget Document, Rail Budget, Economic Survey and President’s Speech to both the Houses of Parliament, for distribution amongst Vice Chairman, Members and officers of NITI Aayog.

4.18.2 Parliament Section is also used to brief the Minister of State (Independent Charge), Ministry of Planning’s Briefing pertaining Starred Questions before being replied to Lok Sabha/Rajya Sabha.

4.18.3 During the year, this Section arranged to get approval of Minister of State (IC), Ministry of Planning for 21 Starred and 142 Unstarred Questions and got prepared sets for Lok Sabha & Rajya Sabha in time. These were uploaded on the web portal of Lok Sabha and Rajya Sabha. Necessary inputs arranged for the Statements regarding the status of implementation of recommendations contained in the 72nd Report of the Standing Committee on Finance(15th Lok Sabha) on the Subject “Action Taken by the Government on the recommendations contained in the 32nd report (15th Lok Sabha) on Appraisal of BPL Criteria” made in Lok Sabha and Rajya Sabha. Necessary arrangements were made for the meetings of the Standing Committee on Finance on Demands for Grants 2014-15 of the Ministry of Planning. Follow up action on recommendations of Standing Committee was taken and statement on Action Taken Reports (46th and 62nd) was sent to Parliament. Annual Report 2013-14 of IAMR (Institute of Applied Manpower Research), Annual Report 2013-14 of Construction Industry Development Council (CIDC). Outcome Budget 2014-15, Demands for grants 2014-15 of Ministry of Planning and Outcome Budget 2014-15 were laid on both the Houses of Parliament. Annual

Report (2013-14) of NITI Aayog and Outcome Budget (2014-15) were circulated to MPs of Both the Houses of Parliament through Publication Counters. Twenty one Assurances given in Lok Sabha and Six Assurances in Rajya Sabha were fulfilled during the period. Replies were routed through Parliament Section to the concerned MPs regarding the Matters raised under Rule 377 in Lok Sabha (8 cases) the way of special mention in Rajya Sabha (5 cases). The official amendment to the NIDAI Bill-2010 was introduced in the Rajya Sabha on 18.12.2013 in the Winter Session, 2013 of the Parliament.

4.19 POWER AND ENERGY DIVISION

4.19.1 POWER UNIT

- Examined proposals of CCEA/PIB/EFC/SFC of projects and other policy issues related to Power Sector and conveyed views of the then Planning Commission to the concerned.
- Provided material for the monitorable month-wise achievements for FY 2014-15 for the power sector as set by the then Planning Commission with the Ministry of Power. This was followed by a presentation made by Secretary to the Prime Minister.
- Provided the inputs regarding the targets/achievements of power sector scheme (RGGVY) under level-2 infrastructure for the review by the Prime Minister.
- The draft Report of 18th Electric Power Survey (EPS) of India by Central Electricity Authority containing Electric Power Survey of Econometric Model prepared by Indian Statistical Institute was examined and comments were forwarded to CEA on the subject. The Final Report of the Expert Group set up under Former Member, Planning

Commission on low Carbon Strategies for Inclusive Growth was examined.

- Prepared a road map on power sector improvement in North Eastern Region, Orissa, Jharkhand and Chhattisgarh States.
- Provided technical comments to Empower Committee, Planning Commission for implementation of power sector projects in Bihar under BRGF during Twelfth Five Year Plan. Further, a review meeting were to review the progress - Renovation & Modernization of Barauni and Muzaffarpur TPS being implemented under Special Plan for Bihar (BRGF) for completion of R&M works.
- Prepared the report on 'Annual Report on the Working of State Power Utilities & the Electricity Departments' for the year 2014-15.
- Provided comments on power sector issues for Integration Action Plan for LWE districts.
- The officers of the unit attended the meetings of the Steering Committee on Demand Side Management scheme of Bureau of Energy Efficiency.
- The 33rd meeting of the Empowered Committee on Transmission system under the Chairmanship of Member (Power System), Central Electricity Authority was attended by officers of the unit.

4.19.2 COAL UNIT

- Comments on the draft Cabinet note based on the report of Group of Ministers (GoM) to consider environmental and developmental issues relating to coal mining and other developmental projects was examined for finalization of draft Cabinet Note for the

consideration of the appropriate Cabinet Committee.

- A draft Cabinet Note on coal requirement to captive power plants (other than power sector) was prepared for the consideration of CCEA. The Note is being reviewed in the light of promulgation of Coal Mines (Special Ordinance), 2014.
- Examined proposals of CCEA/PIB/IMG of coal mining projects and other policy issues related to Coal Sector and conveyed views of the then Planning Commission to the concerned.
- The officers of coal unit participated in the meetings for allotment of coal blocks through competitive bidding, pool pricing for Coal Standing Linkage Committee (Long-Term) for Thermal Power Plants; Cement Plants & Sponge iron; Inter-Ministerial Group; etc. to convey the views of Planning Commission for taking investment decisions etc.
- Assessed the demand for coal for Annual Plan 2014-15 of the Ministry of Coal by taking into various parameters like sectoral growth, specific consumption norms for power sector and sectoral projection in case of captive power and cement and sponge iron.
- The coal unit participated in the Performance Review, MoU Meetings of the sector and in various seminars on coal and energy sector organized by different research Institutes.
- The coal unit participated in various meetings on Standing Linkage Committee (Long -Term) for Thermal Power Plants, Cement Plants & Sponge iron to convey the view of NITI Aayog (erstwhile Planning Commission).

The Officers in the unit participated in the Performance Review, MoU Meetings of the sector, Steering Committee on Accelerated Power Development and Reform Programme (APDRP) and Rajiv Gandhi Grameen Vidyutikaran Yojana (RGGVY). The Unit examined the status of implementation of major ongoing projects and conveyed views of the Planning Commission to the respective Ministries. The officers of the unit also participated in the financial resources & working group meetings, seminars, workshops and conferences.

4.20 PERSPECTIVE PLANNING DIVISION

4.20.1 The work of Perspective Planning Division relates to the overall integration of the plan into macro-economic framework delineating possibilities and constraints; and projecting a long-term vision of development in terms of potentials, constraints and critical issues.

4.20.2 The Division contributes in planning and policy issues, which span across multiple sectors of the economy. To bring about inter sectoral consistency in the plans; a system of plan models and sub-models is used. The exercise done in the Division helps in evolving the overall macro-economic framework, with projection for savings, investment, imports, exports, government finances as well as social development indicators etc.

The Division as a part of its regular activities:

- Prepares an overall framework for medium and long term plans by analyzing implications of long term objectives for the appropriate strategy of development;
- Studies consistency between plan objectives and plan allocation, conformity of regional distribution of public sector outlays with

the regional needs of development, effect of price rise on consumption level of people in different income groups, trends in saving, investment and growth in economy, trends in foreign trade and the implications of various development in the economy for public investment;

- Estimates State-wise poverty ratios for urban and rural areas separately on the basis of Monthly Per capita Consumption Expenditure (MPCE) data obtained from large sample survey on Household Consumption Expenditure conducted by National Sample Survey Office (NSSO) and analyse the changes in the poverty indices;
- Examines alternative poverty ratios and indices computed by various Committees, Expert Groups etc. as well as by international bodies;
- Contributes in forming the views on technical issues pertaining to planning process, inter-government resource transfers and other issues relating to fiscal federalism;
- Contributes to the response on issues pertaining to Planning Process posed by Parliament, forum of economists and States, delegation from National Planning Commissions from other countries and trans-national institutions through the respective nodal Ministries.
- The Nodal Division for Plan proposals for Ministry of Statistics and Programme Implementation and Registrar General of India.
- Nodal Division for SAARC Development Goals (SDG)
- Nodal Division for Millennium Development Goals (MDG).

THE OFFICERS OF THE DIVISION HAVE BEEN ASSOCIATED WITH THE FOLLOWING ACTIVITIES:-

- Constitution of an Expert Group to 'Review the Methodology for Measurement of Poverty' under the Chairmanship of Dr. C. Rangarajan, preparation of background note and other related technical notes. The Expert Group submitted its report on 30th June, 2014.
- Coordinating with Institute of Economic Growth (IEG) and National Institute of Public Finance and Policy (NIPFP) regarding development of macro-economic model and estimation of macro-economic as well as sectoral parameters of target growth rate within a macroeconomic consistency framework.
- Periodical monitoring of the progress made under MDGs, SDGs on the basis of information compiled and provided by Ministry of Statistics & Programme Implementation which is the nodal Ministry.
- Study and analysis of major macro-economic indicators including sectoral GDP growth, finances of the Central and the State Governments, prices (WPI as well as CPI), external sector (FDI and FI) inflows, foreign exchange reserves, current account deficit, etc.).
- All matters relating to Human Development Report of UNDP.
- Examining Plan Schemes of Ministry of Statistics & Programme Implementation and Registrar General of India and examining their cabinet notes.
- All Matters relating to Advisory Committee of Development Planning Centre (DPC) of Institute of Economic Growth (IEG) &

Planning and Policy Research Unit (PPRU), Indian Statistical Institute (ISI), Delhi.

- Preparing draft answers to Parliament Questions and attending to other Parliamentary matters such as examination of demands for grants, Parliament assurances, etc. Providing inputs to other Divisions and other Ministries on Parliament matters. Providing inputs for the Budget Speech, President's Speech to both houses of Parliament, Economic Survey, etc. and providing inputs to different Ministries on matters concerning the Division.

III. MEMBER OF OTHER COMMITTEES:

The Division is also represented in:

- Working Group on 72nd round of NSSO.
- Working Group on Index of Industrial Production (IIP).

4.21 PROJECT APPRAISAL AND MANAGEMENT DIVISION (PAMD):

4.21.1. Project Appraisal and Management Division in the Planning Commission was set up in 1972 to institutionalize the system of project appraisal in Government of India. The PAMD has been assigned to discharge the following functions;

- Prescribe guidelines and develop formats for the submission of proposals for projects and programmes for techno economic appraisal.
- Undertake support research studies to improve the methodology and procedure for appraisal of projects and programmes.
- Undertake techno economic appraisal of major projects and programmes in the public sectors.

- Assist Central ministries in establishing proper procedures for preparation of reports of projects and programmes.

APPRAISAL WORK

4.21.2. As a part of techno-economic appraisal, PAMD conducts comprehensive appraisal of Plan schemes and projects costing Rs.500 crore and above and prepares appraisal notes in consultation with the subject divisions of the Planning Commission. The stipulated timeframe for issue of Appraisal Note by PAMD is four weeks from the date of receipt of EFC/PIB memo. The appraisal by PAMD facilitates decision-making in respect of projects/schemes considered by the Public Investment Board (PIB), the Expenditure Finance Committee (EFC) and the Committee of Public Investment Board (CPIB), depending upon the nature and size of proposals. The Division also appraises proposals of Ministry of Railways costing Rs.500 crore and above to be considered by the Expanded Board of Railways (EBR). Revised cost estimate (RCE) proposals are also appraised by the Division to analyze the factors attributed to cost and time overruns and their impact on the viability.

4.21.3 The financial limits of Appraisal Forums and Approval Authority for different categories of Schemes/Projects w.e.f. 29th August 2014 are given below.

Appraisal Forum (limits in Rs. crore)

- ≤ 100.0 Ministry in normal course
- > 100.0 & ≤ 500.0 Standing Finance Committee (SFC)
- > 500.0 Public Investment Board (PIB)/ Expenditure Finance Committee (EFC) chaired by Secretary (Expenditure); projects/schemes where financial returns are

quantifiable will be considered by PIB and others by EFC.

Limit of Approval Forum (Rs. crore)

- ≤ 100.0 Secretary of Administrative Ministry/ Department.
- > 100.0 & ≤ 500.0 Minister-in-Charge of Ministry/Department.
- > 500.0 & ≤ 1000.0 Minister-in-Charge of Ministry/Department & Minister of Finance.
- > 1000.0 Cabinet/Cabinet Committee on Economic Affairs (CCEA).

Note: The financial limits as above are with reference to the total size of the Project/Scheme, which may include budgetary support, Internal Resources, External aid, Loans and so on.

HIGHLIGHTS (2014-15)

4.21.4

- 126 Appraisal Notes on EFC/PIB proposals involving outlay of Rs. 3094876.50 crore have been issued during April – Dec. 2014.
- Attended 14 Standing Committee meetings on Time & Cost Overrun during April–Dec. 2014.
- 95 EFC/PIB/EBR meetings were attended by Adviser (PAMD) or nominated Officers of PAMD.

PROCEDURE FOR PROCESSING PROPOSALS FOR 'IN PRINCIPLE APPROVAL' AND EFC/PIB PROPOSALS:

4.21.5 With a view to cut down delays in appraisal of project proposals and to ensure PIB/EFC decision within stipulated timeframe of four weeks of receipt of PIB/EFC Memorandum from the Departments/Ministries, PAMD had

issued revised procedure for processing EFC/PIB proposals within Planning Commission vide U.O. No.O-14015/1/2011-PAMD dated 17th July, 2013. Highlights of revised procedure are as follows:

“All New Schemes irrespective of cost proposed to be taken up in the Twelfth Five Year Plan will require In-Principle Approval (IPA) of the Secretary, Planning Commission. The purpose of IPA is to ensure availability of funds within plan allocation and avoid multiplicity of programmes and to assess whether objectives of a New Scheme could be better achieved through appropriate modifications in existing schemes.

All new schemes would be first examined by the Subject Matter Division (SMD). Based on the details furnished by the Ministry, the SMD will recommend or not recommend the proposal for IPA with prior approval of Member, in charge. In case of new proposals that merit inclusion in the Plan, procedure for grant of IPA is also mentioned as (i) IPA for SFC proposals (costing less than Rs. 500 crore) will be examined by the SMD in consultation with PAMD (ii) IPA for EFC proposal costing Rs. 500 crore and above would be examined by the SMD and the proposals meriting inclusion in the Twelfth Five Year Plan would be forwarded to PAMD for appraisal. Approval of IPA cum Appraisal Note would be issued by PAMD after approval by the Secretary, Planning Commission. ‘In principle’ approval of Planning Commission is not required for Power and Coal projects”.

The PAMD is the Secretariat to the EFC/PIB chaired by Secretary, D/o Expenditure. The outer limit for giving management advice by the PAMD has been fixed at 4 weeks from the date of receipt of EFC/PIB Memo.

A Tracking mechanism has been established in the website of the Planning Commission <http://efc.planningcommission.nic.in> for tracking the position of EFC/PIB/EBR proposals pending for appraisal by PAMD and proposals awaiting comments of Subject Division

4.21.6 PAMD appraised 126 EFC/PIB/EBR proposals involving outlays of Rs. 3094876.50 crore during 2014-15 (April - December 2014), as compared to 299 proposals involving outlays of Rs. 1220503.16 crore appraised in 2013-14, which includes new as well as revised cost estimate proposals.

Facts And Figures for 2014-15 (April - December 2014)

- a. No. of projects appraised : 126
- b. Cost involved : Rs.3094876.50 crore
- c. Number of projects appraised in
- | | |
|-----------------|-------------------|
| - Agriculture: | 23 (1.46%) |
| - Energy | 12 (2.47%) |
| - Transport | 28 (0.84%) |
| - Industry | 06 (0.73%) |
| - S & T | 02 (0.05%) |
| - Social Sector | 41 (92.29%) |
| - Communication | 04 (0.16%) |
| - Others | 10 (2.01%) |
| TOTAL | 126 (100%) |

4.21.7. Though Deptt of Space and Deptt of Atomic Energy are out of the EFC/PIB appraisal

system, the representative of PAMD has been nominated as invitee member on the SPAC (Standing Project Appraisal Committee) of these Departments, to facilitate decision making in respect of their schemes and projects from the current year.

4.21.8. Committee on Hill states: In pursuance of direction from the Prime Minister, a Committee was constituted under the Chairmanship of Shri B.K. Chaturvedi, the then Member, Planning Commission to Study Development in Hill States arising from Management of Forest Lands with Special focus on Creation of Infrastructure, Livelihood and Human Development. PAMD is the convener of the Committee. Report of the Committee had been considered of Internal Planning Commission. PAMD is taking follow up action for implementation of recommendations.

4.21.9. Training: Officers of PAMD have been deputed as faculty members for imparting training to the officers PSUs/States on project appraisal mechanism in Workshops organized by Ministry of Statistics and Programme Implementation, NASA etc. from time to time.

4.21.10 The Sectoral distribution of projects appraised during the years 2013-14 and 2014-15 (April – Dec. 2014) is given in the Annexure 4.1.

Information pertaining to major groups of sectors is summarized in Table 4.8:

Table 4.8
Major Sectors Appraisal Details

S. No.	Sector	2014-15			(Up to Dec. 2014)		
		Nos.	Cost (Rs cr.)	%	Nos.	Cost (Rs cr.)	%
1	Agriculture	30	142740.27	11.70	23	45084.53	1.46
2	Energy	23	74905.06	6.14	12	76435.11	2.47
3	Transport	40	99614.45	8.16	28	26107.32	0.84
4	Industry	45	32655.69	2.68	6	22491.00	0.73
5	S&T	18	6492.13	0.53	2	1471.90	0.05
6	Social Services	99	776842.88	63.65	41	2856258.57	92.29
7	Communication	12	4199.82	0.34	4	4881.34	0.16
8	Others #	32	83052.86	6.80	10	62146.73	2.01
	Total	299	1220503.16	100.00	126	3094876.50	100.00

Includes Home Affairs & D/o Personnel, Tourism, Commerce, E&F, Justice, Water Resources, DONER, Consumer Affairs, Finance, Administrative Reforms, and External Affairs, Planning Commission, UIDAI and Statistics & Programme Implementation etc.

Annexure 4.1

SECTOR-WISE NUMBER AND COSTS OF EFC/PIB PROPOSALS APPRAISED

S. No.	SECTORS	2013-14		2014-15 (Up to 31 December 2014)	
		No.	Cost (Rs cr.)	No.	Cost (Rs cr.)
	AGRICULTURE				
1	Agriculture & Allied Sectors	30	142740.27	23	45084.53
	ENERGY				
2	Power	11	16875.43	7	53070.86
3	Coal	2	6137.93		
4	Petroleum & Natural Gas	2	38223.28	2	5486.00
5	New & Renewable Energy	8	13668.42	3	17878.25
	TRANSPORT				
6	Railways	9	86987.31	4	4454.07
7	Surface Transport	23	10218.61	23	20767.61
8	Civil Aviation	1	202.00		
9	Shipping	7	2206.53	1	885.64
	INDUSTRY				
10	Industry	19	16118.59	1	14308.00
11	Micro, Small & Medium Enterprises	7	4695.84	4	8083.00
12	Steel & Mines	4	516.80		
13	Petro Chemicals & Fertilisers	2	4237.50		
14	Textiles	13	7086.96	1	100.00

Chapter 4: Major Activities in Various Divisions in NITI Aayog

15	Food Processing				
	SCIENCE & TECHNOLOGY				
16	Bio-Technology	3	788.45		
17	Science & Technology	5	2001.06	1	1299.90
18	Scientific & Ind. Research	2	978.41		
19	Ocean Development				
20	Earth Sciences	8	2724.21	1	172.00
	SOCIAL SERVICES				
21	HRD	13	381451.71	2	3712.00
22	Culture	5	950.00	1	200.00
23	Youth Affairs & Sports	1	4513.00	4	3092.00
24	Health	34	57924.06	7	26005.43
25	Women & Child Dev.	2	15147.00	6	2766.48
26	Labour	3	473.45	5	4891.99
27	Social Justice	10	41871.90	4	1218.20
28	Urban Development	10	122012.24	5	2289893.00
29	Rural Development	6	126774.83	4	381244.92
30	Minority Affairs	6	8510.00		
31	Tribal Affairs	6	9717.43	2	528.11
32	Drinking Water Supply	2	6900.00	1	142706.44
33	Food & Public Distribution	1	597.26		
	COMMUNICATION				
34	Information & Broadcasting	1	630.00		
35	Post	7	1903.05		
36	Information Technology	4	1666.77	4	4881.34
37	Communication				
	OTHERS				
38	Home Affairs	6	6220.85	4	3747.45
39	Personal	1	99.19		
40	Tourism	6	10493.88		
41	Commerce				
42	Environment & Forests	4	46922.00	1	1580.11
43	Law & Justice	1	3297.70	1	2764.90
44	Water Resources	2	6974.00	3	38437.09
45	North Eastern Region	2	334.07		
46	Consumer Affairs	3	613.39		
47	Finance/Corporate Affairs	2	4500.00		
48	Planning Commission	1	643.45	1	15617.18
49	External Affairs	1	1765.54		
50	Statistics & Program Implementation	3	1188.79		
	Total	299	1220503.16	126	3094876.50

4.22. PROMOTION OF PUBLIC-PRIVATE PARTNERSHIPS (PPP) AND INFRA-STRUCTURE:

4.22.1. The Division is tasked with formulation of policies to ensure time-bound creation of world class infrastructure; financing of investment in infrastructure; promotion of public-private partnerships (PPP) as the preferred mode for construction and O&M of large infrastructure projects; suggesting institutional, regulatory and procedural reforms; standardization of PPP documents; evolving suitable reforms and policy

initiatives for consideration of the Government and appraisal of PPP projects.

INVESTMENT IN INFRASTRUCTURE

4.22.2 The Division compiles data of investment in infrastructure. Table 4.9 below compares the investments in various sectors during the first two years (2012-14) of the Twelfth Five Year Plan with their respective Twelfth Plan projections. This shows an overall achievement of 71.9 per cent in the first two years with respect to the Plan projections.

Table. 4.9
Sector wise investment in infrastructure (2012-14)

(Rs. crore at current prices)

Sectors	2013-14			2012-14		
	Projected	Likely Exp.	Achievement	Projected	Likely Exp.	Achievement
Electricity	259,273	203,517	78.5%	487,678	388,593	79.7
Renewable Energy	42,590	29,204	68.6%	73,790	55,557	75.3
Roads & Bridges	164,491	120,984	73.6%	314,957	226,080	71.8
Telecommunications	136,090	38,985	28.6%	242,039	74,262	20.7
Railways	78,570	64,476	82.1%	143,283	115,909	80.9
MRTS	17,147	17,603	102.7%	30,702	30,613	99.7
Irrigation (incl. Watershed)	87,386	80,272	91.9%	164,499	154,570	94.0
Water Supply & Sanitation	42,606	34,831	81.8%	79,175	68,451	86.5
Ports (+ILW)	25,537	16,800	65.8%	44,198	29,714	67.2
Airports	10,365	4,662	45.0%	17,788	9,700	54.5
Storage	6,444	6,115	94.9%	10,924	11,746	107.5
Oil & Gas pipelines	16,605	8,673	52.2%	28,816	14,026	48.7
Total	887,104	626,122	70.6%	1,638,466	1,179,222	71.9

POLICY INITIATIVES

4.22.3 With a view to creating an enabling environment for investment and private participation in infrastructure, the Government has taken a number of initiatives. Some of these initiatives are discussed below.

STANDARDIZED DOCUMENTS

4.22.4 The government had decided to formulate standard documents for bidding and award of PPP concessions. Adoption of a standardized framework ensures transparency in the allocation of risks, costs and obligations while minimizing the potential for disputes and malfeasance.

4.22.5 The Model Concession Agreements (MCAs) published by the erstwhile Planning Commission for PPP projects in various sectors are listed below. These documents have been put to use in large number of Central and State PPP projects.

MODEL CONCESSION AGREEMENTS (MCA) FOR PPP PROJECTS

- National Highways
- State Highways
- Operation & Maintenance of Highways
- National Highways (Six Laning)
- Transmission of Electricity
- Power Purchase Agreement (DBFOT)
- Power Supply Agreement (DBFOO)
- Procurement of Power (Medium-term)
- Supply of Power (Short-term)
- Brownfield Airports
- Greenfield Airports
- Airport Terminals
- Port Terminals
- State Ports

- Urban Metro Rail
- Operation of Container Trains
- Redevelopment of Railway Stations
- Procurement-cum-Maintenance Agreement for Locomotives
- Coal Mining
- Exploration and Mining of Coal
- Storage of Food Grains
- School Education (Central)
- School Education (States)
- Annuity Projects
- EPC Agreement for Highways
- EPC Agreement for Railway Projects

Standardised guidelines and model documents that incorporate key principles relating to the bid process for PPP projects have also been developed. These are indicated below:

MODEL BIDDING DOCUMENTS FOR PPP PROJECTS

- Model Request for Qualification (RFQ) Document for PPP projects
- Model Request for Proposal (RFP) Document for PPP projects
- Model RFP Document for Selection of Technical Consultants
- Model RFP Document for Selection of Legal Advisers
- Model RFP Document for Selection of Financial Consultants and Transaction Advisers
- Model RFP Document for Selection of Transmission Consultants

4.22.6 The government has identified several areas for reform of policies and processes. A number of Guidelines and Manuals have been

issued in pursuance of the initiatives described above. These are indicated below:

GUIDELINES AND MANUALS

- Guidelines for Financial Support to PPPs in Infrastructure (VGF Scheme)
- Guidelines on Formulation, Appraisal and Approval of PPP Projects (PPPAC)
- Guidelines for Establishing Joint Ventures in Infrastructure
- Guidelines for Monitoring of PPP Projects
- Scheme for Financing Infrastructure Projects through the IIFCL
- Manual of Specifications and Standards for Two-laning of Highways
- Manual of Specifications and Standards for Four-laning of Highways

SECTORIAL DEVELOPMENTS

Bid Documents and Power Purchase Agreements in Power Sector

4.22.7 The Division has assisted Ministry of Power in formulating bid documents and MCAs for power purchase. The following documents were drafted by Drafting Committee in which the erstwhile Planning Commission was a member and the documents were approved by Inter-Ministerial Group (IMG) chaired by the Secretary, Ministry of Power.

- (i) RFQ, RFP and Model Agreement for Procurement of Power (MAPP) (For purchase of power for medium term duration i.e. 1-5 years).
- (ii) RFQ, RFP and Model Power Supply Agreement (MPSA) (For supply of power for long duration i.e. 5-25 years based on Design, Build, Finance, Own and Operate (DBFOO) model.

- (iii) RFQ, RFP and Model Power Purchase Agreement (MPPA) (For purchase of power for long duration i.e. 5-25 years based on Design, Build, Finance, Operate and Transfer (DBFOT) model.

4.22.8 Further, the Ministry of Power was also assisted by this Division in drafting RFP and Model Agreement for Supply of Power (For purchase of power for short duration i.e., less than one year).

4.22.9 The Government of Rajasthan (GOR) was also assisted by this Division for undertaking three projects in electricity transmission and four projects in electricity distribution, the details of which are as under:

4.22.10 TRANSMISSION PROJECTS

- (i) **400 KV transmission lines from Bikaner to Sikar (169 Km, Rs.265 crore):** Assisted in preparation of RFQ, RFP and Transmission Agreement for the project. RFQ has been successful and RFP has been issued to bidders. Project has been approved by PPP Appraisal Committee and Empowered Committee for VGF.
- (ii) **400 KV transmission line from Bikaner to Suratgarh (170 Km, Rs.158 crore):** Assisted in preparation of RFP Document and in the bid process for engaging technical consultants for conducting feasibility study.
- (iii) **400 KV transmission line from Jaipur – Babai (130 Km, Rs.222 crore)-**GOR was assisted in preparation of RFP Document and the bid process for engaging technical consultants for conducting feasibility study.

ELECTRICITY DISTRIBUTION PROJECTS

- 1). Assisted GOR in developing RFP for selecting technical consultants for under-

taking development and modernization of distribution network in Jaipur, Udaipur, Jodhpur and Ajmer.

REPORT OF THE TASK FORCE ON WASTE TO ENERGY

4.22.11 In pursuant to a directive from the PMO, a Task Force under the chairmanship of Dr. K. Kasturirangan, Member, erstwhile Planning Commission has submitted its report on Waste to Energy duly identifying and assessing technologies in the context of the contemporary Indian Municipal Solid Waste scenario and recommending sustainable financial models for implementing Waste to Energy projects through PPP. The recommendations of the Task Force include Integrated Municipal Solid Wastes Management by bringing together the various activities which are necessary to ensure scientific, technological and environmentally sound processing and disposal of MSW; Decentralized and Centralized Approaches for Waste Processing with Municipalities to make a judicious plan taking into account availability of land, community support etc. The technologies recommended by the Task Force include a) Bio-methanation for wet biodegradable wastes, b) Conventional microbial windrow/mechanized/vermi composting for wet biodegradable wastes, c) Incineration / Gasification / Pyrolysis for dry high calorific value combustible wastes, d) Preparation of briquette/ pellets/ fluff as Refuse Derived Fuel (RDF) from dry high calorific value combustible wastes as a feedstock to power plants, cement & metallurgical industry, and e) Conversion of plastic wastes to fuel oil by catalytic conversion and pyrolysis.

PPP IN O&M OF BROWNFIELD AIRPORTS

4.22.12 The Ministry of Civil Aviation has decided to undertake operation, maintenance and development of four airports Chennai, Kolkata,

Ahmedabad, and Jaipur through Public-Private Partnership. Airports Authority of India has floated the RFQ for these projects. For awarding Brownfield projects in airport sector through PPP, the erstwhile Planning Commission has developed a Model Concession Agreement for Brownfield Airports.

PPP IN STORAGE OF FOOD GRAINS

4.22.13 The Division has assisted the Department of Food & Public Distribution in preparing the RFQ and Model Concession Agreement for setting up modern storage facilities for food grains (silos). Food Corporation of India has initiated the process for selection of bidders for setting up silos for food grains storage using these documents. This is in pursuance of the government's concerns to create adequate storage facilities for food grains with reduced wastage while maintaining the quality of stored food grains.

PUBLIC PRIVATE PARTNERSHIP IN STATE PORTS

4.22.14 The erstwhile Planning Commission, at the request of the State Governments, has developed a Model Concession Agreements for the State Ports which provides a standard framework for the State Governments to award concessions for new ports on DBFOT basis. The Government of Kerala through its special purpose vehicle, Vizhinjam International Seaport Limited, has initiated the process of developing the Vizhinjam Port on Public Private Partnership mode using the above MCA for State Ports. The Vizhinjam Port is proposed to be developed on DBFOT mode as an international container transshipment terminal. The Government of Kerala was also assisted in preparing the other model bidding documents for developing this port on Public Private Partnership mode.

PUBLIC-PRIVATE PARTNERSHIP APPRAISAL COMMITTEE (PPPAC)

4.22.15 During 2014-15 (till December 31, 2014), 23 projects with estimated project cost of Rs. 17,589 crore have been appraised by the PPP Appraisal Unit (PPPAU) as shown in Table 4.10 below:

Table. 4.10

Sector-wise Details of PPP Projects Appraised in 2014-15

(as on December 31, 2014)

Sector	No. of projects	Investment (Rs. crore)
Road	19	15,040
Shipping	4	2,549
Total	23	17,589

Apart from the projects of the Central Government, the PPPAU also appraises projects of States/UTs for Viability of Gap Funding (VGF). During 2014-15 (till December 31, 2014), 28 state projects involving an estimated investment of about Rs.12,970 crore have been appraised whose details are given in the Table 4.11 below:

Table-4.11

State-wise PPP Projects Appraised for Grant of VGF in 2014-15

State (as on December 31, 2014)	No. of projects	Investment (Rs. crore)
Assam	1	11.3
Bihar	1	17.8
Chhattisgarh	1	20.2
Goa	1	19.1
Gujarat	1	18.0
Jharkhand	2	114.2
Karnataka	1	19.7

Kerala	2	3,956.9
Madhya Pradesh	9	5,598.0
Maharashtra	1	291.5
Odisha	4	1,966.0
Punjab	1	18.5
Rajasthan	2	277.9
Uttar Pradesh	1	641.3
Total	28	12,970.3

4.23 RESEARCH DIVISION

Grants-in-aid for Research

4.23.1 Research Division deals with a Plan Scheme of Research & Study for supporting Studies and Investigations in Planning Methodology with grants-in-aid to Universities / Research Institutions for undertaking research Studies and organizing Seminars & Conferences, which are relevant for the programmes and policies of the Planning Commission. The scheme has provision for funding publications as well. The objective of the scheme is to stimulate and encourage research and studies that are considered necessary for enhancing the understanding as regards Plan Formulation, future requirements for Planning – both short term and long term. It is also aimed at developing the process of implementation of plans and programmes and the need for re-defining them to suit the objectives of the planning process, conducting socio-economic studies, studying the plans and policies of the country in the context of international economic environment and such other processes as may be deemed fit. This scheme aims at obtaining inputs from academic institutions and other stakeholders for the ongoing planning process. The entire text of the Research & Study Scheme, 2013 is available on the Planning Commission website.

4.23.2 Grants-in-aid amounting to Rs. 64.88 lakh were released during the Year 2013-14 comprising Rs. 46.43 lakh on Studies and Rs. 18.45 lakh on Seminars / Workshops. The RE for the year 2013-14 was Rs. 210.00 lakh.

4.23.3 Proposals for grant-in-aid to undertake study and 5 Seminars were approved during 2013-14. Final reports in respect of 10 ongoing studies were received during the year 2013-14. These are listed at Annexure-I in the next page.

4.23.4 Grants-in-aid amounting to Rs. 52.43 lakh were released during the year 2014-15

comprising Rs.20.73 lakh on Studies and Rs.31.70 lakh on Seminars / Workshops. Details are given in table 4.12

Table. 4.12

(Rs. in lakhs)

Grants-in-aid (2014-15)	Approved (BE)	Released
Total	200.00	52.43
Studies		20.73
Seminars		31.70

Annexure-4.2

The following Studies have been completed during the year 2013-2014 under the SER Scheme of Erstwhile Planning Commission:

Sr. No.	Title of the Study	Institution / Researcher
1.	An evaluation of Rajiv Gandhi National Crèche Scheme for Children of Working Mothers	SupathGramodhyogSansthan, Unit-B, Fourth Floor, Avishkar Complex Motipura Circle, Himatnagar (Gujarat.)
2.	Functioning of Micro-Credit Scheme of RMK in North Eastern States of India	Central Agriculture University, Directorate of Research, IROISEMBA, Imphal-795 004 (Manipur).
3.	Centrally Sponsored Schemes on Marine Fisheries and its Effect on Development of Fisheries: A study on Motorization of Traditional Crafts and HSD Oil Schemes	Council for Social Development, Hyderabad.
4.	Role of National Food Security Mission (NFSM) in Improving Agricultural Productivity in Selected Districts	Council for Social Development, Lodhi Estate, New Delhi – 110 003.
5.	Impact of Skill Development Programmes of JSS on the Neo-literates in Andhra Pradesh, T.N., Kerala, Karnataka, Maharashtra, M.P. and Orissa	Noble Social and Educational Society, 303, Akhil Apartments, Backside IS Mahal, Nehru Nagar, Tirupati-517 507 (Andhra Pradesh).
6.	Combating Child Labour in India- An Empirical Study in Andhra Pradesh	Kakatiya University, Warangal, Andhra Pradesh.
7.	Crimes and Atrocities against SCs & STs with special reference to implementation of the Protection of Civil Rights Act, 1955 & the presentation of Atrocities Act, 1989 in the States of HP, Andhra Pradesh, Gujarat, Maharashtra, WB, Orissa, Chhattisgarh and UP	Socio-Economic & Educational Development Society (SEEDS), RFZ 754/29, Rajnagar-II, Palam Colony, N.Delhi-

8.	An evaluation of the study of functioning of 24x7 health facilities in selected States of India	Shri Shyam Sunder 'Shyam' Institute of Public Cooperation and Community Development, 82 Aradhana Nagar, Bhopal -462003 (MP).
9.	Sustainable Development; Emerging issues in India's Mineral Sector.	Institute for Studies in Industrial Development, New Delhi.
10.	Review of State of Environment in Keoladeo National Park, Bharatpur, Rajasthan and its Catchment Area: A Historical Analysis	Salim Ali Centre for Ornithology and Natural History, Coimbatore (T.N.).

4.23.5 Proposals for 8 Seminars for the year 2014-15* were approved for Grants-in-aid. These are listed at Annexure-4.3.

Annexure- 4.3

The following Seminars have been approved during the year 2014-15*:

Item No.	Title of the Seminar	Name of Institution
(1)	(2)	(3)
1.	Problems and Prospects in Ensuring Universal Access of Sanitations to Urban Poor families.	Basti Area Development Council (BADC), Orissa.
2.	Value Added Science Awareness to Strengthen Women's role in Climate Resilient Agriculture and Sustainable Development.	National Council for Climate Change Sustainable Development and Public Leadership (NCCSD), Ahmedabad.
3.	Violence against Women and Children Emerging Perspective, Issues and way forward.	Gurukul Sewa Samiti, Jaipur.
4.	"Sustainable Livelihoods Development Through Non Timber Forest Products: Issues Challenges and Way Forward.	Society for Resource Integration and Development Action (SRIDA), Jabalpur (M.P).
5.	Engendering Development and Gender Budgeting: Initiatives, experiences and Strategies.	CADRE – India, Tamilnadu.
6.	Social Ethics of Technology and Business in Entrepreneurship Development.	Madhav Institute of Technology and Science, Gwalior.
7.	Care and Protection of Marginalized Children: Emerging Issues, Challenges and Way Forward.	Abyudaya Yuvajana Sangam, Kurnool.
8.	Homestead Land Rights, Policy and Practices in India : Status, Issues and Challenges	Deshkal Society, Delhi.

* up to 31st December, 2014

4.23.6 The following Studies have been completed during the year 2014-15* given below:

Annexure-4.4

Sr. No.	Title of the Study	Institution / Researcher
1.	Reorganizing Tax Department for VAT Administration: A Study of North Eastern States.	Foundation for Public Economics and Policy Research, New Delhi
2.	Socio Economic Benefits of Stream Tank Well Integration Involving Farmers Participation.	Bharat Integrated Social Welfare Agency, Orissa
3.	Right to Homestead Land in Rural Bihar – A Study of its status, Issues & Challenges in implementation of Policies and Provisions	Deshkal Society, New Delhi
4.	Child Labour with Special Reference to National Child Labour Project – Impediments and Policy Interventions	Prognosys E Services Pvt. Ltd, Noida (UP)
5.	Child Marriages in India – A Study of Situation, Causes & Enforcement of Child Marriages Prohibition Act	Pandit Govind Ballabh Pant Institute of Studies in Rural Development, Lucknow
6.	Evaluation of Framework of Appraisal of Projects	Indian Institute of Management, Bangalore

* up to 31st December, 2014

4.23.7 A total number of 226 study reports have been placed so far on the web-site of the erstwhile Planning Commission for wider use in research and planning development.

4.23.8 NITI Aayog (erstwhile Planning Commission) receives the study reports in hard copies as well as on CD/floppies. For easy accessibility and for better utilization and exchange of views these reports are put on the Web site of the NITI Aayog (then Planning Commission). Copies of the reports are also circulated to concerned Departments /Ministries at the Centre and States and senior officers of the NITI Aayog (erstwhile Planning Commission). The concerned divisions in the NITI Aayog (erstwhile Planning Commission) process the study reports from the point.

4.23.9 During the year 2014-15, the Division followed up with the concerned organization (grantees) for submission of draft/final report in connection with the ongoing studies. During the year the division also re-examined the approved seminar proposals.

4.23.10 The Division addressed several RTI, Parliament Questions & VIP references.

4.23.11 The scheme was revised in 2013 with due focus on the experiences learnt during the currency of the previous version of the scheme. Ceiling limits were enhanced to make the scheme more realistic and relevant in the context of the present cost conditions, new sub-categories were introduced and the process of selection and funding of proposals was suitably modified to ensure that the studies to the Planning

Commission in its endeavor to do national planning are taken up through a more objective procedure based on the GFR provisions, under this scheme.

4.23.12 Thrust areas from various SMDs were asked for under the New Research Guidelines and accordingly the thrust areas were advertised by the then Planning Commission vide different public notices and EOIs from various institutes/organization were received and examined for the concurrence of the SMDs.

4.24 RURAL DEVELOPMENT DIVISION

4.24.1. Nearly 70 per cent of India's population is rural, 25 per cent of which lives in poverty. The Rural Development Division of the NITI Aayog (erstwhile Planning Commission) oversees the Government's mega-schemes which seek to ensure that benefits of growth reach rural India, and empower its inhabitants to rise above the poverty line. These schemes -- the Mahatma Gandhi National Rural Guarantee Act (MGNREGA), the Indira Awaas Yojana (IAY), the National Rural Livelihoods Mission (NRLM)-Aajeevika, and the National Social Assistance Programme (NSAP) – are implemented by the Ministry of Rural Development (MoRD). The Division also monitors the progress of rural drinking water and sanitation schemes of the Ministry of Drinking Water and Sanitation (MDWS). The year continued to highlight the necessity of poorer States to improve their organizational skills to maximize the outcome of their financial resources under the Schemes.

4.24.2. The Union Budget for 2014-15 has made a provision of Rs.80,093.33 crore for the Department of Rural Development (MoRD), with a Plan component of Rs.80,043.00 crores and a non-Plan component of Rs. 50.33 crore. The Annual Plan proposals and Budget estimates of the Department for 2014-15 were examined by the Division in detail.

4.24.3. The Plan and non-Plan provisions of the various schemes during 2014-15 are: MGNREGA: Rs.34,000 crores; IAY: Rs.16,000 crores; NRLM (Aajeevika): Rs.4,000 crores; and NSAP: Rs.10,635 crores. MGNREGA is a demand-driven programme and the allocation made for it may vary according to demand by the year-end. Under MGNREGA, by 1st January, 2015, an expenditure of Rs.26,830.23 crores has been incurred by the States. This includes Rs.19159.78 crores on wages, Rs.6121.25 crores on materials and Rs.1549.19 crore on administrative requirements. The percentage of expenditure on agriculture and agriculture allied works during 2014-15 is 60.67 as against 57.3 during 2013-14.

4.24.4. MGNREGA, monitored by the Division, is a rights based programme and provides work when there are limited alternate employment opportunities available. A big employer, it now covers all 648 rural districts, ensuring fair wages to workers who earlier had no option but to sell their labour cheaply. The Scheme has added to the employment opportunities available, and not substituted other forms of employment including agriculture.

4.24.5. On an average, since its nationwide coverage in 2008, five crore rural households have been provided with wage employment each year. As against 13.21 crore total job cards issued under MGNREGA, there were 6.63 crore active job cards on 1st January, 2015. The scheme has 28.52 crore workers and the number of active workers on 1st January, 2015 was 10.67 crore. SC workers constituted 21.11 per cent of the active workers and the STs 16.49 per cent. The person days generated during the nine-month period till 1st January, 2015 was 122.4 crore (SC 22.69 per cent and ST 16.64 per cent). During 2013-14, the total number of person days was 220.34 crore. Women continue to get good percentage of person days this year too. On 1st

January, 2015, they accounted for 55.48 per cent of the total person days, as against 52.8 per cent during 2013-14. The mandatory requirement for women's participation is 33 per cent. The average wage rate per day per person during the year was Rs 140.98 and the total number of households completed 100 days of wage employment was 10,26,814 as against the average wage rate of Rs 132.7 and the number of households with 100 days wage employment of 46,58,851 during 2013-14, respectively. The average days of employment provided per household during the year has been 33.83 as against 45.97 during 2013-14. An NSSO survey has found high-usage of assets created through MGNREGA works.

4.24.6. With a view to optimize the use of funds, and to do away with parking of funds at various levels and resultant inefficiencies in fund flow, the MoRD has prescribed an electronic fund management system (eFMS) for adoption by all States. As on 1st December, 2014, 94 per cent of the Gram Panchayats (GPs) have moved to eFMS for wages through banks and about two-third of the GPs having postal accounts have moved to eFMS. The MoRD has, in a communication on 22nd December, 2014, asked all State Rural Development Departments to pro-actively pursue the conversion of all payment modules (wages, materials and administrative) to eFMS, wherever it is not already done, so that all payment modules in all the Blocks are brought under eFMS on or before 1st April, 2015 positively.

4.24.7. After the Union Finance Ministry's notification of the MGNREGS under the Direct Benefits Transfer (DBT) Scheme, the MoRD has in another communication on 23rd December, 2014, asked State Governments to take all required steps to operationalize the system. The DBT, at present, covers 300 districts, and the MGNREGS is operational in 287 of these.

4.24.8. In a clarification on 25th August, 2014 regarding the use of machines in MGNREGA works, the MoRD informed the State Governments, that subject to subsequent social audit, the use of machines could be allowed where the use of such machines was essential for maintaining quality and durability of the works, and for works in flood prone areas.

4.24.9. On the advice of the Ministry of Agriculture, the MoRD has on 29th December, 2014 advised State Governments to undertake, as part of MGNREGA works, plantation of 11 species of trees like neem, olive, jatropha, mahua, simarouba, cheura, kokum, jajoba, Tung, wild apricot and karanja in degraded forest lands for oilseeds. The plantation would enhance green cover, supplement income of scheduled tribes, while reducing dependence on imports for edible oil.

4.24.10. The Indira Awaas Yojana (IAY), implemented as an independent scheme since 1996, aims to provide assistance for construction and upgradation of dwelling units to the BPL rural households, with special emphasis on SCs and STs (60 per cent), minorities (15 per cent) and persons with disabilities (three per cent). The States can have higher percentages. The number of houses sanctioned for all categories during 2014-15 was 16,65,891 and the number of completed houses till 1st January, 2015 was 904144. The MoRD has in a circular to State Governments on 2nd January, 2015 asked them to utilize the services of the Ombudsman functioning under the MGNREGA for disposal of individual grievances and irregularities in the implementation of the IAY. In another circular on 5 December 2014, the MoRD has informed the States that existing bank account holding IAY beneficiaries need not open fresh bank accounts to benefit from accident coverage and credit facility as per RuPay Debit Card conditions under

the Pradhan Mantri Jan Dhan Yojana (PMJDY).

4.24.11. The National Rural Livelihoods Mission (NRLM)-Aajeevika, the third rural development scheme to empower the rural poor, is the 2011-restructured form of the Swarnajayanti Gram Swarozgar Yojana (SGSY) which was launched in 1999 to help poor earn sustainable income through self-employment and micro-enterprises. The SGSY strategy was to organize the poor into self-help groups (SHGs) and build up their capacities systematically to access self-employment opportunities. The scheme was restructured into NRLM as there was uneven mobilization of rural poor into SHGs, insufficient capacity building of beneficiaries and lack of professionals to implement the programme. Against the target of promoting 640074 SHGs during 2014-15, 187357 SHGs were promoted in the country during the year up to 1st January, 2015. In a major step, the Reserve Bank of India (RBI) has in a circular on 9th December, 2014 asked all public sector and private banks to implement revised MoRD guidelines for 2014-15 on interest subvention to women's self-help groups (SHGs) formed under NRLM. As per the guidelines, all women SHGs will be eligible for interest subvention on credit up to Rs. 3 lakhs at seven per cent per annum.

4.24.12. The National Social Assistance Programme (NSAP), the fourth major rural development scheme, is being implemented by the Ministry of Rural Development since 15th August, 1995. This programme covers both rural as well as urban areas, and seeks to enforce the Directive Principles of State Policy, particularly Article 41 which directs the State to provide public assistance to its citizens in case of unemployment, old age, sickness and disablement. Under NSAP, 100 per cent Central Assistance is extended to the States/UTs to provide the benefits in accordance with the norms, guidelines and conditions laid

down by the Central Government. The NSAP, at present, comprises five schemes: Indira Gandhi National Old Age Pension Scheme (IGNOAPS); the Indira Gandhi National Widow Pension Scheme (IGNWPS); the Indira Gandhi National Disability Pension Scheme (IGNDPS), the National Family Benefit Scheme (NFBS) and Annapurna. The NSAP schemes have been converted into Centrally Sponsored Schemes from 2014-15. During the financial year (2014-15), the total Central Releases for the NSAP schemes, till December-end, 2014, were Rs 7072.93 crore and the total expenditure by the States was Rs 5332.21 crore. Simplifying procedures under the IGNWPS, the MoRD has in letter to the States Governments on 17 September, 2014 asked them to ensure that death certificates of males should mention the names of their wives as the absence of this detail in the certificates was delaying the receipt of benefits by the eligible widows.

4.24.13. Saansad Adarsh Gram Yojana (SAGY), a new initiative in rural development, was launched by the Government of India on 11th October, 2014 with the objective that these Adarsh Grams (Model Villages) serve as the "nucleus of health, cleanliness, greenery and cordiality" within the village community. The scheme's Guidelines call upon Members of Parliament (MPs) to make one village of their choice in their constituency a Model Village by 2016, and another two villages by 2019. Unlike other Schemes, the SAGY does not look at the beneficiaries as receivers and the Government as the doer. Taking development to the door-step of villages, the scheme aims to empower the villagers to make choices and provide them with opportunities to exercise these choices. The scheme will give direction, and the villagers are expected to use their ingenuity to pave their own path through hard work and entrepreneurial skills. Utilising the advantages of Jan-Bhagidari, the scheme will take initiatives in

children's education, particularly smart schools, e-libraries, green schools. The Model Villages will serve as demonstration villages for the surrounding areas. The Adarsh Gram will have a population of three to five thousand in plain areas and 1000 to 3000 in hilly, tribal and difficult areas. The Member of Parliament would be free to identify any village for the scheme, other than his own or that of his/her spouse. The scheme would utilize in a convergent manner resources available from existing schemes like IAY, PMGSY, MGNREGS, RKVY, NRLM, National Health Mission (NHM), SarvaShikshaAbhiyan (SSA), Backward Regions Grant Fund (BRGF), Member of Parliament Local Area Development Scheme (MPLADS), schemes of MLAs and CSR funds, and no additional funding will be required. The scheme will leverage the strengths of the private, voluntary and cooperative sectors. There will be evaluation mid-term and post-project by competent independent agencies.

4.24.14. In another initiative, the Government of India launched the Dr.Shayma Prasad Mukherji RURBAN Mission on 8th August, 2014 to deliver integrated project-based infrastructure in the rural areas. The RURBAN Mission aims at providing basic amenities in rural areas and check migration from there to cities. The scheme envisages development of economic activities and skill development and helping rural areas get efficient civic infrastructure and associate services. The preferred mode of delivery would be through PPPs while using various scheme funds. The Mission will be linked with e-governance and achieve targets in a time bound manner. Best practices of cooperatives, NGOs and other sectors can also be dovetailed into the scheme. A provision to spend Rs. 100 crore has been made for 2014-15.

RURAL DRINKING WATER AND SANITATION

4.24.15. The Rural Development Division is also charged with the responsibility of formulation and monitoring of Plan, Programmes and Policies relating to Drinking Water and Sanitation, including solid and liquid waste management.

4.24.16. The works relating to Annual Plan 2014-15 for various States and UTs for Rural Drinking Water and Rural Sanitation were accomplished. The Annual Plan 2014-15 of the Ministry of Drinking Water and Sanitation (MDWS) was also completed.

4.24.17. Two Centrally Sponsored Schemes namely (a) 'National Rural Drinking Water Programme (NRDWP)' and (b) 'Nirmal Bharat Abhiyan (NBA)' now restructured in to Swachh Bharat Mission (Gramin) [SBM (G)] are being implemented in the country in respect of rural drinking water and rural sanitation respectively.

NATIONAL RURAL DRINKING WATER PROGRAMME (NRDWP)

4.24.18. The Central Government has been supplementing the efforts of the State Governments through the Centrally Sponsored Scheme viz. National Rural Drinking Water Programme (NRDWP) for providing drinking water facilities in rural areas of the country.

4.24.19. A Plan Outlay of Rs.11,000 crore has been made for NRDWP in the budget of the Ministry of Drinking Water and Sanitation (MDWS) for the year 2014-15. Out of which Rs.6995.35 crore has been released to the States upto December, 2014. During 2014-15, 63,047 number of habitations have been fully covered with drinking water supply upto December, 2014 against the target of 1,36,728 number of habitations under the programme.

SWACHH BHARAT MISSION (GRAMIN)

4.24.20. The Government of India administers Swachh Bharat Mission (Gramin) [SBM (G)], a comprehensive programme to ensure sanitation facilities in rural areas with the main goal of eradicating the practice of open defecation and ensuring clean environment. The rural sanitation programme was started in 1986 as Central Rural Sanitation Programme (CRSP) and was launched as Total Sanitation Campaign (TSC) in 1999. Total Sanitation Campaign (TSC) was renamed as Nirmal Bharat Abhiyan (NBA) with effect from 1.4.2012. NBA has now been restructured in to Swachh Bharat Mission (Gramin) [SBM (G)] with effect from 02.10.2014. A Plan Outlay of Rs. 4260 crore was made for NBA in the budget of the MDWS for the year 2014-15, out of which Rs.1366.58 crore has been released to the States up to December, 2014.

4.24.21. The physical achievements (cumulative) since inception of the scheme under the programme up to December, 2014 are: 9.85 crore Individual Household Latrines, 13.51 lakh School Toilets, 4.74 lakh Anganwadi Toilets and 28,097 Sanitary Complexes against the Project objectives of 12.76 crore Individual Household Latrines, 13.77 lakh School Toilets, 5.38 lakh Anganwadi Toilets and 34,400 Sanitary Complexes.

4.25. SCIENCE AND TECHNOLOGY DIVISION:

4.25.1 Science and Technology Division involves in the activities relating to the Annual Plans, Examination of Plan Proposals/Projects/Schemes relating to Science and Technology Sector of the Centre Scientific Developments/Agencies viz., Department of Atomic Energy (DAE) (R &D sector), Department of Space (DoS), Department of Science & Technology (DST). Department of Scientific and Industrial Research (DSIR) including CSIR, Department of Biotechnology

(DBT), and Ministry of Earth Sciences (MoES) as well as S & T Programmes of the States/UTs .

4.25.2 The following activities were undertaken by Science & Technology Division during Annual Plan (2014-15):

- Annual Plan (2014-15) proposals of Central Scientific Departments/Agencies viz., DST, DBT, DAE (R & D sector), DSIR/CSIR, DoS and MoES were examined and finalised.
- Annual Plan (2014-15) proposals of State/UTs under S & T sector were examined and briefs prepared on the proposals.
- The Physical and Financial Goals sets by Central S & T Ministries/ Departments during 2009-12 and for first two years of Twelfth Five Year Plan and their present status along with the policy recommendations for S & T sector were prepared for the New Government.
- A comprehensive roadmap for development of North Eastern States through S & T intervention is prepared.
- Activities relating to preparation of Annual Report and providing inputs for parliament questions, RTI and VIP references etc., have been undertaken during the year 2014-15. Officers of the Divisions are actively participating in the several meetings on SFC/EFC/Governing body/Council of the departments concerned.
- Oversight Committee for Implementation of National Data Sharing & Accessibility Policy (NDSAP) in the Commission met three times during the 2014-15 to review the progress of the uploading the data sets of the Planning Commission on the data portal and discussed the future plan of activities. During 2014-15, 593 additional data sets were uploaded. As on 31.12.2014,

1560 Datasets of Planning Commission are available on the Data portal for users.

4.26. STATE PLANS DIVISION

4.26.1 The State Plans Division in the NITI Aayog (erstwhile Planning Commission) is entrusted with the responsibility of assisting in finalizing the Annual Plans and Five Year Plans of States/Union Territories. The Division coordinates all activities relating to the formulation of plans of States/Union Territories such as issuing of guidelines, finalizing the plan size and sectoral outlays of States/Union Territories. The Division also deals with matters relating to sanction of Additional Central Assistance to States/Union Territories for specific schemes /projects and also proposals regarding externally aided projects and revised outlays of States/Union Territories. The Division is the repository of detailed information relating to Plan Outlays and Expenditure of States/Union Territories.

4.26.2 During the year 2014-15, besides performing the above functions, the Division dealt with VIP references and Parliament Questions relating to the States/Union Territories Annual Plan outlays, Revised Outlays, Expenditures and Externally Aided Projects etc.

4.26.3 The Centrally Sponsored Schemes, which are hitherto a part of Central Plan, have been restructured and reclassified as Central Assistance to States & UT Plans from 2014-15. A total of Rs. 338408.49 crore was provided in the Budget Estimates for 2014-15 as Central Assistance for State and UT Plans of which Rs. 28514.00 crore was on account of Normal Central Assistance, Rs. 11000.00 crore as Special Central Assistance (Untied), Rs. 6837.00 crore as Special Plan Assistance, Rs. 4577.00 as Special Central Assistance for Hill Areas, Tribal Sub Plan, Grants under Proviso to Article 275 (1), Border Area & North Eastern Council, Rs. 15500.00 crore

as Additional Central Assistance for Externally Aided Projects, Rs. 1261.00 crore as Additional Central Assistance for Other Projects, Rs. 3950.00 crore as MP's Local Area Development Scheme and the remaining Rs. 266769.49 crore for other Centrally Sponsored Schemes (restructured) like Sarva Siksha Abhiyan (SSA), Integrated Child Development Service (ICDS) including National Nutrition Mission (NNM), Indira Awas Yojana, Backward Regions Grant Fund (BRGF), Jawaharlal Nehru National Urban Renewal Mission (JNNURM), Accelerated Irrigation Benefit and Flood Management Programme (AIBFMP), Rashtriya Krishi Vikas Yojana (RKVY), and National Social Assistance Programme (NSAP) etc.

ISLAND DEVELOPMENT AUTHORITY (IDA):

4.26.4 The Island Development Authority Cell was set up in 1986 to serve as the secretariat for the Island Development Authority under Prime Minister and its Standing Committee under the then Deputy Chairman, Planning Commission. It is an important institution to bring to draw attention towards the problems of India's remote island territories and to evolve constructive solutions. The IDA decides on policies and programmes for integrated development of the islands of Andaman & Nicobar and Lakshadweep keeping in view all aspects of environmental protection as well as the special technical and scientific requirements of the islands. It also reviews the progress of implementation and impact of the development programmes.

4.26.5 During the year preparatory work for convening 14th Meeting of the IDA was completed. The latest status report of the Action Taken on the recommendations of the 13th IDA was compiled. Secretary, the then Planning Commission chaired a meeting with the Secretary, Telecommunication, Government of

India and other senior officers of the department on 2nd May, 2014 to review the status of laying an undersea optical fibre cable data-link between the mainland and Andaman Nicobar Islands, one of the important recommendations of IDA. A detail background note on the decisions taken in each Meeting of IDA, since its inception was also prepared for information of the Prime Minister's Office.

4.27 DEVELOPMENT OF NORTH EAST-ERN REGION (DONER):

4.27.1 NITI Aayog (erstwhile Planning Commission) has been supplementing the development efforts of the NE States by significant

levels of plan investment by providing Special Plan Assistance (SPA/ACA) and Special Central Assistance (untied fund) in addition to the schematic Central Assistance. The total ACA/SPA provided during the 10th Plan was Rs. 3458.18 crore which was stepped up to Rs. 16555.50 crore in the 11th plan (an increase of 378.73 %). The increase in total Central Assistance has continued in the Twelfth Five Year Plan Twelfth Five Year Plan also. The SPA and SCA in first three years of Twelfth Five Year Plan Twelfth Five Year Plan Rs. 25469.00 crores.

4.27.2 The State-wise allocation provided during the 11th plan and first three years of the Twelfth Five Year Plan is given in Table – 4.13 below:

Table 4.13
State Plan Allocations and Expenditure

(Rs. In crore)

States	11th Plan			Annual Plan 2012-13			Annual Plan 2013-14			Annual Plan 2014-15	
	Ap- proved Outlay	Total Central Assis- tance (TCA)	Expendi- ture	Ap- proved Outlay	Total Central Assis- tance (TCA)	Expendi- ture	Ap- proved Outlay	Total Central Assis- tance (TCA)	Expendi- ture (Provi- sional)	Ap- proved Outlay	Total Central Assis- tance (TCA)
Arunachal Pradesh	11384.60	9607.57	10335.99	3535.00	3311.24	2712.25	3700.00	3177.15	3443.94	4915.00	4674.09
Assam	31456.51	22673.50	24578.07	10500.00	7861.07	7390.23	12500.00	8873.05	12500.00	18000.00	17568.83
Manipur	10844.31	8802.49	8495.25	3500.00	3433.57	3390.67	3650.00	3745.36	2295.45	4860.00	4909.34
Megha- laya	9677.00	6677.90	8405.66	3939.00	2698.45	2258.07	4151.00	2912.25	3724.71	5350.00	4039.83
Mizoram	6300.00	6112.44	5207.80	2300.00	2246.68	1830.11	2500.20	2513.85	2456.04	3140.00	3520.28
Nagaland	6910.00	7051.26	6359.13	2300.00	2689.00	1830.64	2000.00	2904.70	2000.00	3050.00	4313.18
Sikkim	5163.14	4287.75	4833.92	1877.00	1614.01	1479.11	2060.00	1790.51	2060.00	2680.00	2604.06
Tripura	8160.00	8161.31	7471.07	2250.00	2919.06	2150.70	2500.00	3106.91	2500.00	4850.00	5741.33
Total	89895.56	73374.22	75686.89	30201.00	26773.08	23837.19	33081.00	29023.78	30980.14	46845.00	47370.94

Source: Scheme of Financing states.

Note: 1) Total Central Assistance (TCA) includes NCA, SCA, SPA/OTACA, ACA (schematic), ACA for EAPs.

2) In some States TCA exceeds approved outlay due to large negative opening balance.

In addition to the above, mandatory earmarking of 10% of the Plan Budget by the Central Ministries is also making a substantial contribution in the development of the NER. During budget 2014-15, budget allocated by Central Ministries for NER is Rs. 53,705.72 crore. The utilization of the 10 percent mandatory earmarked funds by the Central Ministries has gone up from 80.8 percent in Tenth Plan to 90 percent in the eleventh plan.

4.27.3 Funds are also provided through M/o DoNER's budget for schemes specifically for the North-East. The schemes are under the category of 'Central Schemes' and 'State Plan Scheme' (Central Assistance to the State) including provision for area specific development packages. The following table 4.29.2 indicates schematic allocation of funds in the budget of M/o DoNER and utilization during 11th plan and first two years of the Twelfth Five Year Plan.

Table 4.14
DoNER Allocation and Expenditure

(Rs.in crore)

S. No.	Scheme	Total 11th Plan (2007-12)		Twelfth Five Year Plan				
		Budget	Expenditure	2012-13		2013-14		2014-15
1	2	3	4	5	6	7	8	9
(A)	Central Sector Scheme (CS)							
a.	<i>Ongoing Schemes</i>							
1	Advertising & Publicity	34.00	28.70	7.00	3.77	7.00	5.29	7.00
2	Capacity Building & Technical Assistance	77.00	74.58	20.00	12.19	20.00	17.25	20.00
3	Loanto NEDFI	300.00	300.00	60.00	60.00	60.00	60.00	60.00
4	North Eastern States Road Investment Programme (NESRIP)-EAP	137.51	0.09	45.00	4.21	45.00	39.66	45.00
5	NER Livelihood Project-EAP	71.50	5.89	35.00	3.09	30.00	26.00	30.00
6	ADB assisted North East Road Project Management Unit	1.50	0.00	2.00	0.37	2.00	0.72	2.00
7	NLCPR-Central	0.00	0.00	36.00	35.97	62.00	61.97	72.00
8	Equity Investment in NEHDC					4.00	4.00	0.00
9	Implementation of Voluntary Retirement Scheme (VRS) in NEHDC					2.00	2.00	0.00
b.	<i>New Schemes</i>							
	NE Roads Corporation					0.00	0.00	200.00
	Organic Farming in NE States					0.00	0.00	100.00
	Sub-Total Central sector Scheme	621.51	409.26	205.00	119.6	232.00	216.89	536.00

(B)	Central Assistance to State Plans							
	Block Grants							
1	ADB assisted North East Road Project Management Unit	3248.00	3187.89	770.00	732.07	770.00	696.56	770.00
2	Non-Lapsable Central Pool of Resources for North Eastern Region (NLCPR)	3585.00	3569.78	880.00#	775.00	950.00	850.60	950.00
3	Karbi Anglong (Special package)	----	----	----	----		0.00	0.00
4	Bodoland Territorial Council (Special Package)	350.00	270.00	50.00	16.41	60.00	17.04	50.00
Sub-Total State Sector Scheme		7183.00	7027.67	1700.00	1523.48	1780.00	1564.2	1770.00
Grand Total		7804.51	7436.93	1905.00	1643.08	2012.00	1781.09	2306.00

– Funds to be earmarked for Karbi Anglong package, subject to submission of proposals

4.27.4 A conference of Chief Ministers of all North East states was organized in Guwahati on 21st - 22nd August by M/o DoNER to streamline effective implementation of developmental schemes of the Ministry. In the conference all stakeholders actively participated to deliberate on developmental issues of NE States under six working groups namely: Connectivity issues addressing road (waterways/railway/aviation/telecom); HRD including Education (Primary & Higher) and Skill Development; Water supply, Health & Sanitation; Agriculture/Horticulture (Animal Husbandry/Sericulture and Minor Irrigation) and Power and Tourism.

4.27.5 To make the NLCPR schemes more responsive and transparent, guidelines are in the process of modifications to incorporate suggestions given by the states in the conference. In order to overcome the delay in completion of projects and early release of funds, selection, sanction and approval of the new projects are being streamlined in such a way that working season of the states from October – April is fully utilized for implementation. An amount of Rs 400 crore has been released in NLCPR State and Rs. 71.97 crore released under NLCPR Central in the last six months.

4.27.6 Development of infrastructure viz. Road, Rail, Air connectivity, Power and Telecom has

been one of the thrust areas in the Twelfth Five Year Planplan. The plan identified some of the critical ongoing projects for completion which were delayed due to various reasons like environment and forest clearance, land acquisition problems, delayed DPR preparation etc. East West corridor which will connect Srirampur (WB) to Silchar (Assam) and extend National East West Corridor upto Assam (Silchar) is targeted to be completed by June, 2015. First Railway line in Arunachal Pradesh from Harmuti to Naharlagun was completed in March, 2014, however, it was inoperative for passenger traffic due to agitation over non-compliance of Inner Line Permit (ILP). The issue has been resolved favorably with Planning Commission efforts with the decision to start the train services by 1st February, 2015. Furthermore, Dudhnoi –Mehndipathar, the first connectivity to Meghalaya was completed in August, 2014 and inaugurated by the Prime minister in November, 2014. Lumding-Badarpur-Silchar- gauge conversion of main line is expected to be completed by March, 2015.

4.27.7 The Sikkim Organic Mission is scheduled to conclude in December, 2015. The Mission has spearheaded Sikkim's journey towards a fully organic state by 2015. In order to leverage the Organic Farming potential in the State and NE region handholding support has been envisaged

by NITI Aayog with the help of concerned stakeholders-Department of Commerce and its subordinate offices-APEDA, Tea Board & Spices Board; Department of North Eastern Region (DoNER); National Centre for Organic Farming (NCOF) and Small Farmer Agri-business Consortium (SFAC). Accordingly, the Sikkim Government has been requested to prepare a sub-plan for 2016-17 and 2017-22 in consultation with these stakeholders for creating internationally recognised brands for few identified products and thereby enabling increased incomes for organic farmers. Keeping in view importance of certification and brand building, a team of officers from NITI Aayog, APEDA, and Government of Sikkim visited Dehradun to hold discussion with Government of Uttarakhand to learn from the Uttarakhand experience in setting up of a public organic certification agency in Sikkim.

4.27.8 The Cabinet Committee on Economic Affairs approved the NER power system improvement project for strengthening of the intra-state transmission and distribution system in November, 2014.

4.28. TRANSPORT

4.28.1 .GENERAL FUNCTIONS

- Providing an integrated approach to transport sector taking into account efficient, sustainable, environmentally friendly and regionally balanced transportation system.
- All the preparatory exercise for formulation of the Five Year Plans and their Mid Term Appraisal and responsible for drafting the Plans for the Transport sector.
- Dealing with regulatory issues such as setting up of Tariff Regulatory Authority in Railways, rationalization of TAMP guidelines, policy reforms in DGCA, etc.

- Examining issues affecting level playing field in the transport sector including tax anomalies in shipping industry, pricing of ATF, etc.

4.28.2 SECTOR SPECIFIC FUNCTIONS

4.28.2.1 RAILWAYS

- Implementation of Dedicated Freight Corridors (DFCs), manufacturing facilities for rolling stock, progress of containerization, setting up of inter-modal hubs, etc.
- Matters related to investment in High Speed Rail, World class railway station, Logistic parks, Long Haul trains, etc.
- Re-organisation of Indian Railways on business lines, accountancy reforms, setting up of SPVs, etc.
- Railway National Projects and projects of strategic importance.
- Promoting alternative means of finance including PPP, participation of private sector in schemes of the railways in rolling stock and connectivity.
- Railway projects related to capacity expansion such as doubling, new lines, gauge conversion and electrification.

4.28.2.2 ROADS

- Implementation of PMGSY- I and policy issues related to PMGSY-2.
- A group has been constituted to examine the slow progress under PMGSY in LWE Districts which submitted its report on 30.09.2014.
- Implementation of SARDP-NE and road connectivity in LWE districts.
- Special package for development of road connectivity for 50 minor sea ports, 24 airports, strategic roads in the State of J&K, etc.

- NHDP and Non-NHDP projects.
- Expansion of the NH network.
- Implementation of Road Reconstruction Plan Phase-I(RRP-I).
- Policy for promoting public transport including the performance and benchmarking of SRTUs and guidance on better policy practices.
- Road safety and promotion of seamless freight transport by road.

4.28.2.3 PORTS AND SHIPPING

- Cabotage policy and policy for promoting Indian shipping.
- Port regulation and tariff setting by TAMP.
- Capital dredging to increase the draft of ports.
- Move towards greater flexibility for decision-making by Port Trusts by introducing corporatization of major ports. Land policy has been announced for major ports.
- Policy for promoting Indian shipping by introducing various policy measures for shipping industry.
- Policy for promoting Inland Waterways and Coastal Shipping•Development of hub-ports in India.
- The Sagarmala concept has been introduced to take up Port-Led Development.
- Inland Waterways Transportation Grid has been proposed.
- Jal Marg Vikas -World Bank study for making NW-I navigable.
- Multi Modal incentive scheme for encouraging Coastal Shipping.
- Central assistance scheme launched for dedicated coastal berths at Major Ports.

4.28.2.4 CIVIL AVIATION

- Establishment of National Aviation University at Rae Barelie, U.P.
- Policy matters relating to FDI in aviation sector.
- Development of Airports in Tier-II and Tier-III cities.
- Policy relating to manufacture of civilian aircrafts by Indian industry.
- Revised policy on route dispersal guidelines to improve services to inaccessible areas.
- Promoting air freight and logistics.
- Policy relating to Development of Aviation Hubs.

4.28.2.5 CONSTRUCTION SECTOR

- Formulation of the Twelfth Five Year Plan Construction Chapter.
- Follow up on easing the constraints in the construction sector identified in the Twelfth Five Year Plan.
- Holding the Indo-Japan construction forum and other similar bilateral forums to promote construction sector.

4.28.2.6 OTHER ITEMS OF WORK

- EFC/SFC proposals relating to the Ministry of Railways, Ministry of Road Transport and Highways, Ministry of Shipping and Ministry of Civil Aviation.
- Cabinet notes related to the above Ministries (other than those involving private investment).
- All matters relating to State specific issues in the transport sector including examination of proposals for ACA.
- All matters relating to International Transport Forum.

- All matters relating to Construction Sector.
- National Transport Development Policy Committee (NTDPC) Report has been submitted and its implementation is under consideration.

The salient activities undertaken during the year by Transport Division are as follows:

4.28.3 EXAMINATION OF INVESTMENT PROPOSALS OF THE TRANSPORT SECTOR AND PARTICIPATION IN MEETINGS OF CONCERNED MINISTRIES

Investment proposals received from Central Ministries of Railways, Road Transport & Highways, Shipping and Civil Aviation were examined in association with Project Appraisal and Management Division before these were considered by the Expenditure Finance Committee (EFC), Public Investment Board (PIB) and Expanded Board of Railways (EBR).

- Officers of the Division attended meetings of various Committees / Groups on Central Roads, Rural Roads, Ports and Shipping, Civil Aviation, Road Transport, High Powered Committee (HPC) on SARDP-NE etc.
- Adviser (Transport) represented the then Planning Commission in the Inter-Ministerial Committee on National Highway Declaration. The Committee is headed by the Secretary – Ministry of Road Transport and Highways (MoRTH) and formulated rational criteria for identification of roads to be declared as National Highways.
- A number of Board meetings of National Highway Authority of India (NHAI) were held during the year. The agenda items, which included detailed project reports for various segments of NHDP for award of

contract were received for examination and comments offered as an input for decision making at the NHAI Board Meetings.

- NITI Aayog (erstwhile Planning Commission) is member of Project Steering Group on High Speed Railways and Elevated Sub Urban Corridor in Mumbai.

Details of some of the salient policy decisions taken in Transport Sector Ministries are as follows:-

(a). MINISTRY OF RAILWAYS

1. Extension of Period of Mumbai Rail Vikash Corporation Ltd.
2. Setting –up of Independent Rail Tariff Authority
3. Review of Foreign Direct Investment (FDI) policy on Railway Transport.
4. Permitting use of Railway Land for Metro Network and opening of Kendriya Vidyalayas etc.

(b). MINISTRY OF ROAD TRANSPORT & HIGHWAYS

1. 4-laning of Dimapur Kohima Section from km 124.100 to km 172.900 of NH-39 (excluding Dimapur and Kohima Bypass) in the State of Nagaland under Special Accelerated Road Development Programme in North Eastern Region (SARDP-NE) Phase 'A' on BOT (Annuity) basis.
2. (i) "Final approval for 4-laning of Numaligarh to Jorhat Section from km 403.200 to km 454.365 of NH-37 in the State of Assam under Special Accelerated Road Development Programme in North Eastern Region (SARDP-NE) Phase 'A' on BOT(Annuity) Basis".
(ii) "Final approval for 4-laning of Jorhat to Demow Section from km 454.365

to km 534.800 of NH-37 in the State of Assam under Special Accelerated Road Development Programme in North Eastern Region (SARDP-NE) 'A' on BOT(Annuity) Basis”.

(iii) “Final approval for 4-laning of Demow-Bogibil Junction from km 534.800 to km 580.778 of NH-37 in the State of Assam under Special Accelerated Road Development Programme in North Eastern Region (SARDP-NE)Phase 'A' on BOT (Annuity) Basis”.

3. Development of six lane of Jalandhar-Amritsar Section (km.387.1 to km 407.1) of National Highway NH-1 in the State of Punjab under National Highways Development Project (NHDP) Phase-II on Engineering Procurement and Construction (EPC) Mode.
4. Review of the Policy on Foreign Direct Investment (FDI) in the Construction Development Sector.
5. “Institutional Framework for Fostering Regional Connectivity – widening/upgradation of highways along the national borders – setting up of National Highways Connectivity Company Ltd. (NHCCL).

MINISTRY OF RURAL DEVELOPMENT (MORD) – PMGSY

1. Launch of Pradhan Mantri Gram Sadak Yojana-II (PMGSY-II) for Upgradation of existing rural road network as part of the sustainable poverty reduction strategy.
2. “Relaxation to (i) Provide for land acquisition cost under PMGSY to the State of Jammu & Kashmir as a special case, and (ii) Change the nomenclature ‘Hill States’ under PMGSY to ‘Special Category States’ for uniformity”.

(d) MINISTRY OF SHIPPING

1. National Waterways – 6 has been notified on Barak River in State of Assam between Lakhipur-Bhanga stretch of the river.
2. Policy Guidelines for land management by Major Ports, 2013 has been notified by the Cabinet.
3. Maritime Shipping Agreement has been signed between India and Vietnam.
4. Cooperation Agreement has been signed between the Maritime Authority of Panama and the Directorate General of Shipping of India.
5. MOU signed between the Ministry of Shipping, Government of India and the Ministry of Infrastructure of Ukraine in the field of Maritime Transport.
6. Two new Green Major Ports at Sagar (WB) and Durgarajpatnam (AP) have been notified by the cabinet to be developed on PPP mode.
7. The inter-ministerial committee on Capital Dredging for Major Ports has submitted the final report on the basis of four meetings under the Chairmanship of Member (BKC).
8. New initiatives had been taken on Inland waterways sector to increase the private investment on National Waterways to make it as a viable alternative mode of transport including coal transportation to Thermal Power plants, fertilizers, food grains, etc.
9. Guidelines for Determination of Tariff for Projects at Major Ports, 2013 has been notified.

MINISTRY OF CIVIL AVIATION

1. Establishing Civil Aviation Authority.
2. Setting- up of National Aviation University.
3. Developing Aviation Hubs in India.
4. To declare Bhopal, Bhubaneswar, Indore,

Imphal and Raipur airports as International Airports.

5. Rolling back of Retirement Age of Hotel Corporation of India (HCI).

4.29. TOURISM CELL

4.29.1 Tourism Division is primarily involved in the process of planning, promotion and development of the Tourism Sector so as to ensure balanced and sustainable development of tourism in the country. It is also concerned with the formulation/implementation of policy issues concerning tourism Sector to make it more responsive to the present and future requirements of the country.

4.29.2 The important activities under taken during the year 2014-15 are indicated below:

- Overall planning of tourism sector in the country.
- Finalisation of Annual Plan outlay for tourism sector.
- Annual Plan 2014-15 proposal of the Ministry of Tourism was discussed and recommendations made after in-depth examination.
- The total outlay approved for schemes under tourism sector is Rs. 1896.28 cr.

4.29.3 Review of progress of major tourism projects/schemes:

- Examination of various Additional Central Assistance proposals sent by various State Governments and substantive comments/views furnished.
- Examination of various Special Plan Assistance proposals received from State Plan Division and comments/views furnished.
- Examination of Investment proposals received from Ministry of Tourism in

consultation with project Appraisal and Management Division.

- Examination of various proposals received from Prime Minister's Office/VIP and furnished suitable comments/views.
- Participated in meetings pertaining to implementation of various schemes.

4.29.4 The major achievements in the tourism sector during the year are:

- The Government has launched Tourist Visa on Arrival (TVoA) enabled by Electronic Travel Authorization (ETA) on 27th November 2014 for 43 countries at 9 airports. Prior to it, only the normal TVoA scheme was in operation for 12 countries. Tourist Visa on Arrival (TVoA) registered an increase of 92.4% during January-December, 2014 over the same period.
- Inbound Tourism has been showing remarkable improvement in recent months.
- In the Budget for 2014-15 two new schemes have been announced with the following allocation:
 - ❖ Rs. 500 crore for developing 5 tourist circuits around specific themes.
 - ❖ Rs. 100 crore for National Mission on Pilgrimage Rejuvenations and Spiritual Augmentation Drive (PRASAD).
- For greater visibility of "Incredible India", outdoor advertising campaigns including advertising at airports and on buses / trams, hoardings & billboards have been undertaken at prominent places in the important cities including Amsterdam, Barcelona, Beijing, Belgrade, Cape Town, Dubai, Durban, Frankfurt, Johannesburg, Kuwait, Milan, New York, Ottawa, Paris, Singapore, Stockholm, Tokyo and Toronto.

- The National Guidelines for safety and security of tourists formulated.
- A brochure on Visa-on-Arrival enabled by ETA was published.
- Ministry has accorded approval for setting up of Food Craft Institute at Khajuraho in Madhya Pradesh and has sanctioned Central Financial Assistance of Rs.475.00 lakhs.
- The foundation stone for setting up of Indian Culinary Institute has been laid on 02-09-2014. Decision taken to set up Sector Skill Council (SSC) to regulate and promote hospitality and tourism related education and skill development in the country. Culinary Survey of India for identification and documentation of recipes launched
- Niche Tourism: Comprehensive Sustainable Tourism Criteria for India (STCI) for three important Sectors of Tourism Industry- Accommodation, Tour Operators and Beaches, Backwaters, Lakes & Rivers launched on 26.8.2014.

4.30 VOLUNTARY ACTION CELL

4.30.1 The role of the voluntary sector in the development of the country is well recognized. Voluntary organization's (VOs) reach all corners of the country and their proximity to the people on the ground is one of their biggest advantages. They are now treated as partners in development, instead of just being implementers of government schemes and promoters of awareness.

4.30.2 During the year 2014-15 Voluntary Action Cell dealt with various issues concerning Voluntary Sector as well as those relating to implementation of recommendations of the 'National Policy on Voluntary Sector'.

4.30.3 The National Policy on the 'Voluntary Sector' (2007) highlights the need for databases of VOs and states, "Databases of VOs working in

different fields and different levels are useful for communication within the Voluntary Sector and the public and private sector. The Government will commission suitable agencies to prepare and update such databases." To implement this recommendation, the NGO Partnership System, a web based portal has been designed, developed and put in to operation by the Planning Commission in 2009, in collaboration with the NIC and with the cooperation of the Key participating Ministries and autonomous bodies. The portal (<http://ngo.india.gov.in>) at present provides NGOs with (i) details of VOs / NGOs across India (ii) details of Grant-in-aid Schemes of Key Ministries/Departments available to NGOs and (iii) facility for NGOs to apply on line for receiving grant-in-aid. In order to bring greater transparency, efficiency and accountability in to the system of grant-in-aid to NGOs, Secretary, erstwhile Planning Commission requested all the Secretaries of the participating Ministries / Departments to make it mandatory for all NGOs applying for grants-in-aid to sign-up with NGO-PS portal of Planning Commission. Nearly 66,750 VOs /NGOs have 'signed up' at NGO-PS portal (as on 19.02.2015)

4.30.4 During the year meetings were also held with D/o Electronics & Information Technology to take further action to improve and strengthen the NGO-PS portal. Subsequently a proposal was also been sent seeking their technical assistance for the said purpose.

4.30.5 Meetings were also held with some NGOs like Crisil, Credibility Alliance regarding accreditation methodologies for accreditation of NGOs.

4.30.6 During the year the officers of the division participated in the meetings of the Screening Committee held in M/o Information & Broadcasting to consider proposals from NGOs

to set up Community Radio Stations.

4.30.7 During the year 2014-15, a PMO reference had been received requesting to review the Centrally Sponsored Schemes being implemented through NGOs by various Ministries/Departments of Government of India and submit a report indicating the same. Accordingly, 8 Centrally Sponsored Schemes (CSS) including their components and 62 Central Sector (CS) Schemes under which grants-in-aid are provided to NGOs were reviewed and a detailed report was submitted to PMO on best practices adopted in the above cited schemes regarding Selection Procedure, Monitoring & Evaluation, accountability and transparency. Besides identifying schemes similar in their objectives under which grants in aid are provided to NGOs common challenges being faced in implementation of the above cited schemes were also identified. In the report, recommendations were made for enhancing transparency, targeted and efficient delivery, monitoring and evaluation. The said report was prepared on the basis of a detailed study covering various aspects of the Schemes viz. purpose, funding pattern, selection procedure, monitoring & evaluation, accountability and States covered etc.

4.30.8 In response to another PMO reference, details of grants released to Non-Government Organizations (NGOs) by Planning Commission during the years 2012-13 and 2013-14 were provided after consolidating information received from the concerned Divisions.

4.30.9 Besides above, VAC dealt with RTI Applications Parliament Questions and other miscellaneous references received.

4.31 VILLAGE INDUSTRIES AND SMALL ENTERPRISES DIVISION

4.31.1 Village & Small Enterprises Division covers micro, small and medium industries

under Ministry of Micro, Small and Medium Enterprises (MSME) including Khadi & Coir sector. This Division also covers Handloom, Handicraft, Wool, Silk and Power loom sector under Ministry of Textiles and Food Processing sector under Ministry of Food Processing Industries.

4.31.2. This Division finalized the schematic Annual Plan outlay for the year 2014-15 after an in-depth examination and discussion with the Ministries/Departments. EFC/SFC notes were examined from techno economic angle and comments were given for incorporation in the EFC/SFC note.

Major Programmes under purview of Village and Small Enterprises Sector

S. No.	Programmes
1	MSME Clusters Development Programmes
2	Credit Linked Capital Subsidy Scheme
3	Credit Guarantee Fund Scheme for MSEs
4	Prime Minister's Employment Generation Programme(PMEGP)
5	Khadi Reform Programme
6	Scheme of Fund for Regeneration of Traditional Industries
7	Handloom Weavers Comprehensive Welfare Scheme
8	comprehensive Handloom Development Scheme (CHDS)
9	Handicrafts Artisans Comprehensive Welfare Scheme
10	Infrastructure 85 Technology Development Scheme
11	Catalytic Development Programme (CDP) in Sericulture
12	Mega Clusters Scheme
13	Rejuvenation, Modernization and Technology Upgradation of Coir Industry
14	Infrastructure Development Scheme for Food Processing Industry
15	National Mission on Food Processing Industry

4.32 WATER RESOURCES DIVISION

4.32.1 Water Resources Division of the Planning Commission is charged with the responsibility of formulation and monitoring of Plan, Programmes and Policies relating to Water Resources, which inter-alia includes irrigation (major, medium and minor projects), flood control (including anti-sea erosion works) and command area development. The Division is also the nodal Division for attending the works towards the National Water Mission which is a part of the National Action Plan on Climate Change.

4.32.2 IRRIGATION, FLOOD CONTROL AND COMMAND AREA DEVELOPMENT

- (i) The Annual Plan 2014-15 of Ministry of Water Resources, River Development and Ganga Rejuvenation pertaining to regular budget was completed in consultation with the Ministry.
- (ii) The outcome budget for the Ministry of Water Resources, River Development for the year 2014-15 prepared by the Ministry was examined and suggestions were made for their incorporation. Ministry incorporated the suggestions and it was vetted by the Division.
- (iii) The work relating to the assessment of the performance in the Water Resources sector at the mid-term of the 12th Five Year Plan was taken up and inputs provided for preparing the thematic chapter.
- (iv) Water Resources Division re-constituted the Monitoring Committee under the Chairmanship of Secretary Planning Commission to monitor the Integrated programme to address water-logging problem in South-West Punjab.
- (v) Water Resources Division provided its views on the Expenditure Finance Committee Memoranda prepared by the Ministry of Water Resources, River Development and Ganga Rejuvenation pertaining to Proposal for Namami Gange - Integrated Ganga Conservation Mission/Programme under National Ganga River Basin Authority with an estimated cost of Rs 21,272 crore. Also EFC Proposal on Prime Minister Krishi Sinchai Yojana (PMKSY) was processed and commented.
- (vi) Also Cabinet Notes on different subjects by Ministry of Water Resources, River Development and Ganga Rejuvenation (i) on Inter State Water Disputes Act (ii) Modification of funding pattern of ongoing Major and Medium Irrigation (MMI) projects benefitting Desert Development Programme (DDP) Area under Accelerated Irrigation Benefits Programme (iii) Modification of funding pattern to 75:25 (Centre:State) from the existing 25:75 for Non-Special Category States/areas and relaxation in the criteria of convergence of the scheme with Integrated Watershed Management Programme under already approved scheme for continuation of Repair, Renovation and Restoration of Water Bodies in XII Plan and (iv) Revision of Central Assistance under Flood Management Programme to Coastal Erosion Works during the XII Plan were commented.
- (vii) The erstwhile Planning Commission issued investment clearances for 7 projects out of which 2 are flood control projects, 4 are major and medium irrigation projects and one is an Extension, Renovation

and Modernisation project (inter-alia including for revised cost) during the period from 1.4.2014 to 31.12.2014. 49 projects were accorded time extension for their completion during the period. The list of these projects is at annexure. Planning Commission has proposed to delegate its power for according the Investment Clearance for inter State major, medium and flood control projects in future for their inclusion in the State Plans to the Ministry of Water Resources, River Development

and Ganga Rejuvenation.

- (viii) Under Accelerated Irrigation Benefits Programme, an allocation of Rs. 8992.22 crore (Central grant) has been provided in 2014-15 regular budget against B.E. of Rs. 12962.00 crore (Central grant) in 2013-14.
- (ix) The Division processed and commented on the ACA and Hill Area Development Programme schemes received from various States for funding by the Planning Commission during the year 2014-15.

Annexure 4.5

List of projects accorded investment clearance by the Planning Commission during the period from 1.4.2014 to 31.12.2014

Sl No.	Date	Subject	Estimated Cost	State
1	31.7.2014	Rukura Irrigation Project (Medium revised)	Rs. 256.09 Crore at 2013 price level	Odisha
2	31.7.2014	Kanupur Irrigation Project (Major revised)	Rs. 180.25 crore at 2013 price level	-do-
3	6.8.2014	Subernarekha Irrigation Project (Major revised)	Rs. 5561.57 Crore at 2013-14 price level	-do-
4	6.8.2014	Rengali Irrigation Project (Major revised)	Rs. 1962.33 crore at 2013 price level	-do-
5	11.9.2014	Loktak Lift Irrigation project (Extension, Renovation and Modernisation Major)	Rs.360.05 Crore at 2011 price level	Manipur
6	28.8.2014	Protection of flood embankment along Kolong river from Raha to Jagi(R/B) (in between Ch 19 km and 54 km)	Rs. 24.579 Crore at 2013-14 price level	Assam
7	17.9.2014	Anti-erosion measures to protect Dirak Na-Chumoni and its adjoining areas from the erosion of the river Noa-Dehing and Dirak	Rs. 14.151 Crore	Assam

4.33 WOMEN & CHILD DEVELOPMENT DIVISION

4.33.1 The Women & Child Development Division is responsible for overseeing policies with respect to ensuring overall survival, development, protection and participation of

women and children constituting over 70% of the population largely guided by the following two objectives:

- To empower women to live with confidence, dignity and economic & educational abilities
- To nurture children to develop to their full

potential, make them safe and healthy in protective environments

The major activities of the Division during 2014-15 are as follows:

4.33.2 The Division examined the proposals for the Annual Plan 2014-15 of the Ministry of Women and Child Development and assessed the scheme wise financial requirements during the financial year. Based on the Gross Budgetary Support (GBS) for various Ministries/ Departments for the interim Union Budget for 2014-15, SBE under Annual Plan, 2014-15 were signed jointly with Ministry of Women & Child Development.

4.33.3. The restructured Centrally Sponsored Schemes and Block Grants have been classified as Central Assistance to State and UT Plans. Further, the Central Sector Schemes would be reflected as central plan outlay. Accordingly, the GBS for Ministry of Women & Child Development for 2014-15 has been fixed at Rs.21,100 crores with Central Assistance to State pegged at Rs.20,111.06 Crores earmarked as State and UT Plans (block grant and centrally sponsored schemes). The GBS for the ICDS scheme has been raised to Rs.18,108.00 crore keeping in view the concerns of the Ministry for various committed liabilities under the flagship ICDS scheme. The Expenditure under the Flagship and other Schemes of the Ministry of Women and Child Development was regularly followed up and the need for special attention to be paid to the Special category states in release of funds and low release on some schemes was also taken up.

4.33.4. The briefs prepared for PM visits, besides providing the performance of the Flagship ICDS Programme, Good practices and common issues regarding ongoing and new schemes and their implementation, also reiterated the need for close monitoring through setting up of High

Level Taskforce for the Care and Protection of the Girl Child; ICDS Mission Steering Group and development of a matrix for convergence action plan for the women and children in the States on the lines of the matrix given in chapter on Women's Agency & Child Rights in Twelfth Five Year Plan.

4.33.5. The Division also furnished material on Women and Child Sector for inclusion in the President's address to the Joint Session of the Parliament, Prime Minister's Independence Day Speech, VIP references and India Reference Annual. The Division handled Parliament Questions and furnished relevant information to other subject Divisions of the Erstwhile Planning Commission and Ministries/ Departments for preparing replies to the Parliament Questions received by them. The briefs pertaining to Women & Child Development were also provided for Parliamentary Standing Committee Meetings.

4.33.6. During the year, the Division, in collaboration with the Project Appraisal and Management Division (PAMD), examined Expenditure Finance Committee Memorandum (EFC Memo) on continuation and expansion of the existing Plan Scheme of Indira Gandhi Matritva Sahyog Yojana (IGMSY), Rajiv Gandhi Scheme for Empowerment of Adolescent Girls – Sabla (CSS), Continuation of the Scheme for National Mission for Empowerment of Women, Beti Bachao, Beti Padhao, Strengthening Mechanism for Combating violence against women (SMCV), Working Women Hostel (WWH), Nirbhaya Centre-One Stop Crisis Centre and RGN Crèche respectively.

4.33.7. Likewise, Standing Finance Committee (SFC) Memorandum on Swadhar Greh and "Ujjawala: A Comprehensive Scheme for Prevention of trafficking and Rehabilitation and Re-integration of Victims of Trafficking

and Commercial Sexual Exploitation” were also examined. These Memos were examined in the context of important subjective issues, 12th Plan recommendations, and linkages of outcomes with 12th Plan monitorable targets and availability of resources during the 12th Plan period, as well as procedural guidelines laid down by the Erstwhile Planning Commission as well as Ministry of Finance from time to time. Erstwhile Planning Commission’s views were also communicated in the EFC/SFC Meeting on these Schemes.

4.33.8. The Division also represented the Erstwhile Planning Commission as a Member of Governing Board of the Rashtriya Mahila Kosh (RMK), and General Body and Executive Council of the National Institute of Public Co-operation and Child Development (NIPCCD). The Division also represented the Erstwhile Planning Commission as Member in the Sanctioning Committee of STEP Project, Swadhar Greh Committee and Pre-Budget discussions for finalization of RE 2013-14 (Plan & Non-plan) and BE 2014-15 (Non-Plan) in the Finance Ministry.

NUTRITION

4.33.9. During the year 2014, officials from the WCD Division, attended and participated in the deliberations in the meetings of the Empowered Committee under Restructured ICDS to consider the State Annual Programme Implementation (APIP). During these Meetings, the need for convergence from other line Ministries for the purpose of construction of AWCs, achieving a synergistic impact on reducing maternal and child malnutrition, anaemia and mortality especially in the high burden states and districts, with higher priority being accorded to the provision of health services at ICDS AWCs, Support for ensuring safe drinking water and construction of Anganwadi toilets, safety standards and emergency response protocols has been taken up by the Division. It is

expected that from the next year, the State plan in all States will be based on district level plans in which the line departments – Health, Drinking Water and Sanitation. Panchayati Raj institutions will also be involved besides, of course, the involvement of Ministry’s own institutions.

4.33.10. As an integral part of commitment to the Swachh Bharat Abhiyan, it has been decided by the Ministry of WCD that toilets will be constructed by the States in over a lakh Anganwadis. At the same time, the Anganwadis will become the hub for good sanitation & hygiene practices to be inculcated, for volunteer action. Anganwadis could establish norms of cleanliness and specific action will be carried out around the year. Anganwadi infrastructure has been included as one of the level –II infrastructure sectors for reviewing and setting targets by the PMO. The target and performance status of AWC toilet infrastructure was followed up by the Division for the review exercise.

4.33.11. Strategic analysis was undertaken of new Nutrition data from DLHS 4 available for 17 States and 2 UTs, with comparative analysis undertaken for 15 states, where NFHS 3 baselines are available. The data analysed includes anthropometric data on child under nutrition (underweight, stunting and wasting in children under 5 years of age) and anaemia prevalence in young children 96-59 months) and women (15-49 years). This analysis reveals a mixed picture with a decrease in underweight prevalence in children (0- 5years) in a majority of states (8 of 15 states), and an increase in underweight prevalence in several states (7 of 15 states) - including near stagnation in one state. Thus progress is not very encouraging over the 7 year reference period i.e. between NFHS 3 (2005-06) and DLHS 4 (2012-13) - using underweight prevalence in children 0-5 years as the key composite indicator.

4.33.12. Draft State Profiles of 14 States were also formulated, incorporating the new Nutrition data. These profiles link the immediate and underlying determinants of maternal and child under nutrition, profiling key social indicators related to Economic Growth and Poverty Reduction, Demography and Social Inclusion, Literacy and Education, Health, Women, Children and Nutrition, Drinking Water and Sanitation and Panchayati Raj Institutions.

4.33.13. WCD Division also participated in the technical review meeting of Nutrition data from the Rapid Survey on Children, organized by the Ministry of Women and Child Development.

WOMEN, CHILD RIGHTS AND THE GIRL CHILD

4.33.14 To address the adverse CSR, the WCD Division contributed significantly to the National Consultation and to the Working Group constituted by the Ministry of WCD to evolve the National Plan of Action that is aligned with an important Twelfth Five Year Plan monitorable target i.e. improving the Child Sex Ratio (CSR) from 919 to 950 by 2017. The adverse CSR was being addressed at the National level earlier through the 'Care and Protection of the girl child- A Multi-sectoral Action Plan to improve child sex ratio' to save the girl child. This scheme has been subsumed with the new Central Sector scheme, 'Beti Bachao, Beti Padhao'.

4.33.15 Views of the Division were also provided on a comprehensive legislation (Juvenile Justice Act) that provides measures for children in need of care and protection and children in conflict with law. For the first time, offences have been clearly defined and classified in the Bill as petty, serious and heinous. Special provisions have been made to tackle child offenders committing heinous offences in the age group of 16-18 years.

The Juvenile Justice Board has been given the option to transfer cases of heinous offences by such children to a Children's Court, which is a Court of Session after conducting a preliminary inquiry.

4.33.16 The Bill also proposes to place such children in a place of safety both during and after the trial till they attain the age of 21 years. After completing the age of 21 years, if the term of the child is still remaining then the Children's Court shall conduct an assessment of the performance of the child and if the Court feels that the child may become a contributory member of the society then the Court can release the child under probation. In case the child has not undergone any reformatory change then the child is to be shifted to a jail meant for adults. It is expected that enactment of this Bill will act as a deterrent for child offenders committing heinous offences such as rape and murder and will also protect the rights of victim to justice. Several measures have been proposed for all children in conflict with law besides covering new offences and provision for rehabilitation and social reintegration.

4.33.17 The UNFPA has conducted the second phase of the review cum evaluation study on special financial incentive scheme for girl child through the IIPS Mumbai in selected states to study the beneficiary perspective regarding girl child incentive scheme with a focus on the Dhanlaxmi Scheme at the behest of the Ministry of Women & Child Development. A presentation was made by UNFPA on the preliminary findings based on the feedback from the beneficiary Survey.

4.33.18 Initiated in the Eleventh Plan, the gender mainstreaming and Women's Agency approach has been carried forward in the Twelfth Plan. The Twelfth Plan takes cognizance of the

fact that policies and programmes have different impact on men and women and it is necessary to strengthen gender mainstreaming efforts and pursue gender responsive budgeting at all levels of the Governance. The 12th Plan recommended that the EFC formats must be modified to include questions to confirm that the scheme has been examined by the Gender Budget Cell of the Ministry at para.23.80 Chapter 23, Volume III of the 12th Five Year Plan. The EFC format has been revised to incorporate fields on gender analysis of proposals, explaining the specific objectives of the proposal relating to women.

4.33.19 The 12th Plan has recommended that Implementation of Protection of Women from Domestic Violence Act (PWDVA) and Dowry Prohibition Act (DPA) will be improved with the help of appointment of Protection officers under a new scheme for the purpose as well as appointment of sufficient number of full time Dowry Prohibition Officers. New initiatives such as Girl Child Specific District Plan of Action to address adverse and steeply declining Child Sex Ratio, One Stop Crisis Centers for providing shelter, police desk, legal, medical and counseling services and Women's Helpline will be implemented. A scheme for providing restorative justice to victims of rape through financial assistance as well as support services will be implemented in the Twelfth Plan in pursuance of the Supreme Court of India directives. The Division has worked closely with the Ministry of Women and Child Development in drawing up the contours of some of these schemes under formulation. The EFC Memo for the Scheme for Strengthening Mechanisms for Combating Violence against Women (SMCV)- a component of restructured Centrally Sponsored Umbrella Scheme for National Mission for Empowerment of Women and Indira Gandhi Matritva Sahyog Yojna (IGMSY)- was circulated, envisaging

support for Protection Officer, restorative justice for rape victims that were recommended by the 12th Plan. The Division provided its comments on the EFC Memorandum of the SMCV Scheme. The Schemes related to Violence Against Women have, however, not received final clearances and have not been launched as yet.

4.33.20 A Corpus "Nirbhaya Fund" was also set up with Government contribution of Rs.1,000 crore in 2013-14. 2 Proposals to ensure the dignity and safety of women have been approved which will be funded from the Nirbhaya Fund. A sum of Rs.1000 crore has again been provided in FY 2014-15. In the year 2014, new scheme Nirbhaya-One Stop Centre for women affected by violence in 660 locations in the country to be met through Nirbhaya Fund of Ministry of Finance has been formulated. Erstwhile Planning Commission provided its views on the Draft Cabinet Note for the Cabinet Committee on Economic Affairs for setting up Nirbhaya One Stop Centre for women.

4.33.21. The Division also prepared the inputs for the Human Resource Development chapter pertaining to WCD Division for the Mid Term Appraisal of the 12th Five Year Plan.

4.33.22. The proposals for research studies, seminars, conferences and draft research studies reports relating to the Women & Child Development sector received through the Socio Economic Research (SER) Division were examined and comments on the same were offered.

4.34. ADMINISTRATION AND OTHER SERVICES

4.34.1 ADMINISTRATION

4.34.1.1 The erstwhile Planning Commission had the status of a Department of the Government of India and, therefore, all the instructions issued

by the Government of India through the nodal Department of Personnel and Training and also the provisions under various Services Rules for Central Govt. Employees are applicable to the employees working in the erstwhile Planning Commission also. The Administration in general functioned in accordance with these guidelines and various Service rules. The Administration of the erstwhile Planning Commission had also been sensitive to the career aspirations of the officers and the staff working in the erstwhile Planning Commission and had been taking adequate steps from time to time in this regard. Simultaneously, the Administration also focused on the requirement of rightsizing its staff strength and had been scrupulously following the instructions issued by the DoPT on optimization of direct recruitment in civilian posts. Erstwhile Planning Commission had also initiated and Internship Scheme for Post Graduate Research Students for acquainting them with the Planning Process.

4.34.1.2 In accordance with an Order passed by the Cabinet Secretariat on 15th January, 2015, all assets and budget of the erstwhile Planning Commission stands transferred to and vest in the NITI Aayog. The NITI Aayog shall also be located in the premises of the erstwhile Planning Commission and it shall be the successor in interest of the Planning Commission.

4.34.2 CAREER MANAGEMENT ACTIVITIES:

4.34.2.1 During the financial year 2014-15 (from April to December) 33 Officers were deputed to represent NITI Aayog (erstwhile Planning Commission)/ Government of India in International Workshops/ Seminars / Meetings etc. or to participate in training programmes

organized by various international organizations such as World Bank, International Monetary Fund (IMF), Asian Development Bank (ADB), Swedish International Development Cooperation Agency (SIDA) etc. in various countries. Further, 3 foreign visits of Members were also processed by the Career Management Desk during this period.

4.34.2.2 During this period, 6 Middle level officers were deputed to attend various trainings/ workshops/conferences abroad. About 30 officers belonging to IAS, IES, ISS, GCS, library staff etc. of NITI Aayog and Programme Evaluation Organization (PEO) were deputed for various training programmes sponsored/ conducted by Deptt. of Personnel & Training, Department of Economic Affairs, Department of Statistics, NAACLIN, IASLIC, and various other Government and Autonomous Institutes/ Organizations at different places within India. 32 more officers/staff belonging to CSS, CSCS and CSSS were sent for various mandatory and other training programmes conducted by the Institute of Secretariat Training and Management (ISTM), New Delhi.

4.34.3. ORGANISATION METHODS & COORDINATION SECTION

4.34.3.1 The OM&C annual inspections for the year 2013-14 were conducted for all the 15 field offices of Programme Evaluation Offices and the Sections and Divisions of erstwhile Planning Commission.

4.34.3.2 Compilation / consolidation and submission of various periodical returns to Cabinet Secretariat. UPSC. DOP'I. etc. were done.

4.34.3.3 The Planning Commission's receives a large number of public grievances through the online Central Public Grievances Portal. All the grievances are studied, and forwarded to the concerned Divisions, and a reply is given to the complainant as per advice received from the concerned Division. For complaints not concerning Planning Commission, a copy of the grievance is forwarded to the concerned Ministry / Department, under intimation to the complainant. Further, the Planning Commission has in place, a Grievance Redressal Machinery in accordance with the guidelines issued by the Department of Administrative Reforms and Public Grievances.

4.34.3.4 The Section is the nodal Section for implementation of the Prime Minister's 11 Point Programme and the Swachh Bharat Mission. A large number of activities, including weeding out old records, delayering channel of submission, continuous cleanliness campaign in and nearby places of Yojana Bhavan have been conducted as a part of the campaign.

4.34.3.5 The Section was also the nodal Section for deputed Officers / Staff of Planning Commission for election duty during the past three elections.

4.34.3.6 The Section played a key role in the organization of logistics during four meetings of the Planning Commission / NITI held under the Chairpersonship of Hon'ble Prime Minister on 30/04/2014, 07/12/2014, 06/02/2015 and 08/02/2015. The Section also played a key role in yet another important Brainstorming Session held to decide the future role of Planning Commission on 26/08/2014.

4.34.4 HINDI SECTION

4.34.4.1 Hindi Section continued its efforts towards greater use of Hindi in official work during the year keeping in view the Annual Programme issued by the Department of Official Language, Ministry of Home Affairs and the Official Language Policy of the Union. For implementation of the Official Language Act, 1963 and Official Language Rules 1976 made there under. Besides translating various documents/papers, this Division is also responsible for ensuring the implementation of the Official Language Policy of the Union in the Planning Commission and its regional/subordinate offices. Efforts are being made to promote the use of Hindi in the correspondence. The quarterly progress reports regarding progressive use of Hindi were sent regularly to the Department of Official Language. Quarterly progress reports received from the regional offices were reviewed regularly. Hindi Section translated various documents, like Annual Report, Outcome Budget, Demand for Grants, material related to the Parliamentary Standing Committees, Parliament questions, standard forms/drafts, letters, etc. A number of measures have been taken for the promotion of progressive use of Hindi in the erstwhile Planning Commission/NITI Aayog.

IMPLEMENTATION OF SECTION 3(3) OF THE OFFICIAL LANGUAGE ACT

4.34.4.2 In pursuance of the official language policy of the Govt. of India, all documents covered under section 3(3) of the Official Language Act, 1963 are being issued both in English and Hindi. In order to ensure issuance of correspondence in Hindi to Central Government offices located in Region 'A', 'B'

and 'C'; an action plan based on the checkpoints identified in the Planning Commission has been prepared. Annual Programme and other orders/instructions issued by the Department of Official Language were forwarded to all the Sections of the Commission and its attached/subordinate offices for information and directives were issued for their compliance.

OFFICIAL LANGUAGE IMPLEMENTATION COMMITTEE (OLIC)

4.34.4.3 The Official Language Implementation Committee (OLIC) functions under the chairmanship of Advisor (OL). This committee periodically reviews the progress made in connection with the use of Hindi and gives appropriate suggestions and recommends measures to be taken for the effective implementation of the official language policy. The meetings of this committee are held regularly and the offices under the control of the commission were also instructed for convening OLIC meetings regularly.

INCENTIVE SCHEME FOR ORIGINAL NOTING/DRAFTING WORK IN HINDI

4.34.4.4 The incentive scheme for noting/drafting in Hindi introduced by the Department of Official Language was continued. The scheme carries two first prizes of Rs.2,000/- each, three second prizes of Rs.1,200/- each and five third prizes of Rs.600/- each.

CASH PRIZE SCHEME FOR DICTATION IN HINDI

4.34.4.5 An incentive scheme for officers for giving dictation in Hindi is in operation. Under this scheme, there is a provision of two cash prizes of Rs. 2,000/- each (one for Hindi speaking and the other for Non-Hindi speaking staff).

HINDI FORTNIGHT

4.34.4.6 In order to encourage the use of Hindi in official work amongst officers/employees of the Planning Commission, message received from the Hon'ble Home Minister & an Appeal from Hon'ble Minister of State (Independent Charge) for Planning were circulated to the sections, officers of the Planning Commission and its attached/subordinate offices. During the Hindi fortnight, which was organized from 15th September to 29th September, 2014, various competitions such as Hindi Essay writing, Hindi typing, Hindi translation, Hindi noting/drafting and knowledge of official language were organized. A Hindi dictation competition was also organized for the Multi-Tasking Staff of the Commission. Winners of these competitions were awarded with cash prizes and certificates.

HINDI WORKSHOPS

4.34.4.7 Two Hindi workshop were organized on 27th August, 2014 & 23th September, 2014 in the Planning Commission to encourage the officials to undertake more work in Hindi.

INSPECTIONS FOR PROGRESSIVE USE OF HINDI

4.34.4.8 In order to oversee the implementation of the official language policy Project Evaluation Office, Patna was inspected by the officer of the Commission on 7th May 2014.

4.34.5. LIBRARY AND DOCUMENTATION CENTRE

4.34.5.1 The Library and Documentation Centre, being knowledge and information Centre of the Planning Commission, provides comprehensive access to books, Journals, reports etc. to all staff members of the Planning Commission. It provides

reference services and lending facilities to the members of the Library. The Library is providing the accessibility of different database through the intranet of the Planning Commission. In house consultation facility was extended to officials from other departments and research scholars enrolled with institutions/universities.

4.34.5.2 The Library Collection is made up of over 2 lakhs books, reports, bound volume Journals and audio-visual items. The Library Currently holds 187 Periodicals including English and Hindi. The Library is currently subscribing Database of World Bank e-library, India Stat, India Infra Monitor, and Newspapers Direct. The Library is also providing accessibility of INFLIBNET Digital Library, EPW Research Foundation and IMF E-library database. Online access facility of Journals is also given to the members of the Library. The Library is fully automated with the help of Library Software LS Premia of Libsys Ltd.

4.34.5.3 The Library is bringing out following Publications:

- i. DOCPLAN: It contains abstracts of articles, taken from the periodicals received in the Library, related with core area of subjects dealt by the Planning Commission. (Monthly)
- ii. Recent list of Additions: It contains bibliographic details of books/documents added/ received in the Library for users. (Monthly)
- iii. E-News clipping: It contains the news, related with Planning Commission and the different subjects, published in the newspapers. (Daily)
- iv. Book Alert: It contains the pictures of the front cover and a short abstract of the new books purchased in the Library. (Monthly)

- v. E-Book Alert: It contains information regarding the e-books released recently by the IMF and World Bank, taken from the databases of the same. (Monthly)
- vi. E-Book: It gives information regarding the electronic books released recently and available free of cost on the internet. (Monthly)
- vii. Table of Contents: It contains the titles of the articles published in the journals subscribed by the library. (Monthly)

4.34.5.4 During the period (From 1st April 2014 to 31st December 2014) under report 1213 books have been added to the collection. In addition, 180 periodicals were received in the Library. The Library also responded to approximately 4200 reference queries and attended to specific needs of users. About 7320 (app.) readers visited the library for the purpose of consultation and reference work.

4.34.6 PROTOCOL SECTION:

The Protocol Section of the Planning Commission is vested with most important and unique responsibilities. Some of the major functions are (i) to provide courtesies to VIPs/ high-level foreign delegations, etc. (ii) to organize meetings, conferences, seminars, etc. in office and at outside venues; and (iii) too make all hospitality arrangements during such events.

4.34.7 WELFARE UNIT

Welfare Unit in the National Institution for Transforming India Aayog(NITI Aayog) looks after the welfare of the employees. It provides first aid to the Officers/Staff of the NITI Aayog including OTC medicines or general check-ups like Blood Pressure/Blood Sugar test etc. It

organizes farewell for officers/employees who retire on attaining their age of superannuation. Welfare Unit has been providing counseling to the employees having problems relating to personal & inter-personal matters. It promotes friendly relations amongst the employees and also provide forum for discussion on matters of common interest.

Welfare Unit organizes national events like Martyr's Day, Anti-Terrorism Day, Sadbhavana Divas, Quami Ekta Divas, Flag Day and arrangements for fund raising for Communal Harmony, Armed Forces Flag Day and arrangements for fund raising.

This Unit provides grant-in-aid to the NITI Aayog Club to conduct sports, literary & cultural activities/Excursion Trips for the employees of NITI Aayog. Sports persons participated in the Inter -Ministry Cricket Tournament 2013-14 and Inter -Ministry Football Tournament 20.14-2015. Specific achievement worth mentioning is that Shri Arun Kumar Bhardwaj, UDC, had participated in the 6-Days International Race in Pretoria, South Africa during 16th December to 22nd December 2014 and earned 3rd Place by covering 508 KM.

Departmental Canteen, Tea Buffet, ECWICS (Coffee Board), Kendriya Bhandar and Delhi Milk Scheme Stall are also being looked after by this Unit. Welfare Unit also organizes other programs like New Year get together, Self-motivation, Acupressure training, Yoga and other health camps for being fit physically as well as morally. In addition to this, Welfare Unit during the year organized free Health checkup Camp, free Eye checkup Camp, free preventive hearing loss Camp, the Art of Living training Camp etc.

4.34.8 CHARTS, MAPS & EQUIPMENT

The Charts, Maps & Equipment Unit is a combination of 'designing setup'(Charts and Maps Unit) and 'equipment setup'(Photostat Unit). The designing works of various kinds are executed in Charts and Maps Unit and the multiple copies of the designs and binding works are done in Photostat Unit. The Unit provides technical and equipment support to all the divisions of Planning Commission for day-to-day office work. Apart from designing work there are meeting related works like arrangement of Power Point Presentation, Name Display Cards, Flashing of meeting schedules. The preparation of identity cards of retiring officials, calligraphic works and scanning etc. are also executed in the Charts and Maps Unit while bulk copying (colour and black & white) and binding works of various kinds are executed in Photostat Unit. This unit plays significant role by supporting during Parliament Sessions and in the Meetings, Conferences and Seminars organised by the Planning Commission/NITI Aayog from time-to-time.

1. The Unit handles the following modern equipment to meet the requirement of office:-
 - Laptops with internet facility. These Laptops are used for arranging the Power Point Presentation at the venue of Meetings.
 - Plasma Screen/LCD for flashing Meeting schedules and other important information (near entrance) and for presentation in the different Committee Rooms.

- Colour & Black and White Laser Printers for facilitation of A3 size and A4 size print out.
 - High Speed Scanner (used for making softcopy of hardcopy) & DVD Player (used for playing DVDs)
 - Computers with software like Corel Draw, Page Maker, Photoshop etc.
 - Laminators (used for protecting important papers by laminating them)
 - Heavy Duty Photocopier & Digital Scanning cum Printing Machines (Installed in Photostat Unit used for executing bulk photocopy work)
 - Binding Machines (spiral, spiko and strip binding)
2. Brief account of various activities that have been undertaken during the current financial year 2014-15 with focus on major achievements are listed below:
- Designing Works:- Prepared Cover Page of various Publications brought out by the erstwhile Planning Commission now NITI Aayog and Programme Evaluation Organization & Infrastructure Division during the year viz. Annual Report & Annual Plan, Twelfth Five Year Plan-Health Sector, Water Resources, Tourism Sector, Deliberation of The working of State Power Utilities, Direct Benefit Transfer-Salient Features and Status-A brief on DBT Mission, Deliberation of the Task Force on Roadmap for India on Solar & Wind Energy, Science and Technology at a Glance, Charts/Graphs related to sanitation, Report of the Export Group on Low Carbon Strategies for inclusive growth, Universal Health Coverage Framework, Roadmap of NE, HHRS (2014-2047), Designing of Pensioner's I-Card for NITI Aayog Employees attaining Suparannuation, Designing of slogans, thoughts and posters related to issues of various divisions, The flashing work has been designed on PPT of all the important events, Posters of Acupressure Camp, Stamp Design of Vice-Chairman (NITI Aayog), Design of D.O. Letter.
 - Designing and printing of Certificates Hindi Pakhwara, Hindi Karyashala etc.
 - Designed Parking Labels (Car/Scooter) for allowing vehicles of officials of erstwhile Planning Commission now NITI Aayog to enter in the premises.
 - Prepared Organization Charts of the erstwhile Planning Commission now NITI Aayog (in English and Hindi) up to Adviser Level.
 - Prepared Charts showing seating plan for Workshop on sharing best practices in Biometric Based Pilot Projects with States and Union Territory held on 30.09.2014 at Jacaranda, India Habitat Centre, Lodhi Road, New Delhi, Meeting on Interaction with Economists/Experts Under the Chairmanship of Prime Minister of India held on 06.02.2015 in the NITI Aayog.
 - Calligraphic Work on Invitation Cards of Earlier Deputy Chairman Office, Secretary Office Now Vice Chairman Office and CEO Office etc.

- Prepared laminated Identity Cards for all the officials who attain superannuation during the year.
- Lamination of important official documents to preserve the documents (from I-Card Size to A3 Size) have been executed.
- Scanning of official documents, photos etc. to get the soft copy of documents executed and sent through various electronic ways, whenever required.
- Print out (Colour & Black and White) of official documents like Annual Plan, various reports, handout of presentations etc. have been taken for different divisions.
- Prepared Name Display Card (Placard) and arrangement of PPT in respective conference rooms/venue and flashing in all the meetings. The subject of some of the meetings have been furnished as follows :-

- **Meeting Outside Yojana Bhawan:-** Workshop on sharing best practices in Biometric Based Pilot Projects with States and Union Territory held on 30.09.2014 at Jacaranda, India Habitat Centre, Lodhi Road, New Delhi, Meeting on Interaction with Economists/Experts Under the Chairmanship of Prime Minister of India held on 06.02.2015 in the NITI Aayog.

- **Meeting/Interaction with Foreign Organisation/Delegation:-** Meeting with delegation from M/o Social Justice of Government of Trinidad Tobago, Meeting with domestic/foreign investors, ICT cooperation with Egypt, UK Department of Energy Change, Meeting with US delegation-Power & Energy, Meeting

with Bank of America Merrill Lynch debt foreign investors, Interaction with the Journalists of Myanmar, Visit of Dean and students from Pepperdine University, Los Angeles, Meeting with Credit Suisse Delegation, Learning from UK National Student Survey, Learning Denmark's Higher Education System, Sustainable Mining Presentation by Australian Sustainable Mining Expert, Webinar on Debt Financing Support to PPPs in India, Meeting with the World Bank on Open Data Initiative, Webinar with US on Energy data Management, Conference Call with UK Team on India Energy Security Scenario 2047, A talk by Mr. G. C. Kim, Korean Expert, Study Tour to India by the National Planning Board and Management, Uganda, Meeting with Jt. Mission of the United Nations Interagency Task Force on the Prevention and control of Non-Communicable Diseases to India, Visit of Nepalese Delegation

- **Urgent/Most Immediate Meeting/ High Level Committee:-** Internal Planning Commission Meeting, Meeting with UIDAI, National Skill Development Agency, Relaxation on Visa regime, PPP in Exploration and Mining of Coal, Meeting with Universities, A & NI- Undersea Optical Fiber Cable b/w Mainland & Island, Meeting with Vizhinjam Port, Sub Group on Indo-US Energy Dialogue, Lakhwar Vyasi Dam in Uttarakhand, Bharat Rural Livelihood Mission, Beta Version for National Think Tank Network, Capacity Building for Planning Commission officials, Meeting on India Food Banking, Solid Waste Management, Enhancing connectivity between Port Blair & Havelock Island, National Skill Qualification Council Meeting, Swachh Bharat Abhiyan, Executive Council Meeting-IAMR, Demonstration of District of India Database-Health, Annual Plan (2014-15) of Dadar & Nagar Haveli.

- **Working Group:-** Working Group Meeting on IIP, WG for SDGs(post 2015 Development Agenda and regarding inputs for the Second Meeting of Executive Committee on Climate Change.
- **Steering Committee Meeting:- Steering Committee Meeting-** Power and Energy, Steering through autonomy-attempting a balance between institutional capability and responsiveness to policy.
- **Empowered Committee/ Brain Storming:-** Brain Storming Session on IESS-2047.
- **Task Force/Interaction:-** Interaction on Cloud Technology.
- **Consultation:-** Community engagement and Social responsibility-Higher Education
- **Expert Committee/Technical Committee/Oversight Committee:-** Technical Committee Meeting to resolve issues related to overlapping of CBN and Coal Mining area, Auto Fuel Policy Committee Meeting, Oversight Committee Meeting of NDSAP, Meeting of the experts on Next Generation Synchrotron facility –way forward, Meeting of Committee on Auto Fuel Vision and Policy 2025,
- **Round Table/Dialogue/Innovation:-** Dialogue on Industrial Relations, Design Innovation Ecosystem, Round Table Consultation on Policy Improvement & Implementation,
- **CSW/VOs/NGOs:-** Presentation by Catholic Health Association of India, Review of Art Bill, Presentation by Swami Sivananda Memorial Institute New Delhi- Filling the gaps through corporate social responsibility: Nutrition and Livelihood of Women.
- **Review/Evaluation/Study/Survey:-** Review Meeting of DBT, Review Progress under National Mission on Libraries, Study on Business Regulatory Environment, Review Meeting of State Innovation Meeting, Open Data Initiative,
- **Workshop/Conference:-** Workshop by Gen. Admn., University Cluster Press Conference, workshop on affordable housing, Twitter Conference on Gandhi, Workshop on NSIC performance and credit Rating Schemes, Independent Evaluation Conference, Workshop on building efficiency codes, Workshop on India Infra Monitor database, Workshop on Energy Data Management and modelling exercise, Workshop on Skill Development in Health Care Sector.
- **Training/Familiarization Programme:-** Familiarizaation Programme for Trainee Officers of National Academy on Audit and Account (NAAA), Training Programme for implementation of e-office in erstwhile Planning Commission now NITI Aayog, Mission Swachh Bharat-Sensitization and Training Programme.
- **Video Conference Meeting:-** Video Conferencing on FR official level Meeting for Annual Plan 2014-15, Video Conferencing of PIII, Google Hangout, IAP/ACA for LWE Districts-Review Meeting, Video Conferencing on Energy 2047 Group, Convergence Plan for Districts covered under ACA and LWE Affected Districts and Districts covered under Bundelkhand Package, Video Conference with LWE Districts of Chhattisgarh, Verification of Aadhaar Beneficiary, Video Conference with three States on UIDAI Verification Exercise, Digitalization of beneficiary data and seeding of Adhaar Number in all Districts of Odisha.
- **Other Meetings/Open House Session:-** India Rural Development Report 2013-14, State Specific Guidelines CSS-AYUSH, Meeting on History and Legacy of Planning Commission,

Health Care Manpower in India, Meeting on Future Academic and Public Library, Meeting of Inte-Ministerial Committee on Tariff Guidelines, Meeting on mineral based management, MCA for PPP in Rajya Adarsh Vidyalayas, PPP in Water Supply, Departmental Official Language Implementation Committee, An open house session of Mission Swachh Bharat-initiative for achieving total cleanliness, Vigilance Awareness Week.

- Apart from the above, technical supports have been arranged for the meetings organized on holidays or up to late hours also.

- The flashing work of all the events mentioned in previous bullet have been executed through Electronic Display Boards (LCD Screen).
- Bulk Photocopying/Duplicating work has been executed by Photostat Unit. 1957006 (Nineteen Lac Fifty Seven Thousand Six only) number of black and white photocopy/duplicating work executed. 11886 (Eleven Thousand Eight Hundred and Eighty Six Only.) colour photocopies have been taken to make official documents.
- Different type of Binding work has been executed during the year Binding 3866 (Three Thousand Eight Hundred and Sixty Six Only) official reports/documents has been executed.
- Best suitable Specification for procurement of heavy duty photocopier, digital scanner cum printers (colour and mono) and other machinery in the section.
- Certification of AMC bills, checking of reading of machines, initiative for proper functioning of all the machinery of the

Unit including LCDs of Committee Rooms and Electronic Display System.

4.34.9 RTI CELL

The RTI Cell was set up in the Planning Commission in October, 2005 and is functioning at Sochna Dwar on the ground floor of the Yojana Bhawan. There is a separate link RTI Act; on the home page of the Planning Commission's website [http:// planningcommission.nic.in/](http://planningcommission.nic.in/). To facilitate visitors/clients at the Sochna Dwar, it has been provided facilities to fill up the queries online. During the period between 1st April, 2014 to 31st January, RTI cell has received 750 queries and all 750 have been responded.

4.34.10 VIGILANCE SECTION

4.34.10.1 Vigilance Section of the erstwhile Planning Commission, now NITI Aayog deals with all vigilance cases i.e., cases of corruption, malpractices and lack of integrity in respect of Group 'A', 'B' and 'C' officers. It is also responsible for issuance of vigilance status certificates in respect of officials/officers in the NITI Aayog.

During the period from 1st April 2014 to 31st January, 2015, 23 complaints were received in the Vigilance Section. Out of which 12 were disposed of. However, 11 complaints are still in process. Important provisions of Conduct Rules and other issues concerning vigilance awareness were also circulated to the employees through e-mail.

PREVENTIVE VIGILANCE

4.34.10.2 Vigilance awareness week was observed in the erstwhile Planning Commission during 27th October to 1st November, 2014. This year the theme was "Combating Corruption - Technology as an Enabler". In this regard a pledge was administered by Secretary, the erstwhile

Planning Commission. Banners were placed at vantage locations of the erstwhile Planning Commission with appropriate slogans.

PREVENTION OF SEXUAL HARASSMENT

4.34.10.3 In accordance with the guidelines and norms prescribed by the Hon'ble Supreme Court of India in the Public interest Litigation WP No. (Crl) 666-70 of 1992, a Complaints Mechanism Committee (CMC) on Sexual harassment has been constituted in Planning Commission. Later, the Internal Complaints Committee was constituted in accordance with the Sexual Harassment of Women at Workplace (Prevention, Prohibition and Redressal), Act 2013. Further, the Complaints Mechanism Committee to inquire into complaints of sexual harassment was reconstituted w.e.f. 1st January, 2015 in the erstwhile Planning Commission.

4.34.10.4 In the meantime, w.e.f. 1st January, 2015, a new Institution, namely, National Institution for Transforming India (NITI) Aayog replaced the Planning Commission. Accordingly, a new Internal Complaints Committee to deal with complaints under Sexual Harassment of Women at Workplace (Prevention, Prohibition and Redressal), Act 2013 (14 of 2013) and Sexual Harassment of Women at Workplace (Prevention, Prohibition and Redressal), Rules, 2013 is being set up. During the Period from 1st April 2014 to 31st January, 2015, no complaint of sexual harassment was received.

4.35 NATIONAL INFORMATICS CENTRE

4.35.1 Each department needs to build capability in government to better meet peoples' requirements and deliver improved time-bound services which can be fulfilled by use of ICT

and that itself can be provided by the respective NIC unit in that ministry/department. With altering paradigms of ICT, NIC Cell at Planning Commission is on a constant endeavor to cater to the diverse requirements of various divisions of the Planning Commission. The role of NIC-Planning Commission Unit is to look after ICT based needs of its various divisions and its attached offices like, Economic Advisory Council (EAC) to Prime Minister; National Rainfed Area Authority (NRAA), etc. The services includes–

- To Provide ICT support and create an environment for design and development of Application Software in the area of e-Governance using innovative technologies in ICT.
- Extend technical support during Implementation of e-Governance projects by setting up of common ICT infrastructure at all administrative levels to facilitate internal automation for citizen e-service delivery.
- To provide e-Governance consultancy support and services to various divisions and to officials of the Planning Commission and attached offices.

A. UNDER NICNET SERVICES

- (i) Operating hybrid network connecting around 800+ LAN nodes at erstwhile Planning Commission
- (ii) 7*24 network support through Integrated Network Operation Centre (iNOC), to provide network access 24*7 with minimum down-time
- (iii) Process requests for extension of NICNET to new offices in any room or to any attached office as and when asked for

- (iv) Installation of Link based on fulfilment of other logistics requirements like network and Video Conference (VC) services in Committee Rooms
- (v) Hosting of Government Websites under the administrative control of Planning Commission with check of all security vulnerabilities, with support from centralized CSD services
- (vi) Security policies and incident handling check-up as and when required and routinely assess vulnerabilities
- (vii) Routinely check all computer systems and network devices; Acceptance of e-mail creation form from users, creating e-mail accounts and enablement of SMS gateway services with e-Governance applications as and when required. Also to create Group emails List Managers, etc.

B. UNDER E-GOVERNANCE APPLICATIONS/ INFORMATICS SUPPORT FOR ALL SECTORS

- (i) e-Governance Solutions
- (ii) Design, development and Implementation of Databases/MIS
- (iii) ICT Support and e-Governance
- (iv) Design & develop system to automate processes in Transport Sector. Government Programme/Schemes Management and Schemes monitoring in this domain. Development & implementation of Software Products,
- (v) ICT consultancy support and services
- (vi) ICT Support and Portal Management, etc.

With this vision in mind, NIC – Planning Commission Unit submits brief account of various activities that have been undertaken

during the current financial year 2014-15 with focus on major achievements upto end of 31st December, 2014:

4.35.2 INFRASTRUCTURE DEVELOPMENT

- i) **Hardware** : The necessary computer requirement of hardware and NICNET (both Intranet and Internet related network) support is being continuously provided to the Planning Commission, Secretariat of Infrastructure (SoI), Office of the Adviser to Prime Minister on Information Infrastructure and Innovation (PIII) and Economic Advisory Council (EAC) to Prime Minister at Vigyan Bhavan. New procurements have been also standardized to latest PIV i5-based and i7-based processors or latest configuration systems with minimum 4 GB RAM, 19” TFT display system and with DVD Writer as per DGS&D Rate Contract. Beside this, as per guidelines of Ministry of Finance, the requirement of Notebook with latest configuration to officers of the level of Deputy Secretary level and above are being provided having functional justification by the division head and having the approval of Secretary, Planning Commission i.e. by the competent authority.
- ii) **LAN** : As on date, Local Area Network (LAN) is connected to NICNET and INTERNET through PGCIL 1Gigabit Optical Fibre Link and another 1 Gigabit MTNL Fibre link connectivity with load balancing. **The existing leased line of Power Grid Corporation India Ltd. (PGCIL) has been already upgraded from 34 MBPS to 1000 MBPS for Yojana Bhavan with add-on 1000 MBPS MTNL additional Fibre**

connectivity. The internal LAN has been also upgraded by connecting all switches with Optical Fibre connectivity through LC to RC patch-cords. At present there are nearly 850 clients, various Servers and printers over the network infrastructure of the Planning Commission.

iii) **VLAN Implementation:** For better, faster and secure network, floor-wise VLAN has been implemented at Yojana Bhavan and for that **Web-based 'NetShare'** application has been made available over network for the integration of all computers in the VLANs in a single Network Neighbourhood for all Workgroups so that files/folders can be shared; disabled unused ports of L2 switches on every floor to prevent from spam/Virus attack and to make it a secured network.

iv) **WiFi enabled Wireless Internet Access Network Connectivity :** An efficient state-of-art, faster and secured WiFi enabled wireless internet access network has been established for 1st and 2nd floor users at Yojana Bhavan by installing CISCO managed access points through a WLAN 4400 series controller so that all senior officers while attending meetings can access data on their laptops easily. With this, all Committee rooms on 1st and 2nd floor are totally WiFi. The advantage of this controller is to manage these access points from any pre-defined point where it will be installed over the internal network remotely wirelessly. LAPs are part of the Cisco unified Wireless Network Architecture. For connectivity, binding of the MAC address of the hardware devices as well as route through an internal wifi server for maintaining proper logs, get

a secured userid/password and only then will be authorized to have the connectivity over the network. With this, Chambers of Dy. Chairman, MoS, Members, all Pr. Advisers/Sr. Advisers, Advisers and all Committee rooms on 1st and 2nd floor are WiFi enabled.

v) **Setting up of 'Desktop Executive Video Conferencing System (EVCS)' over NICNET - an e-Governance initiative by NIC**

- Government of India accords highest priority to e-Governance initiatives being undertaken in the last few years. Information and Communication Technology innovations and its implementations are rapidly changing the methods of performance of our day-to-day functions. The technology is substituting the requirements of traveling by providing options like video conferencing. To facilitate quick decision-making, it was decided to establish Executive Video Conferencing System (EVCS) on the desks of all Chief Secretaries/Administrators of States/UTs and all Secretaries to Government of India. In line with above, Executive Video Conferencing System (EVCS) has already been installed over NICNET on the desks of 35 Chief Secretaries/Administrators of States/UTs and about 102 Secretaries to Government of India to facilitate hassle free inter-Ministerial consultations and quick decision making. Point-to-point Video Conferencing can be initiated by anyone connected to EVCS and multi-point

- video conferencing can be arranged through MCU of the NIC Hq., Delhi.
- Videoconferencing technology has now moved out of conference rooms, where it used to be confined traditionally. The credit goes to drastic reduction in average price of video-conferencing equipment and overall improvement in network infrastructure and bandwidth capabilities. Existing IP based network infrastructure of National Informatics Center called NICNET has been used for providing high-speed bandwidth needed (4 MBPS) for high quality video-conferencing.
 - Key technical challenge was to connect all the 35 Chief Secretaries/Administrators of States/UTs in the same Virtual meeting with full network reliability and ensuring that communication over EVCSNET is secure. Another technical challenge was to implement quality of service (QoS) over NICNET, which is very essential to implement real-time applications like videoconferencing over IP networks. As per direction of Cabinet Secretary, the project has been successfully extended to Director General of Police (DGPs) of all States/UTs through NICNET and they are also making use of this one in secured environment and is being used extensively.
- vi) **Internet & Mail Facility:** Support for Internet and E-mail facilities have been provided to all officials of the Planning Commission, Secretariat of Infrastructure (SoI), EAC, PIII, UIDAI and also to Institute of Applied Manpower Research (IAMR), Narela. Regular maintenance and updation of mail accounts of Planning Commission users is also continuing. The officers of the rank of Joint Secretary and above have been provided desktop computer systems at their residences under the NICNET Telecommuting Program and have been provided broad-band connectivity.
- vii) **System Administration:** The existing proxy server has been upgraded with the latest ISA 2004 server. Administration of all the servers namely Proxy Server, Database Servers, PC Server, Anti-Virus and Patch Management Server, PC Backup Server, CDDO Servers for Payroll applications and it is an ongoing exercise. The latest Service Packs, Security Patches and Anti-Virus Updates have been installed onto all servers from time to time for protection and security of the Servers.
- viii) **Users' Support:** All technical support (Hardware/Software services namely installation of various software like Antivirus package, configuration of users' machine for Internet and network connectivity, Email etc). have been provided to the Planning Commission users; users of PIII and Economic Advisory Committee (EAC) to PM at Vigyan Bhavan as and when required. Necessary support has been also provided in connection with the conference on Infrastructure organised at Vigyan Bhavan under the Chairmanship of Prime Minister; and also to **Meeting of the National Development Council (NDC)** at Vigyan Bhavan, the meeting of the **Full Planning Commission** held recently under the Chairmanship of Prime Minister. The inaugural and valedictory address sessions

of all NDC meetings in this year were also web-casted over internet live by NIC to extend the reach of the National event to all corners of the world, with no limitations of physical or geo-graphical boundaries.

ix) **Centralised Anti-virus Solution** : An updated Centralised Server for Anti-Virus solution with Trend Micro – OfficeScan Enterprise Edition Software Version 10.6.5162S has been installed at Yojana Bhavan; EAC and at PIII. A **Patch Management Server** also has been installed in the erstwhile Planning Commission for prevention of spreading worms into network. Regular updation/ upgradation of Anti-virus and patches on Server and clients have been done. Monitoring the infected machines and cleaning the virus on day to day basis have been done periodically.

x) **Setting up of infrastructure for the ‘Spatial Data Infrastructure for Multi-Layered GIS (Geographical Information System) for Planning’ at the Planning Commission** : NIC Unit at Planning Commission is providing all necessary support for the implementation of GIS. *NIC Unit, erstwhile Planning Commission has also arranged an overview of National GIS Portal over Video-wall for all officials of the Planning Commission.* It may be mentioned that Planning Commission has initiated two GIS Projects, namely

(a) *Spatial Data Infrastructure for Multi-Layer GIS for Planning (National GIS)*

(b) *Computer Aided Digital Mapping of Six Mega Cities*

These projects are executed by National Informatics Centre (NIC). The above project

is able to create “Framework Service Oriented Architecture”, in the form of “National GIS Web Portal” which facilitate sharing of data from multiple sources and leverage location – specific GIS services which could further be customized as per the needs of various stakeholders involved in planning and e-governance process.

4.35.3 WEB-BASED MIS & DATABASES

CAS-MIS on Central Assistance to States

The portal (<http://cas.planningcommission.nic.in>) has been designed and developed in-house with the objective of web enabled automation of various processes and workflow involved in disbursement of Central Assistance which includes Additional Central Assistance and Special Plan Assistance from Ministry of Finance to various States of India. The software application has been developed for Planning Commission for online Approval of Projects and Recommendation of Release of funds under Additional Central Assistance (ACA) and Special Plan Assistance (SPA). The MIS enables States and UTs to submit ACA/SPA projects to Planning Commission for online approval and Planning Commission to approve projects and Recommend Release of Funds to Ministry of Finance online. The MIS also facilitates monitoring of performance of ACA/SPA projects.

The system has a three tier structure. At the State level the processes automated are - Registration of Projects, Submission of Projects to Planning Commission for Project Approval, Submission of Request for Release of funds for new and old projects to Planning Commission, Reply to Queries made by States on Project Details, Entry of Expenditure details and Outcome details, Uploading Project Images, Generation

and Submission of Utilisation Certificate. At the Planning Commission level the processes automated are - Project Approval, Project Query, Project Recommendation, Generation and Printing of Sanction Letter, Grant/Revoke permission to the states to change the Project Details, Monitoring of Outcome of Projects. At the Ministry of Finance level the processes automated are - Monitoring Project Status, Approval details and Outcome details of projects.

4.35.4 OUTCOME & STATUS UPTO DECEMBER, 2014

The project has achieved its objective to the complete satisfaction of Planning Commission and all States by creating a paperless environment for Approval of ACA and SPA projects and Recommendation of request for release by States for both new and ongoing projects. The status of new projects is given below in tabular form during 2014-15 upto December, 2014.

Table. 4.17

Category	No of Projects Submitted by States for Approval	No of Projects Approved by Planning Commission	No of Projects Rejected by PC	No. of Projects Still Pending	Recommendations made by Planning Commission (in Rs. Cr.)
ACA	210 Projects by 11 States	62	0	148	194.00
SPA	1,905 Projects by 10 States	1,823	16	66	1,932.72

RECOMMENDATIONS MADE FOR OLD PROJECTS (PRIOR TO 2014-15) – THROUGH ONLINE APPLICATION

ACA Category: 1 Project amounting Rs.46.05 crore

SPA Category: 409 Projects amounting Rs.3,088.76 crore

4.35.5 BIOMETRIC ATTENDANCE SYSTEM :

As part of the “Digital India” program of Government of India, it has decided to implement common Biometric Attendance System (BAS) in the Central Government Offices (Agencies) located in Delhi to begin with. The proposed

system would enable an employee to register attendance by presenting his/her biometric (finger print/IRIS) which will be authenticated online by doing one to one match with the biometric stored in the UIDAI data base against the employee’s Aadhaar number. For implementing the same, the Central Government Organizations need to follow a structured approach in coordination with different stakeholders. The purpose of this document is to serve as handbook for the Central Government organizations for implementing Bio-metric Attendance System within their organization.

Biometric Attendance System (BAS) is an online attendance system. Network connectivity is

essential for marking attendance. For this two types of connectivity are being planned with each attendance terminal; one wi-fi connectivity on NICNET/broadband and other SIM based GSM connectivity in the tablet. The overall solution has two main components.

- Front End System (to be installed at client user end)
- Back End System (attendance servers to be hosted in NIC data centre with connectivity to UIDAI for real-time bio-metric authentication)

The Front End System is a hardware device like Android tablet or a Desktop PC having client application. Once the user ID (6 digit unique number assigned to an employee) is entered, the application would prompt user to provide the biometric data through finger print/Iris scanner which will be sent through the network connectivity to the backend system. The Back End System (also called the attendance server) would have functionalities to receive data from the client terminals and send it for real-time Aadhaar authentication. It would also have features for organisation/employee registration and preparing real-time attendance reports in dashboard. It is possible to see dashboard reports of each organisation by using sub-domain assigned to an organisation e.g. <http://planningcommission.attendance.gov.in>

PRESENT STATUS DURING THE MONTH OF DECEMBER, 2014:

As for present status is concerned, the application is available at URL: <http://attendance.gov.in>, which shows that as on date, number of registered officials for Planning Commission

stands at 958, out of which on an average around 782 officials i.e. around 82% have been marking attendance online. There are 15 Tablets and around 32 desktop based finger-authenticated devices called Desktop version of Devices that have been installed on the table of Officers itself (USB Connectivity of device and LAN based Network connectivity) etc. As compared to other Ministries/Departments, the enrolment as well as marking attendance through centralized system is satisfactory. It has resulted in the punctuality in the system.

4.35.6 NATIONAL DATA SHARING AND ACCESSIBILITY POLICY IMPLEMENTATION AND GROWTH OF DATA PORTAL – NDSAP : PLANNING COMMISSION DATASETS

With the announcement of notified the **National Data Sharing and Accessibility Policy (NDSAP)** (Gazette notified on 17th March 2012), the Government of India has defined the objective to facilitate access to the Government owned shareable data generated using public funds in machine readable format across the country in a pro-active and periodically updatable manner. A large quantum of the Government data which is currently generated by various government organizations and institutions in the country remains inaccessible to civil society, although most of such data may be non-sensitive in nature and could be used by public for scientific, economic and social developmental purposes. To realize the full asset and value potentials of data at all levels, an enabling provision and platform is required. Moreover, the Open Government Data shall help to improve delivery of Government Information; to promote transparency, accountability and public participation in governance. To implement

the policy an Oversight Committee was constituted on 17th May, 2012 in the erstwhile Planning Commission.

Present Status of NDSAP Implementation : 1,560 dataset resources for 773 catalogues (Categories) have been uploaded onto the portal <http://data.gov.in>

gov.in in current month. The current status of datasets published includes 57 new additions made during current month. Target of 1500 dataset resources for 2014-15 already completed in November, 2014 itself.

The screenshot shows the 'Data.gov India' portal. The main content area displays a list of datasets under the heading 'Browse Datasets'. The table below summarizes the visible entries:

Sr. No.	Name/Title	Popularity	Rating	Format
1	States/UTs-wise Forest and Tree Cover The table provides details of the area of forest and tree cover for States/UTs of India. Forest Cover refers to all lands more than one hectare in area, with a tree canopy density of more than 10 percent irrespective of ownership and legal status. Such lands may not necessarily be a recorded forest ...	123 Views Downloaded 78 times	★★★★☆	CSV
2	District-wise forest cover in 2007 The table provides details of District-wise forest cover in 2007. It provides details of different canopy density classes along with the changes compared to 2005 assessment and scrub. Forest Cover refers to all lands more than one hectare in area, with a tree canopy density of more than 10 percent ...	57 Views Downloaded 28 times	★★★★☆	CSV
3	States/UTs-wise Land Use Pattern The table provides States/UTs-wise details of land usage pattern. It provides details of land use (area and percentage) under total geographical area, reporting area	186 Views Downloaded 59 times	★★★★☆	CSV

Table. 4.18

No.	Division/Subject	Datasets
01.	Agriculture Division (10th, 11th& 12th Plan)	39
02.	Communications & IT related	57
03.	DBT related	02
04.	Disaster Management	01
05.	Elementary Education including DICE 2012	96
06.	Higher Education	52
07.	Environment & Forests Division (including India State of Forest Report -2009, 2011 & 2013)	228
08.	Financial Resources Division	55
09.	Health & Family Welfare	114
10.	Housing & Urban Development)	75
11.	Labour & Employment : Employment data	88
12.	Perspective Planning Division & Macro Framework	18
13.	Power & Energy Division	93
14.	Rural Development	58
15.	Social Justice Division	45
16.	Transport Division	51
17.	Water Resources	07
18.	UIDAI related (updated thro' web-services)	04
19.	Industries Sector	17
20.	Integrated Action Plan (IAP) data of 88 districts	14
21.	Plan Evaluation Organisation (PEO) Studies	295
22.	State Plans & District Plan related	112
23.	Institute of Applied Manpower Research – India Human Development Research (IHDR-2011)	39
	Total	1,560

4.35.7 HEALTH HUMAN RESOURCES SCENARIO (HHRS) TOOL 2014-2043:

HHRS tool 2014-43 for the Health and Family Welfare Division, of the erstwhile Planning Commission is a software application designed, developed and implemented by the local NIC Unit in-house in .NET/SQL Sever environment. The tool is an intellectual exercise intended to develop insights into what the future may hold given the way things are now. In contrast, a prediction is a statement of how things will be. The keystones to this HHRS tool are the Basal density projections for various HR categories of Health sector since 2014 to 2043 in India. These projections should not be constructed as predictions. This is neither realistic nor is it intended to be. These projections can be construed as expectations give current assumptions and plans. This is an intellectual exercise intended to develop insights into what the future may hold given the way things are now. Further, this tool helps generate scenarios by varying one of the three input variables: desired HR density in future, funds available and additional teaching institutions expected to be created.

The supply component, to calculate the Basal density projections, is an inventory model that starts with the number of active personnel under each HR category in the base year 2014 (Estimates of active supply for the base year 2014 are derived from the National Health Profile 2013 with modifications based on an assumption on attrition). For each projection year the estimated number of students for each HR category, enrolling for teaching institutions is added to supply, while estimates of HR personnel leaving the workforce through retirement or death are subtracted from supply. The projected number of HR personnel remaining at the end of one

projection year becomes the starting point for the next year's projection. The key dynamic affecting the future demand for HR category modeled in the basal density projections is the changing demographic composition of the population of India. Supply projections under the basal scenario assume the status quo regarding number of Teaching Institutions, Annual capacity of the teaching institutions of each HR category

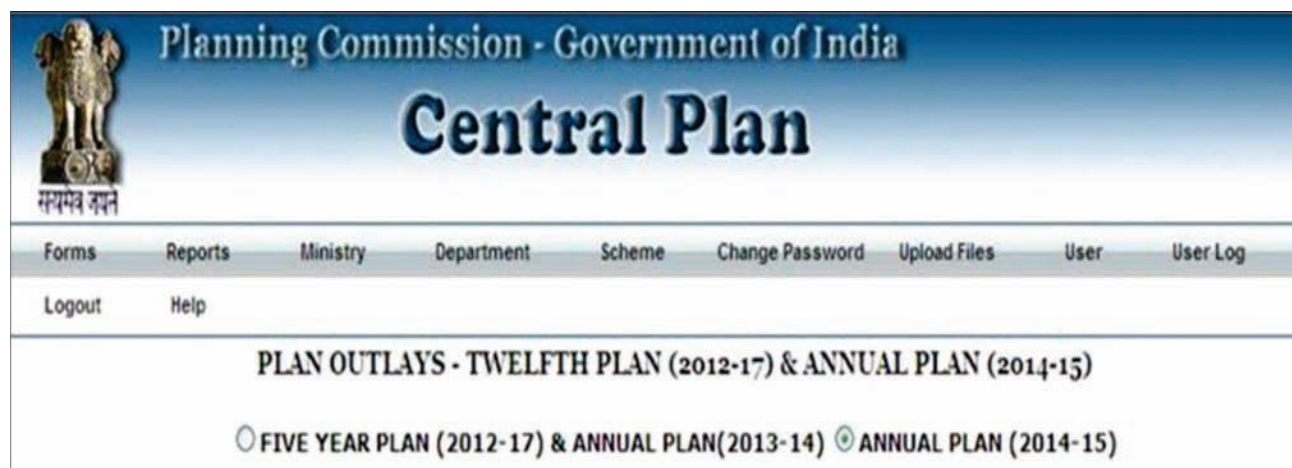
The tool demands five inputs from users: a) Year, b) HR category, c) desired Percentage growth in a selected year's HR density, d) Funds and 5e No. of new Institutions. The users can make choices on the tool and tool will automatically give the output for the users' choice and Enhanced Density projections for the selected HR category/ HR Categories. The assumptions followed to formulate the HR projections are that 2014 onwards, annual growth of the population is around 1.3% of previous year. New colleges assumed to be operational since 2016 to take care of time lag due to construction of new colleges has been inbuilt into the application. Assumed to have a capacity of 200 for Physicians, 100 for AYUSH Practitioners, Dentists, Nurses/GNMs & Pharmacists and 80 for ANMs. For Physicians, AYUSH Practitioners and Dentists - calculated after 5 years of introduction of new teaching institutions to take care of latent period for production of manpower i.e. 5 years to complete the course. For Nurses/GNM and Pharmacists - calculated after 3 years of introduction of new teaching institutions to take care of latent period for production of manpower i.e. 3 years to complete the course. Attrition rate @ 1% on the available HR personnel of the previous year to compensate loss due to death & retirement of HR personnel and @ 10% on the Annual capacity & Additional Annual capacity to take care of

loss due to student's failure and/or leaving the healthcare field is also included in the scenario.

4.35.8 CENTRAL PLAN MONITORING INFORMATION SYSTEM [CPLAN- MIS]

It is a web-based Monitoring Information System for online-data entry/updation by all Ministries/ Departments for the Annual Plan of Central Sector and Centrally Sponsored Schemes to finalise the Gross Budgetary Support (GBS) for 2014-15 and for the Twelfth Plan. The Application is already operational for input the data and updating the information online. Users for around

74 ministries/departments have been created. All Ministries / Departments are updating data for GBS exercise online thro' this package for the financial year 2014-15. Statement of Outlays & Outcomes/Targets (2013-14) as per the Outcome Budget 2013-14 and Up-to date Actual Achievement; Particulars for Programmes/ Projects to be Financed wholly by domestic resources or by externally aided projects; details of schemes that have been weeded out or have been merged etc. will be generated thro' this MIS. For this, a web based MIS has been designed and developed, URL - <http://pcserver.nic.in/cplan>.



The same has been modified as per the requirements of Planning Commission for the current Annual Plan (2014-15) discussions. Input proformas have been standardized into 08 Appendices (12 Formats) for presenting the proposal which has the information regarding plan expenditure for various schemes/programs, external & domestic resource component, PSE wise estimates of Internal & external Budgetary resources for 12th Plan., Head of Development wise Plan outlay etc., and are made available on the site to enable users to download format, make online data entry and update modules for all the 12 proformas.

The software application has the following facilities.

1. System can be invoked with authentication.
2. There are three types of users, administrator which can create user profile, master table for ministry/department or to delete the wrong entry,
3. Planning Commission's user which is dealing with various ministries/divisions to see the status of the information filled by various ministries/departments.
4. About 74 Ministries/ Departments level users are updating the information online.

The screenshot shows the web portal for the Additional Central Assistance for Left Wing Extremism Affected Districts Planning Commission. The header includes the organization's name and logo on the left, and a map of India on the right. The navigation menu contains links for Home, Reports, ACA-LWE Districts, Basic Information, Contact Us, and Logout. The main content area is divided into two sections. On the left, there is a 'Client login' form with fields for State/Ministry (a dropdown menu), District (a dropdown menu), Password, and a CAPTCHA image showing the number 'p3 98k'. Below the CAPTCHA is a text prompt: 'Please enter the code shown in the image above' and a 'log in' button. On the right, there is a section titled 'About Additional Central Assistance (ACA) for Left Wing Extremism (LWE) Affected Districts and Integrated Action Plan (IAP)'. The text in this section states: 'The Government has decided to continue assistance to 82 districts previously covered under the Integrated Action Plan (IAP) for Selected Tribal and Backward Districts and six new districts (total 88 districts) through a scheme titled "ACA for LWE Affected Districts" for the remaining years of Twelfth Five Year Plan.' Below this text is a section titled 'Implementation Modalities' which states: 'A Committee headed by District Collector / District Magistrate and consisting of the Superintendent of Police of the District and the District Forest Officer will be responsible for implementation of this scheme. The District-level Committee will have the flexibility to spend the amount for development schemes according to need as assessed by it. The overall objective should be to use the funds under the scheme in convergence with other Centrally Sponsored Schemes/ State Plan Schemes so that these districts register progress in terms of socio-economic parameters. A suitable form of consultation is to be ensured with the local Members of Parliament and other elected representatives including Members of Panchayati Raj Institutions (PRIs) while finalizing works/projects to be taken up under the scheme.'

- There are three different types of user interfaces depending of the privilege
- System has facility to download all the Appendices in Excel Tabular Forms
- Users can upload the data either in excel format
- Ministries and department wise Queries/ Reports are also available.

4.35.9 MIS Additional Central Assistance (ACA) for Left Wing Extremism (LWE) Affected Districts and Integrated Action Plan (IAP)

The Govt. has decided to continue assistance to 88 districts previously covered under IAP for selected Tribal and Backward Districts and six new districts (total 88 districts) through a scheme titled - ACA or Left Wing Extremism (LWE). A monitoring system has been successfully

operational in Planning Commission for monitoring of monthly progress of the schemes/ projects are decided by district level committee and progress for monthly progress for the 11 sectoral schemes. The issue of development deficit in tribal districts including those subject to Left Wing Extremism has been a matter of concern. Finance Minister in his Budget Speech of 2010-11 had announced the intention of the Government to introduce a special scheme for areas affected by Left Wing Extremism. Government of India accords highest priority to e-Governance initiatives being undertaken in the last few years.

The MIS on Integrated Action Plan (IAP) for 88 Selected Tribal and Backward Districts is a web-based application to facilitate online monitoring of various programmes. It may be mentioned that a Task Force on Left Wing Extremism (LWE) was constituted under the Chairmanship of Cabinet

Secretary on 12th February, 2008 to promote coordinated efforts across a range of development and security activities to tackle the naxal problems in a more comprehensive manner.

The MIS on Integrated Action Plan (IAP) for 88 Selected Tribal and Backward Districts is a web-based application to facilitate online monitoring of various flagship programmes. NIC – Planning Commission Unit has developed a MIS for ‘Integrated Action Plan (IAP) for 82 Selected Tribal and Backward Districts pertaining to 09 States. It has been widely used for updating the performance of eleven major flagship programmes as well as to monitor the utilization of .25 crore during this financial year 2010-11 and .30 crore during 2011-12 as first and second installments. In the financial year 2012-13, .30 crore is being released based on the performance of expenditure made during the previous tenure and after successful completion of the audit performance of the projects/works undertaken. Thus the monitoring system was developed for Planning Commission to monitor monthly progress of the schemes/projects with a grant of .85 crore during 2010-14.

System can be invoked with role based authentication. There are three different types of user interfaces depending of the privilege of the user-id. There are three types of users, administrator which can create user profile, master table for states/districts, schemes and delete option for incorrect information, Planning Commission user which is dealing with various Divisions/Ministries can view the status of the information filled by various state and districts. Districts, state and scheme users can update the information online from their respective districts.

The application is operational for updating input on a web-based MIS online from 88 Districts location and 100% updation is going on every

month periodically. All most every Month Member Secretary, Planning Commission takes a review meeting to monitor the performance using Video Conferences System at Planning Commission using secured VC network of NIC with the Chief Secretaries and their subordinate officials of these 9 States along-with Collectors/District Magistrates from IAP districts. The performance was analyzed using prepared document with various reports as well as graphical Representation based on generated reports from MIS-IAP system.

The MIS has been also made exhaustive one and it also provides district and village level information relating to nine types of basic amenities. The site was security audited to remove any security vulnerabilities. Eleven Schemes being monitored are as follow:

1. Supplementary Nutrition (ICDS)
2. Sarva Shiksha Abhiyan (SSA)
3. Road Connectivity (PMGSY)
4. MGNREGA
5. Housing (Indira Awas Yojana)
6. Health (NRHM)
7. Electrification (PMGSY)
8. Drinking Water Supply (DWS)
9. Ashram Schools
10. Forests Right Act
11. National Highways/State Highways

The MIS has been widely used for performance of flagship programmes as well as monitoring these programmes during video conferences with 60 DMs/Collectors and Chief Secretaries of these 09 States. The MIS has been also made exhaustive one by its linkages with Census 2001 Demographic and Amenities database pertaining to these 882 districts. The system provides district and village level information relating to nine

types of basic amenities such Education, Health, Drinking Water, Communication, Recreational Facilities, Banking, Post Telegraph and Telephone, Electrical Supply and Connectivity in 60 Left Wing Extremism affected districts.

As on date, this national level project is being monitored at highest level and all District Magistrates (DMs) / Collectors of 88 districts and Chief Secretaries of these 09 States have a video conferencing session from the Planning Commission and physical/financial progress of all flagship schemes and utilization of development expenditure is monitored by the officials of the Planning Commission and other Central Ministries.

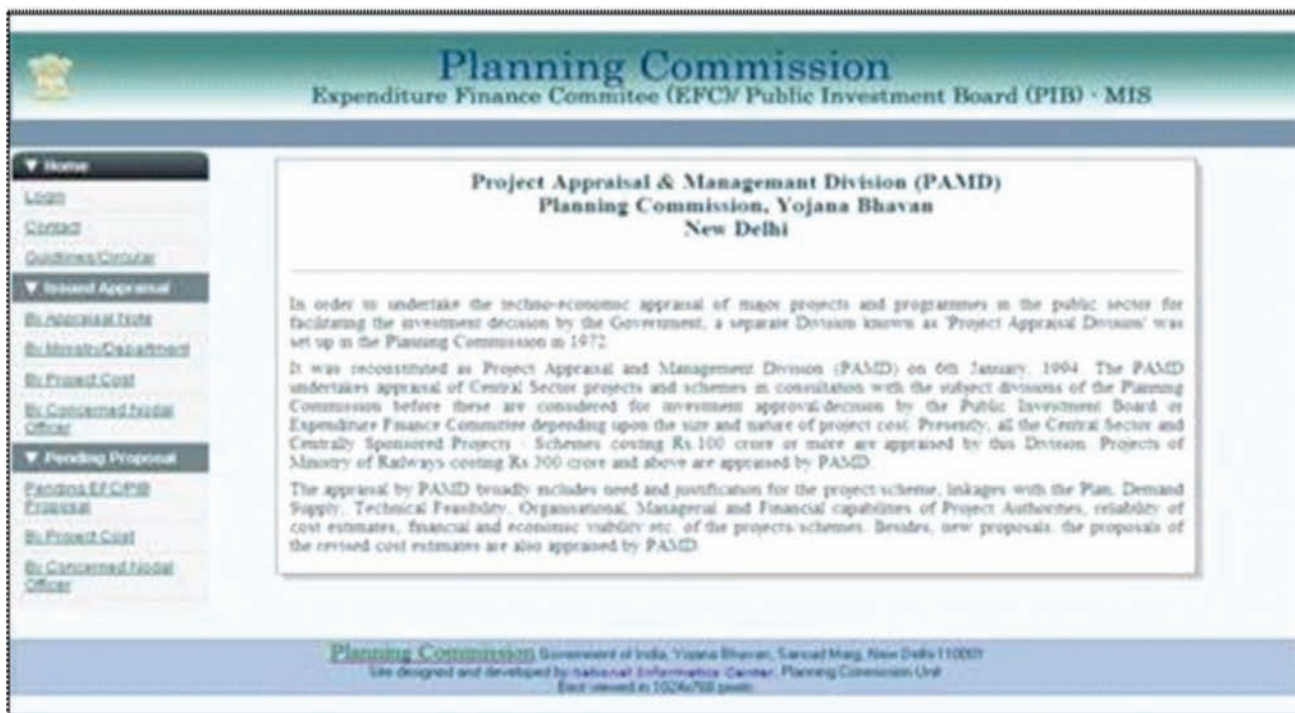
4.35.10 MONITORING OF PROJECTS SUBMITTED FOR APPRAISAL TO EXPENDITURE FINANCE COMMITTEE – [MIS-EFC]

The Project Appraisal and Management Division (PAMD), Planning Commission undertakes appraisal of Central Sector projects and schemes

in consultation with the subject divisions of the Planning Commission before these are considered for investment approval/ decision by the Public Investment Board or Expenditure Finance Committee depending upon the size and nature of project cost. Presently, all the Central Sector Projects / Schemes costing .25 crore or more are appraised by this Division.

A web based Management Information system for EFC/PIB has been developed to view the status appraisal notes issued and pending EFC/PIB proposal for appraisal to undertake the techno-economic appraisal of Central Sector projects and schemes of major projects and programmes in the public sector for facilitating the investment decision by the Government. Information of issued appraisal notes has been uploaded since January, 2008 and till date pending EFC/PIB proposals.

System has two areas public and administrator. Public area consists to view reports and administrator area to enter, update, delete and



restore records. System can be accessed using URL <http://pcserver.nic.in/efc>. Input for appraisal notes issued and pending EFC/PIB proposal are also up-to-date. The scope of the project has been enhanced to include projects related to Cabinet, CCEA and Cabinet Committee on Infrastructure etc. System has two areas public and administrator. Public area consists to view reports and administrator area to enter, update, delete and restore records. Using URL <http://pcserver.nic.in/efc> one can access the site. Input for appraisal notes issued and pending EFC/PIB proposal are up to date. Information about 1,277 appraisal notes issued and pending EFC/PIB proposal are available up to date.

4.35.11 TRACKING SYSTEM FOR STANDING FINANCE COMMITTEE (SFC), DRAFT CABINET NOTES (DCN) AND EMPOWERED GROUP OF MINISTERS (EGOM) :

A web-based online system has been designed and developed for Planning Commission for keeping track of the status of Scheme/Project proposals regarding above categories appraisals. The System is role based. System can be accessed by Nodal Officers of the concerned division and web administrator. The system has following features:

The Entry/Update module for input details like proposal cost, date of receipt etc. of Appraisals received from Ministries/Departments. Initially the status of appraisal note will be pending. The system has enforced certain kind of validations which should be taken care off.

- The action status of appraisals/proposals can be updated from pending to clear /issued using update option with providing the information of Issue and Meeting Date etc.

- Status can be reviewed by Nodal officers at any time.
- Nos. of reports for Pending/ Issued proposals are available in the public domain.

eBill Tracking System : Software Application **e-bill Tracking System**, has been implemented in the Planning Commission. This application facilitates the employees to make online submission of their TA bills, telephone bills, newspaper bills, medical claims and LTC Claims, etc. It is useful for better Record maintenance, single window for tracking e-bill status for all types of bills. e-Bill Tracking System is introduced to enhance the transparency in the system of processing of various bills. Due to utility of this application, many types of other bills viz., Children Education Allowance, Overtime bills, GPF Advance/Withdrawal, Vehicle/Computer Advance have been incorporated.

Hospitality Requisition Management System (HRMS) has been designed, developed and implemented. The system facilitates online order booking of various items available in Canteen, Coffee House, Tea Board at Planning Commission. It displays list of available items with respective rates/unit. The user can take a print-out of the requisition and can collect the order. This reduces the order and calculation time and helps in records keeping. System also generates date-based user-wise and Item-wise reports.

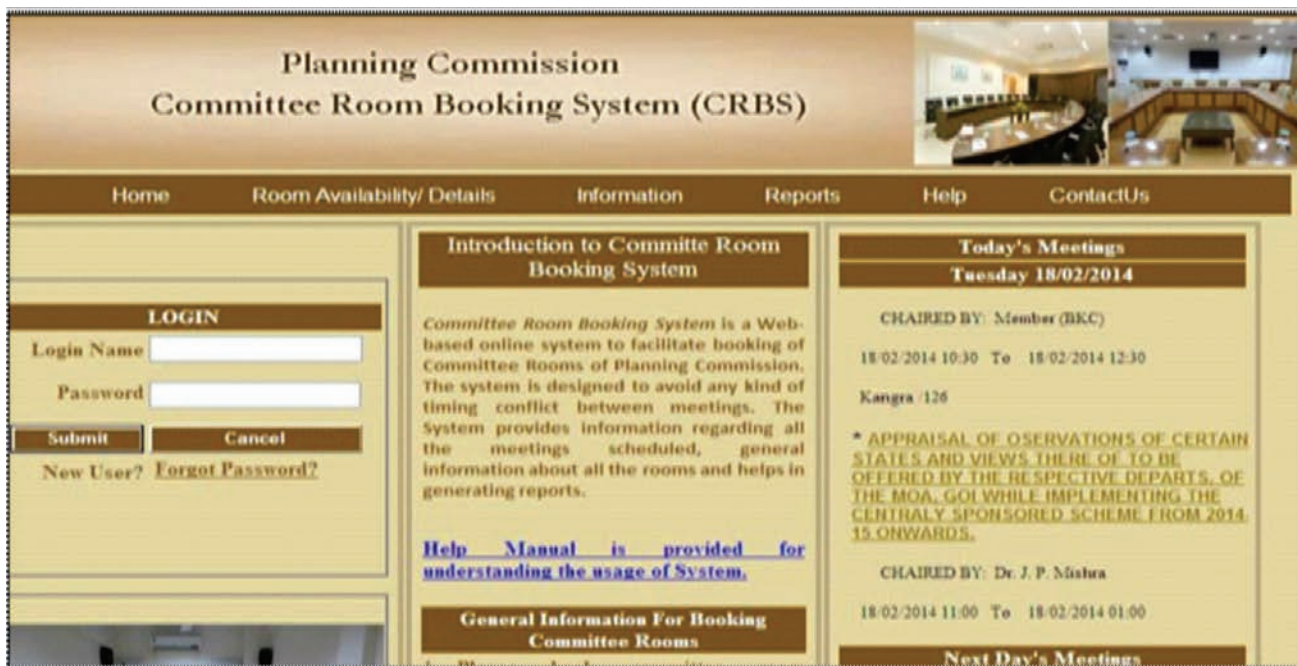
Committee Room Booking System (CRBS) has been developed and implemented in Planning Commission. It is a Web-based online system to facilitate booking of Committee Rooms of Planning Commission. The system is designed to avoid any kind of timing conflict between meetings. The System provides information

regarding all meetings scheduled, and general information related to various committee rooms and helps in generating reports. It has been implemented w.e.f. 1st October, 2013. The system is available on the URL <http://pcserve/crbs>. System has been developed using ASP .NET and SQL Server. The CRBS offers a wide range of features. It is an online paperless booking system. The user has to simply fill up an online form for booking of committee room and for making all meeting related arrangements.

- The request will simultaneously get forwarded to the Protocol Officer and Technical Officer.
- The system provides complete information about the facilities available, name of each committee room, seating capacity, details regarding hospitality arrangements, priorities accorded for booking committee room, etc.
- The system also provides visual images of the committee rooms.

- Charts and Maps Unit will also confirm about arrangements for Power Point Presentation, Display on the Display Board, etc.
- Availability of committee rooms, details of meetings for the day, forthcoming meetings, etc. can be viewed on the Home Page.
- The user can view the number of meetings for which Committee Rooms have been booked by him / her so far.
- Document uploading feature is also available for documents like list of participant and approved letter if required.
- Protocol Officer has input module for Expenditure involved in refreshment/lunch in each meeting.

After Implementation of CRBS, only online booking for meetings is accepted for booking of Committee Rooms, no paper requisition. Till date more than 600 meeting's bookings have been done successfully using this system.





e-Requisition System for distribution of consumable items : E-requisition (ERS) application has been developed and implemented to automate manual requisition process of issuing of consumables items of various categories in Planning Commission. The system accepts online requisitions and the same are processed for issuance. All categories like Stationery, Electrical, Livery, Computer Consumables, Sanitary Items have been included covering all the items of various General Sections. This application expedites the process of Officials of the General Administration Sections in performing their functions.

The system automates the online requisitions processing for consumable items which involves requisitions filing, sanctioning, issuing and stock updating accordingly. It also provides

- Online and printable reports on different criteria for store in charges, and general users
- Better record maintenance by eliminating anomalies, reduced time processing in allotment of various items
- Immediate filing of requisitions and processing of requisitions resulting in manpower and processing time savings with various checks incorporated and online display of available stock to facilitate issue of appropriate quantity of items as against demand
- Report/query facility to users and divisions to facilitate query on requisition status, number of items issued as per the category for a specific user, employee wise , item wise details for store in charges

FUNCTIONAL FLOW OF ERS:

Requisition Module: This module enables all employees of Planning Commission to apply online for the required items listed on the website. A unique number is generated against each successfully submitted requisition in the system. System provides certain validation checks to avoid un-necessary requisition generation.

All the requests submitted by users are forwarded to administrator of specific store to process it further where actual quantity to be issued against demanded by user is decided. Stock is updated automatically accordingly by the system. There is a provision to display last issued date and quantity against each demanded item while processing the requisition. Also in-charge can decide to issue alternate item instead of demanded item. User can take the print of processed requisition and get the items issued. The details regarding this are stored in the system to generate specific reports and handle queries.

TECHNOLOGY USED: .NET, C#, WINDOWS XP, SQL SERVER 2005

Status: System is implemented and running successfully at Planning Commission. It has

helped administrators in deciding re-order quantity of general use items. The manual process has been totally replaced by this system. Enhancements and modifications are made to system time to time as required by the user.

Monitoring System of Annual Performance Appraisal Report (APAR):

The APAR of employee is an important document. It provides the basis and vital inputs for assessing the performance of an officer and for his/her further advancement in

his/her career. The officer reported upon, the Reporting Authority, the Reviewing Authority and the Accepting Authority should, therefore, undertake the duty of filling out the form with a high sense of responsibility. A work flow based system has been redesigned, developed and successfully implemented in Planning Commission for more than 650 Employee's APAR for Year (2012-13). System is rolled based. At each stage of APAR cycle, employee can track his/her APAR.



4.35.12 DATA ANALYSIS SYSTEMS FOR EVALUATION STUDIES OF VARIOUS FLAGSHIP PROGRAMMES OF PROGRAMME EVALUATION ORGANISATION (PEO)

Evaluation is an integral part of planning process. Plan Schemes are formulated and implemented without adequate knowledge of the project area, target groups, grass root level institutions and

about the likely behaviour of implementers and beneficiaries. Feedback from Monitoring and Evaluation could be an important tool to assess the appropriateness of design and implementation methods and take necessary corrective measures for improving performance. Keeping in view the importance of such an efficient evaluation system, the Programme Evaluation Organization (PEO) was set up in Planning Commission, Government

of India with the objective of evaluating the Community Development Programmes initially. Gradually the scope of PEO was widened to cover evaluation studies of virtually every sector of Indian Economy. Around three to four studies are being conducted each year. In these Evaluation Studies data is collected from beneficiaries as well as implementers at different levels like Village, Block, District and State on various issues relating to implementation and impact of the scheme, is extensively analyzed by PEO to prepare an 'Evaluation Report'.

These 'Evaluation Reports' provide useful information to social scientists, researchers, students, policy makers and general public on the factors, which hinder effective implementation of programmes as well as those, which contribute to successful implementation.

4.35.13 COMPUTERISATION OF EVALUATION STUDIES

NIC plays a key role in each of these evaluation studies by integrating Information Technology into each step of the study starting from Data Preparation, Entry, and Validation to Data Analysis. In each study Information is collected through 8 to 12 schedules, each schedule having both objective and subjective questions on around forty to seventy parameters. Information on hundreds of such parameters collected from grass root level is prone to various types of inconsistencies and errors. As many of the questions are subjective, non-uniformity of data is also another problem to be dealt with. These data being sensitive to the future of the country, demand hundred percent accuracy, which is achieved through computerization of data with both online and offline validation.

Being diagnostic in nature data analysis plays vital role in development of Evaluation Reports. Rigorous analysis is done on all the parameters

collected at state, district, block, village, household/beneficiary and other levels specific to each study. Reports on various parameters at different levels are generated for analysis.

Meeting the demand of PEO in providing correct, consistent and in time analytical information becomes a challenge for NIC, for which continuous effort is being made to introduce new developments in Information Technology into the computerization work as and when it is possible, to make the process more smooth and effective.

A few Data Analysis Systems have been developed for three evaluation studies that have been undertaken by the Plan Evaluation Organization. These are –

- a. **Evaluation Study on Cooked Mid-day Meal Scheme (CMDM)**
- b. **Evaluation Study on Rural Road Component of Bharat Nirman (Rural Roads)**
- c. **Evaluation Study on Total Sanitation Campaign (TSC)**

4.35.14 DATA ON STATE FINANCES–MIS :

It is a web-based Monitoring Information System that has been assigned to NIC, Yojana Bhavan Unit by the Financial Resources Division of the Planning Commission for development of an online-data entry/updation and retrieval system for data on State Finances for revenue and expenditure from 1980 onward for all States and UTs. Database on State Finances will take care of Centre's and States' fiscal federalism, relating to the division of fiscal powers between the centre and states; and state and local governments, problems of inter-jurisdictional spill overs and issues of tax harmonisation. The focus of the database is on following core areas:

- Public Finance
- Macroeconomics especially fiscal, monetary and commercial policy
- Microeconomics particularly public sector and urban economics and industry studies
- Planning and Development
- Economic Theory and Methodology.

Database comprise of –

- Revenue Management
- Expenditure management, all States and Union territories.

System designing and layout has been made and web-based application is under development. Retrieval modules for Plan, non-Plan outlay, expenditure etc. have been developed and the project has been successfully implemented.

4.35.15 ‘COMPREHENSIVE DDO AND E-SERVICEBOOK IMPLEMENTATION’ – AN E-GOVERNANCE TOOL BY NIC :

NIC – Yojana Bhavan Unit successfully implemented the centralized CDDO package at Planning Commission for streamlining of Salary/ Pay disbursement in Planning Commission from the salary of the month of September, 2008 as per recommendations of the 6th Pay Commission. The proposal as submitted by NIC – Planning Commission has been fully accepted by all Administration and Accounts sections of the Planning Commission. Earlier, the COMPDDO has been successfully installed in two servers for different DDOs at Yojana Bhavan for migration of master record and implementation of CDDO package.

The site is used to generate the ECS (Electronic

Clearance System) text file for Salary Bills. With the implementation of CDDO package, all employees get their salary through ECS system and no cheque payment which is a success story for Accounts and Administration Sections of the Planning Commission that they achieved this goal with the support of NIC – Planning Commission Unit. Following modules have been implemented:

GPF Module : For GPF processing, GPF Account No. has been allotted to each employee with General Information. After capturing running Advance Details First time, Recasting Calculation done by entering the financial year data and Opening Balance.

Income Tax Module : The objective of this process is to generate the consolidated statement/ yearly income statement of the employees for the specified financial year. The statement is given to employees along with the tax calculation sheet to enable him to plan for more saving in order to get maximum rebate in income tax.

e-Service Book : For the smooth implementation of e-Service Book, NIC-Planning Commission Unit provided all required technical support and assistance to the respective users. Being a NIC Nodal Officer from Planning Commission, NIC unit also attended few Workshops organised by the Deptt. of Personnel & Training. Data entry of e-Service book of employees is being done to make it fully implemented and a few modules are operational for getting the data and employees profile verified.

4.35.16 FILE TRACKING SYSTEM (FTS):

File Tracking System has been implemented successfully in all divisions of the Planning Commission. For making the whole office using the centralized Diary/dispatch and file

Monitoring System, NIC – Yojana Bhavan Unit arranged many work-shops, hands-on-training modules and individual training assistance to users and apprise them the advantages of OPA system. It has been modified to a better application having more features called File Tracking System (FTS). FTS – the web based application to monitor the pendency of receipts and files and assists in their easy tracking, has been successfully implemented in the Planning Commission, in all divisions of the Planning Commission. It is an integrated package which has features right from diarizing of receipts/files, updating its status, opening of new files, tracking the movement of the files, dispatch of letters/files and finally records management. During this year, the carried out activities include –

1. Online presentation on OPA/FTS system was given to Officers and staff of various divisions of Planning Commission
2. Training and trouble-shooting: Training is provided on regular basis to new users/ on users request and support is provided to solve technical problems as and when it is required by the user.
3. Regular administration work done which includes - addition of new section/officer entries, updation of details of employees in case of promotion, change of designation and transfer from one section to other as per requirement of user.

4.35.17 IMPLEMENTATION OF E-OFFICE – AN ONLINE SOFTWARE TOOL TOWARDS DIGITAL WORKPLACE SOLUTION

With a view towards improving the organizational efficiency by providing a one-stop access point to various applications and ease of monitoring within

Planning Commission - a flexible Platform for Document Management, Content Management, Collaboration/ Messaging Services, Electronic File movement was required.

- The e-Office portal framework is a G2E/G2G solution, developed by National Informatics Centre, to provide a one-stop access point to organisation information and applications/ services, a flexible Platform for Document Management, Content Management, Collaboration/ Messaging Services and Workflow modules, etc. with an aim to empower employees of an organisation by bringing together services, applications, together under a single window entry platform.
- e-File module is an integral part of e-Office, a work flow based product for enabling an end-to-end electronic file movement across the government with features such as Scanning and Diarisation, File creation, Noting, Digital Signature Certificates for signing a file, attachment of correspondence to e-File and Movement of file etc. In Planning Commission, National Informatics Centre (NIC) is implementing the e-Office and a few other modules have been already implemented. Various features of the e-Office Portal include -
 - a. **e-File** : e-File is the salient feature of e-Office to enable paperless office by scanning, registering and routing inward correspondences along with creation of files, Noting, draft for approval and finally movement of files and receipts etc. e-File implementation process started in Planning Commission in June, 2010. The status of eOffice implementation for the month of December, 2014 is as follow –

a. **New Files/Receipts Created in December' 14 :**

Electronic Files	: 46
Electronic Receipts	: 1
Physical Files	: 415
Physical Receipts	: 1,983
Total Files	: 461
Total Receipts	: 1,984
Electronic Files & Receipts	: 47
Physical Files & Receipts	: 2,398
Total Files & Receipts	: 2,445

b. **Total Movement/Exchange of files/receipts during December'14**

Electronic Files	: 146
Electronic Receipts	: 1
Physical Files	: 4,187
Physical Receipts	: 2,916

b. **Payslip** : All employees generate Payslip of current as well as that of previous months through the portal. Payslip of all employees, generated by CDDO package along with the payslip of Consultant, generated by in-house package are displayed on Intra (e-Office portal). In all, payslips of around 1095 employees have been displayed.

c. **GPF Statements** : All employees generate GPF statement of current and last two financial years through this portal. GPF related work for the Year 2013-14 has been completed.

d. **e-Leave** : The portal has a link to the leave management system from which

employees can apply for leaves and has been successfully implemented for all employees of the Planning Commission. No manual leave sanctioning is encouraged. Leave management system (e-Leave) implemented and started on-line from 8th Feb. 2011.

e. **Library** : The portal has a link to the Planning Commission Library database which helps employees to search books from the portal.

f. **Knowledge Management System** : The **Knowledge Management System**, which is an integral part of the portal, helps various divisions to manage their information independently on the portal. **Financial Resources Division** and **State Plan Division** are extensively utilizing this facility. Knowledge Management System helps in management of various types of information such as –

(i) **Circulars/Orders** : Daily important circulars and orders are uploaded to the portal. There is an archive of Circulars and orders from the year 2005.

(ii) **Daily Digest** : Daily News Digest uploaded by Communications, IT and Information Division.

(iii) **Documents from Administration Division**: Such as Reference Material describing function of various divisions, Recruitment Rules, Entitlements and Facilities, Channel of Submission, Seniority list.

(iv) **Forms** : Employees download from the portal various types of Forms of Administration and Accounts Division.

(v) **Links to Applications/Databases of Planning Commission** : From the portal

employees can also access various databases and information systems of Planning Commission running on the Intranet/Internet such as - databases of PEO Evaluation Studies, NGOs, ACRs etc.

Centralized ACC Vacancy Monitoring System (AVMS) –

an e-Governance tool designed and developed by NIC: Installation of a web-based computerized monitoring system, hosted at NIC Hq., facilitating timely processing of cases seeking the ACC approval has been made operational by NIC. The system can be accessed at <http://avms.gov.in>. NIC- Yojana Bhavan Unit assisted the assigned nodal officer of the Planning Commission to update the database.

Government Accommodation Management System(GAMS) :

Necessary support has been provided to all the Account Sections of Planning Commission to implement the GAMS successfully. GAMS is an Online License Fee Collection & Monitoring System.

Centralized Public Grievances Redress and Monitoring System (CPGRAMS):

Training programme on CPGRAMS has been organized and attended by the officers of Administration Division and from NIC unit. Necessary support has been provided to the Administration Sections of Planning Commission to implement the system.

Centralized Pension Grievance Redress & Monitoring System (PENGRAMS) :

In association with NIC, Department of Pension & Pensioners' Welfare organized a training programme for the Public/Pension Grievance

officers of various Ministries/ Departments on Centralised Pension Grievance Redress and Monitoring system (CPENGRAMS). Initiative has been taken to implement the system by putting all grievances of pensioners on Pensioners' Portal of the Government of India for monitoring purpose.

Planning Commission Expenditure Monitoring System (PC-EMS) :

A web-based MIS to monitor both plan and non-plan expenditure of planning. It has also an integration with Demands & Grants and has been implemented. The software is developed for Integrated Finance Accounts (IFA) Division and is being maintained to monitor Monthly Expenditure & Demand for Grants. The MIS covers Demand for Grants; Plan Budget Links; and other Statements depicting Plan and Non-Plan Statement according to Budget Estimates and Revised Estimates. The system facilitates generation of various reports.

Village Planning Information System (VPIS) – Amenities :

In order to strengthen the fourth tier tool for monitoring, Village Planning Information System (VPIS) has been designed, developed & implemented for public use by all Ministries/ Departments. It is a web-based retrieval system based on Village level Non-Census data as on 31.03.1999 compiled with Census 2001 data, released by Registrar General of India. Nine different amenities, that includes Education, Health, Drinking Water, Post-Telegraph-Telephone, availability of Communication, availability of Newspapers, Banking, Recreational & Cultural Facilities, Connectivity and availability Electric Supply etc. The system has two parts showing data in Tabular view and Crystal Report

view forms. It has been developed in .NET using Microsoft Visual Studio 2005. Its URL is - <http://pcserver.nic.in/vpis>.

Village Planning Information System (VPIS) – Demography :

It is also a web-based retrieval system based on Census-2001 data of Government of India. The system enables retrieval of analytical information relating to demographic profile of all villages of India. The MIS has been developed using Dynamic Query Engine for State retrieval and analysis of demographic data.

‘Online Complaint Registration Mechanism – Yojana Sewa’:

A web-based Management Information System for Yojana Sewa for online registration & monitoring of all maintenance and common services at Yojana Bhavan, Planning Commission has been designed and developed as per requirement of the Planning Commission under e-Governance project. This system facilitates registration of hardware/software complaints from all the computer users of Planning Commission over the network to facilitate hardware/ maintenance engineers stationed at Yojana Bhavan to effectively attend to the complaints and minimise the system down-time.

Hardware Inventory Management System (HIMS):

System software development, integration and implementation of the new Hardware Inventory Management System developed for the Planning Commission. It is a new web-based for all hardware inventory items procured and used by Planning Commission and information related to all new arrivals, in-stock and transaction

detail can be generated thro’ this package. The revised and modified version includes all security features, new reports generation of movement slips and many more features.

e_AssetInventory (http://pcmis/e_assetinventory): e_AssetInventory application has been developed to manage inventory of consumables and non-consumables maintained by General-I and General-II section of the Planning Commission. The system has been developed with the objective to automate various processes involved with the inventory management.

MIS on component of Flagship Programmes including Bharat Nirman :

A single window web-based MIS on all 14 components of the Flagship Programmes including Bharat Nirman, designed and developed by studying and linking physical and financial progress of various components of the Flagship Programmes, has been implemented at Yojana Bhavan and can be accessed from outside using the URL <http://pcserver.nic.in/flagship>. The site makes a link to all components of Flagship Programmes for physical and financial progress made in the program state-wise during particular period both month-wise and annual basis.

MIS for North East Regions Districts (MIS-NERD) :

An online web-based portal for monitoring the progress of sectoral schemes being implemented in North East Region Districts. Monthly input information is capturing online from NER districts and all the reports are in public domain. System provides district-wise, State wise physical & financial progress in respect of 11 Schemes identified for intensive monitoring needs to be monitored on monthly basis. MIS portal can be

accessed online through URL <http://pcserver.nic.in/ner>.

MIS for Deputy Chairman, erstwhile Planning Commission :

MIS was designed and updated periodically as and when new updates come. The MIS helped the Deputy Chairman with the latest updated data pertaining to Annual State Plans, International Statistics based on Foreign Direct Investment; WTO related matters and others issues relating to domestic and international economy. The MIS includes information related to Approved Outlays and Expenditure from 1990-91 onward till date, %age growth over the previous years, comparative statements, and scaled by GSDP for each state and Union Territory. The other information available in the database includes, data relating to Indian economy, Indian Revenue, Expenditure, Fiscal Deficits, Agriculture GDP projections, GINI Co-efficient, Power T&D Losses State-wise, Centre's and States' Fiscal Deficit, Poverty related data; FDI and WTO related data; GDP projections of selected countries, G-20 countries and their comparative study etc. The MIS also helps the Deputy Chairman during the Annual Plan discussions with Chief Ministers of the concerned States as well as during his visit to States and abroad. IT can be accessed from the URL - <http://planningcommission.gov.in/data/datatable/index.php?data=datatab>

Minimum Spatial Data Infra-structure for Multi-Layered GIS Application :

The scheme of "Spatial Data Infrastructure for Multi-Layered Geographical Information System (GIS) for Planning", a new Central Sector Scheme (CS) sponsored by the Planning Commission and executed with the support of NIC, has been operational in the Planning Commission. The

Spatial Data & GIS Application Services are now available in G2G through NIC at Planning Commission also. The Mirror Server of the NIC Hq. i.e. Sun Fire V440 Server Sun Solaris has also been made operational and one can easily access the National Spatial Database Applications using the URL : <http://plangis/website/nsdb/viewer.htm>

Beside Sun-Solaris Server having NSDB database, Deptt. of Space has also put their mirrors site at Planning Commission and following layers can be accessed thro' IntraYojana portal at Planning commission. Department of Space (DoS) Server has the following layers –

- Golden Quadrilateral; National Highways; District Roads; Village/ Unmettalled Roads; Railway Stations; Airports
- Rivers; Reservoirs; Watershed Levels; Landuse; Vegetation Type; soil Productivity; soil slope; soil Depth; soil Texture; soil erosion etc.

The NIC-YBU Unit at Planning Commission is also the custodian of all GIS applications where the mirror-site is functional and digitised maps developed for the Planning Commission. Large number of maps generation and database creation is being serviced by NIC-YBU Unit at Planning Commission locally and has provided large number of inputs to various users of the Planning Commission.

Non-Government Organisations Partnership System (NGOPS) :

As per direction of the Planning Commission; the existing database of NGOs/VOs has been migrated to NGO Partnership System for online registration mechanism of NGOs. The Planning Commission of India had invited all Voluntary

Organizations (VOs)/ Non-Governmental Organizations (NGOs) to Sign Up on this system, which has been developed in consultation with the below mentioned Ministries/ Departments/ Government Bodies to facilitate VOs/NGOs during their interaction with the Government in connection with requests for Government Grants under various schemes of these bodies.

- Ministry of Culture
- Ministry of Health & Family Welfare
- Ministry of Social Justice & Empowerment
- Ministry of Tribal Affairs
- Ministry of Women & Child Development
- Department of Higher Education
- Department of School Education & Literacy
- National AIDS Control Organisation (NACO)
- Council for Advancement of People's Action and Rural Technology (CAPART)
- Central Social Welfare Board (CSWB)
- Department of Youth Affairs

All VOs / NGOs, are requested to Sign Up (one time) with the NGO Portal <http://ngo.india.gov.in> to help create a data base of existing VOs / NGOs and to access information on various schemes of the participating Ministries/ Departments/ Government Bodies open for grants. The NGOs Partnership System (NGOPS) has been proposed in 100 days commitment of the President of India in her address to joint session of Parliament on 4th June 2009. Till date i.e. by 31st December, 2014, about 65,862 numbers of NGOs are signed-up online with the portal and around 5,173 number of NGOs applied for grants online and 3,616 offline mode. An interface for the administrator

has also been developed at NIC-YBU. System has various features like Search, FAQ. The module for sending automated mails to NGOs/VOs with User Id & password for confirming/activate their sign up account on NGOPS portal. Frequently Asked Question (FAQs) are also prepared and linked with the site to help out NGOs in their participation. About 14,000 emails regarding queries asked by NGOs/VOs have been replied through emails so far and also no. of queries through phone Calls.

Databank of Parliament Questions Answers :

A web-enabled database of Parliament questions and replies thereof, handled by the Parliament Section of the Planning Commission, is available on intranet site <http://pcserver.nic.in/parliament>. The Website has been re-designed and Parliament Question and Answer raised during different sessions related to Planning Commission into Web Format and updated the database for respective information category-wise and division-wise after doing the requisite codification. A new mode of search "Quick search" has been added on the website. Parliament related question/ Answers pertaining to Planning Commission for all sessions of the Parliament are available at this site.

Migration from ECS System to e-Payment thro' CompDDO Package :

The Comprehensive DDO package for Pay-Roll, facilitates in effective operation of all Account Sections and assists them by the various tasks. In Planning Commission, disbursement of the salary thro' ECS (Electronic Clearing Service) had been started since March 2010. A provision has been made for e-Payment through Government e-Payment Gateway (GePG). e-Payment procedure has been followed and disbursement

of salary thro' e-payment has started from November, 2013 onward. Support to DGS&D for display of Payslips generated from CDDO package through their Intra site.

Web Based online Pension Sanction and Payment Tracking System (Bhavishya) for retiring Government Servants :

This system is implemented in the Planning Commission. Data related to Planning Commission's retiring govt. servants provided and uploaded on the Portal.

Website for Financial Resources & Data Management –

Support to Financial Resources Division : NIC (YBU) has designed and developed a web-based application, available on Intranet, for the Financial Resources (FR) Division of the Planning Commission. The site has now been fully implemented and is being made content rich with all information related to financial allocation, outlay, expenditure details of all States and UTs for all Plans; macro and micro detail about central financial resources. Modification and addition of more web pages have been made and uploaded. The MIS is a depository of all information at one place and has been made more user-friendly by modifying the user interface of the database.

Website for State Plans & Data Management–

Support to State Plans Division : In order to have all information related to various reports, articles, inputs, data depository and other content pertaining to various divisions on the Intra Portal for the internal use, in a user friendly manner to be accessible at any time, conceptualisation and designing of a web-based application for State plan Division has been initiated. The site contains data for all Five Year Plans, Annual Plans and their sectoral and sub-sectoral outlays,

expenditure and States/UTs briefs prepared at Planning Commission and at States/UTs level, Presentations made by Planning Commission and by States during Chief Minister level Annual Plan discussions etc. at one place.

The existing web-based application has been amended for getting information regarding Projection of Financial Resources for Twelfth Plan and Annual Plans for 2013-14 and 2014-15 from all States/UTs. Eleven revised input forms have been also uploaded. The nodal officers for States/UTs can download 11 forms / upload the information to the intra site- <http://pcserve/spr1415>. Users' can also upload the comments or other information which is required for Planning Commission. Application has been developed using .Net technology. During Reporting year, information has been uploaded for most of the States/UTs.

e_StaffCarCell for Planning Commission

Objective: Web based automation of Staff Car Cell of Planning Commission and Online Booking of Vehicles.

Project Description : System has three modules. (a) **Requisition Module:** allows employees of Planning Commission to log into the system and submit requisition for booking of vehicle over Intranet and search for a requisition to see the status (b) **Requisition Processing Module:** facilitates processing of requisitions, allocation and de allocation of vehicles to requisitions, maintenance of driver and vehicle masters, attaching drivers to vehicles, maintenance of Daily Log. (c) **Administration Module:** accessed by Administrator for website administration and user management

Works Completed: System development has been completed. Officials from Planning Commission concerned section have been informed to test the

application and the software application will be implemented in the near future, that will make the work simpler for the Staff-Car Cell section. Beside this, many other automation works are being executed to make the best use of ICT at Planning Commission.

India Energy Security Scenarios (IESS), 2047 Portal :

The IESS, 2047 is housed in the Energy and Research Division of the Planning Commission; and has been developed as an energy scenario building tool. The guiding ambition of this is to develop energy pathways leading up to the year 2047, exploring a range of potential future energy scenarios for India, across energy supply sectors such as renewable energy, oil, gas, coal, and nuclear, and energy demand sectors such as transport, industry, agriculture, cooking, lighting and appliances, etc. The outcomes of this model also evaluate carbon dioxide emissions, and land-use implications for different energy scenarios. The India Energy Security Scenarios 2047 (IESS 2047) tool also generates the total carbon dioxide (CO₂) footprints for the chosen pathways as one of its implications. While energy security is the primary aim of this analysis, however, India is striving to ensure that its energy pathways are environment friendly and sustainable. While several studies have been undertaken to estimate the CO₂ emissions of the country in the long term, this Tool alone helps the user to see the cumulative impact of various energy pathways on emissions, by combining different mix of energy efficiency interventions on the Demand side, and fuel mix on the Supply side, in the medium term. It may, however, be noted that only CO₂ emissions have been included for examination, while the Tool could take up the GHGs in the later versions.

To explore alternative energy scenarios, we have developed a relatively simple calculator, which

can allow us to explore what is possible over the longer term for a large number of energy using sectors based on exogenously assumed changes in key parameters. The terminal year for all simulations is 2047 which is the 100th Anniversary of India's Independence. It is also close to the 2050 mid-century date, which has been used in climate change discussions to suggest targets for global emissions. Our objective in presenting these scenarios was to explore alternatives and encourage all stakeholders to do so. The "calculator" is therefore being made available on Planning Commission website so that anyone can make alternative assumptions to see what other scenarios are feasible and to stimulate discussion on how these might be achieved. The purpose was to succeed in persuading more and more people to use this tool, and come up with their own preferred options for energy security.

The info-graphic webtool, IESS, 2047 available at (<http://indiaenergy.gov.in>) has been developed expressly as an energy scenario building tool. The guiding ambition of this is to develop energy pathways leading up to the year 2047, comprising of likely energy demand and supply scenarios. The tool has been so developed, that it can create hundreds of scenarios with different combinations of levels/efficiencies of energy demand and supply sectors. Since the Excel model in the IESS, 2047 has the capability to aggregate both the energy demand and supply choices of the user, it is a handy tool to suggest measures to shift the energy pattern in such a way, that the country's energy security considerations are advanced.

The IESS, 2047 is also capable of generating information as to what percentage of the total energy supply (as per the pathway chosen by the user), will be met by imports. Hence, while the tool segregates the demand for energy by sectors, and the supply numbers by sources, it also generates energy import numbers by source, and

aggregates the same to offer total energy imports under different scenarios. As the scenarios generated for different sectors are linear (either rising or falling, as the case may be), the graphic representation of the data sets is simple and easily understandable even by non-energy experts.

Since the tool also offers fuel-wise data, it is also possible to see as to which demand sectors are to be influenced through suitable policy measures, to curb consumption of such fuels in which India is more import dependent. As the subject of energy in India is divided across five line ministries and so is transport and manufacturing, Planning Commission is alone in a situation to take a holistic view of energy. This exercise is intended, both to place the aggregate picture as well as the share of the individual in the larger whole, for the economic planners to help India achieve energy security and efficiency in as short a time as possible.

The UK Energy Pathway Calculator was used and adopted as a good template for the Planning Commission to adopt. It is an open source tool, which placed data in the public realm and allows the freedom to change the assumptions as per users' choice and is also easy to operate. A website has been developed to facilitate the following –

Offer a platform to facilitate academic and policy discourse the possible future pathways for the Indian energy sector and enable prioritize some possible interventions for deeper analysis. For each scenario, in this range of possibilities, it will provide indicative number for demand and supply and potential implications on issues such as import dependence, cost and land requirement.

Technology Used – Open-source Ubuntu OS 12.04, LAMP, UK Energy Pathways Calculator 2050. The web-tool has been developed in open source using Ruby and both front end and back end have been made available on open source

using **GitHub**.

Status : Project Implemented, designed, developed in-house with local resources at 0% cost to the department and hosted on a local server in the public domain. Website launched on 28th February, 2014 by Hon'ble Deputy Chairman, Planning Commission and very soon in the near future, an updated site called version 2.0 will be ready to be launched.

eSamiksha Online System of the Cabinet Secretariat, Rashtrapati Bhawan, New Delhi

eSamiksha Portal, available at the dash-board of <http://cabsecmis.gov.in> has been designed, developed by the cabinet Secretariat is a real time on-line system for monitoring of follow-up action on the decisions taken during the presentations made by different Ministries/ Departments to the Prime Minister on various subjects like Infrastructure Target, Improving Work Environment, Ganga Rejuvenation, Swachh Bharat, Centre State Coordination etc. to speed up the communication gap between Centre and State or vice versa in respect of pending issues, Committee of Secretaries (CoS) module to monitor the follow-up action in respect of each decision taken in CoS Meetings. The follow-up action in respect of each decision is to be updated by the concerned Ministry/ Department/ State Govt. as and when the status changes or at least every month. Different users such as the PMO/ Cabinet Secretariat/Ministries/ Departments/State Govt. can securely access the system through a Log-In/ Password. Planning Commission is also an active user of the said portal and does all updates. The system assists in improving the communication between Central Ministry/Dept. and State Government in respect of pending issues and follow-up on action points generated by the meetings chaired by Hon'ble Prime Minister and Committee of Secretaries.

Planning Commission also updates the input sought online, using paperless environment for timely delivery of the desired output in soft-copy format and for online retrievable.

VVIP Letter Monitoring System (VLMS) - an Online System of the Prime Minister Office as a single window application for monitoring:

VVIP Letter Monitoring System, available at <http://vlms.nic.in> has been designed, developed by the NIC and has been implemented at PMO in a real time on-line system for monitoring of follow-up action on the decisions taken during the presentations made by different Ministries/ Departments to the Prime Minister, to access online response by Ministry/States-UTs in respect of pending issues and follow-up on action points generated by the meetings Chaired by Hon'ble Prime Minister and Committee of Secretaries.

Contents for National Portal of India and other web-sites :

Number of documents related to Planning Commission have been added in order to strengthen the content on the India Portal (<http://india.gov.in>).

Updation and maintenance of the web-sites :

Following web-sites under the administrative control of Planning Commission were updated and maintained during the period 2014-15 :

- Planning Commission web-site <http://planningcommission.gov.in>
- Twelfth Five Year Plan web-site <http://12thplan.gov.in>
- Economic Advisory Council (EAC) to PM web-site <http://eac.gov.in>
- Institute of Applied Manpower Research (IAMR) web-site <http://iamrindia.gov.in>
- Navigation – simpler; Special focus given to Sectoral details like Agriculture; Education; Employment; Health; Minerals; Industry; Infrastructure; Rural Development; Science & technology; Social Justice & Others Sectors
- Special coverage to – Media & Press Releases; Internship; EFC/PIB Status; Tenders
- Monitoring of Flagship Programs and Evaluation Studies at one go
- Reports can be retrieved very easily at not more than two clicks away

Web-site of the Planning Commission :

Planning Commission website namely <http://planningcommission.gov.in> is regularly updated. Hindi and text Version of various pages have also been designed and uploaded to the web-site. The website of the Planning Commission has been re-designed and security audited to have a good look and contents are well classified to make it more users' friendly.



Web-site of the Twelfth Five Year Plan :

With the aim to - Help us plan India better! Dr. Montek Singh Ahluwalia, launched the first interactive website of the twelfth Five Year Plan <http://12thplan.gov.in> on 2nd February, 2011 in which the presentation of the website was also made. The purpose of the website was to visualize and facilitate a process of Plan formulation which is not led by technocrats, experts and Union government; shift to a peoples' led process and planning as one of the few sites for participation by civil society and non-government experts to make it more inclusive and create spaces for the most marginalized. It was based on 12 strategy challenges with motive of reaching out to different groups :

- Extensive consultations with civil society bodies
- Engage Business Associations, Small & Micro-Industries
- Consultations with State Governments & Government Departments
- Finally, connect with “netizens” across the globe

... A means to achieve participatory planning in the run up to the next Five Year Plan

- Enables the public to view key challenge areas under the forthcoming Approach Paper and 12th Five Year Plan
- Elicits public responses and questions regarding these challenges
- Brings diverse stakeholders to one platform
- Engages social groups with varied concerns: allows different views, networks, and resources to be collated

The website has important features of interface with Face-book as a social networking site. It has dynamic topics and posts which any user can post and that becomes an input for formulating approach to the 12th Five Year Plan. As on date around 78 thousand visitors visited the site.

Web-site of the Economic Advisory Committee (EAC) :

As desired by Chairman, Economic Advisory Council to have a separated website of its own, the **site was got registered and finally a separate website <http://eac.gov.in> has been officially launched by the Secretary, Economic Advisory Council on 27th October, 2006.** The Economic Advisory Council has been set up with a view to inculcate awareness in Government on the different point of view on economic issues. The website is a link to disseminate the initiatives taken by the EAC and to provide single window access to all major initiatives relating to Government policies.

Web-site of the Institute of Applied Manpower Research (IAMR) :

Web-site of the ‘Institute of Applied Manpower Research (IAMR), Narela - an autonomous body under Planning Commission was officially launched under GOV.in domain. NIC (YBU) has provided the full support in launching of this site and is continuing help for timely updation of the web-site to make it content-rich. The site has been also revamped during the year of reporting.

Intra-Yojana Portal hanced to new eOffice Portal (<http://planningcommission.eoffice.gov.in>)

NIC has developed and implemented the eOffice portal, a single dash-board for all valuable resources at a single dash board to accumulate various information, is an integrated one-stop

web-based portal and service solution, built on open standards using soft-wares like Linux, PLONE and ZOPE, for the employees of Planning Commission for all G2E/G2G applications. The portal has been enriched with valuable information and has features like content and document management, personalised delivery of contents, work-flow, and other real time collaboration service. The content on the portal managed during the year includes -

- a. Creation of new users
- b. Updation of status of the users' profile
- c. Uploading contents for State Plan, Financial Resources and other divisions
- d. Uploading of Payroll and GPF data month-wise for all employees;
- e. Uploading of Circulars/ Office Orders/ Notices on daily basis.
- f. Uploading other contents as and when request came.
- g. Technical support for smooth functioning of Payroll CDDO Package Software
- h. Providing links to MIS developed by NIC, Yojana Bhavan Unit
- i. File Tracking System (FTS) / eFile System Management is also its part
- j. Discussion Forum and Knowledge Management System (KMS), Group SMS feature as a collaborative tool has been also added into the portal eLeave, eTour applications have been also implemented and has become mandatory from 1st January, 2015 to make Planning Commission make use of paperless environment for internal office routine management system Gradually many more new features will be also added.

Right To Information (RTI) Act 2005 :

To implement RTI Act, a web enabled system has been developed by the Planning Commission. Relevant document/information uploaded. Query and answer procedure related to RTI Act on a server made available on Intranet. The site has been operational and necessary link has been provided on the home-page of Planning Commission website.

PAO COMPACT Software :

NIC has developed a Financial Management Information System Software '**PAO COMPACT**' for the computerisation of various payment and accounting functions for the use of various Ministries/Departments of Government of India. The Windows 2003 Server, on which this software application has been installed, is also being maintained by NIC(YBU) for providing all necessary support to Pay and Accounts Office, Planning Commission.

Web-casting of the Event for 57th Meeting of the National Development Council (NDC) at Vigyan Bhavan, New Delhi under the Chairmanship of Hon'ble Prime Minister: 57th Meeting of the National Development Council (NDC) was held on 27th December, 2012 under the Chairmanship of Hon'ble Prime Minister and attended by all Chief Ministers of states and Administrators of UTs alongwith other Ministers on the issue of Approach to the Twelfth Five Year Plan (2012-17). The Inaugural and the Concluding Session was web-casted Live by the NIC from the Vigyan Bhavan. Earlier, NIC – Planning Commission Unit provided all technical assistance at Vigyan Bhavan in providing a Work Centre at the site with network-facility for successful conduction of the event.

Video-Conferencing Services at Planning

Commission : NIC is providing technical infrastructure of videoconferencing to Central Government, State Government, District Administration and other government agencies for monitoring of various projects and schemes, Public grievances, monitoring of law and order by DGPs of States, hearings on RTI by CIC, Distance education, Tele-consultancy, monitoring of Election process, launching of new schemes and so on. The Executive Video Conferencing system (EVCS) project, initiated by the Planning Commission, has been implemented over the existing IP based network infrastructure – NICNET involving less cost for communications. NIC, Yojana Bhavan Unit took the initiative to implement the same so that the top level officers have a better system of communications over IP. The project has been implemented over the existing IP based network infrastructure – NICNET involving less cost for communications. During this calendar year, about 100 Video Conferences under the Chairmanship of Deputy Chairman, Planning Commission, Members and Secretary (PC) and other senior officials has undergone and the service is being used very extensively. Multi-conferencing with Chief Secretaries of all States has taken place at many occasions on the issue of left wing extremism districts, Tsunami rehabilitation programmes and others.

Beside point-to-point, NIC Unit at Planning Commission conducted large scale VCs through

multipoint videoconferencing sessions through the Studios and in these VC sessions, as on average 10+ VC studios were used in each session.

Training for Employees : In-house training programmes are being organised for Officers and staff of Planning Commission at Yojana Bhavan on computer related topics for increasing IT awareness. This includes Basics of Computer, Windows-based Microsoft Office Tools/Applications like Microsoft Word, Excel, E-Mail, PowerPoint, Internet etc. and usage of other packages. During 2014-15, following training programmes were conducted in-house by NIC Unit at Planning Commission.

- Ten days Computer training has been imparted to Multi Tasking Staff (MTS) during 2014-15 so that make them familiar in basic use of computer and office tool/applications.
- Computer (Familiar) ‘Training on Basic Awareness and on Package of Diarising/Dispatch and File Movement (FTS)/eOffice implementation’ to Group ‘D’ employees. Many Group ‘D’ employees (MTS) of the Planning Commission, covered in batches, attended the said training so as to make them comfortable about various features of office automation tool.
- Imparted training on the implementation of eOffice – an eGovernance tool for digital Workplace for various divisions of the Planning Commission.

CHAPTER - 5

PROGRAMME EVALUATION ORGANIZATION (PEO)

5.1 PERFORMANCE EVALUATION IN PEO

INTRODUCTION:

5.1.1 The need for an efficient evaluation system for planning and policy making was recognized by the planners and policy makers right from the introduction of the planning process. From the First Five Year Plan (1951-56) itself the Government of India realized that independent evaluation of community development programmes was necessary to assess and examine the nature of the problem that the program is meant to address and the bottlenecks it was facing so that the intervention can be made in the right direction. The evaluation technique included evaluating who and what was affected by the problem, how wide-spread the problem was, and what effects stemmed from the problem. The planning process is coordinating the basic objectives of India's development for improving level of living of its vast majority of population and the desired results in this direction. The independent evaluation results reflect true manifestations of grass root reality of public interventions and impact of these on the standard of living of the people.

5.1.2 For better planning of developmental programmes and in order to make them efficient and sustainable, a thorough understanding of the multifaceted interactions between a program and its social, cultural, economic and political environment is required. The systematic

evaluation of on-going programmes is very crucial for the planning process as it helps in identifying factors responsible for its success. The evaluation is thus important in planning process because it objectively assesses the process of implementation and impact of the programmes, identifies the areas of success and failures at different stages of administrations and execution and also derives lessons for future improvement in the formulation and implementation of the new programmes/schemes.

ORGANIZATIONAL HISTORY OF PEO:

5.1.3 PEO was established in October, 1952, as an independent organization, under the general guidance and direction of the Planning Commission with a specific task of evaluating the community development programmes and other Intensive Area Development Schemes. The evaluation set up was further strengthened by developing methods and techniques of evaluation in the First Five Year Plan and setting up evaluation machineries in the States during Third Plan (1961-66) and Fourth Plan (1969-74). With the extension of the Plan Programmes/Schemes in a variety of sectors, viz., agriculture, cooperation, rural industries, fisheries, health, family welfare, rural development, rural electrification, public distribution, tribal development, social forestry, etc., the evaluation task performed by the PEO was gradually extended to other important Centrally Sponsored Schemes.

FUNCTIONS AND OBJECTIVES OF PEO:

5.1.4 The Programme Evaluation Organisation (PEO), NITI Aayog undertakes evaluation of selected programmes/schemes and Flagship Programmes of the Ministries/Departments of Government of India. The evaluation studies are designed to assess the effectiveness of the delivery systems, impact of programmes/schemes and come up with recommendations & suggestions to further improve the scheme/programmes. These studies are diagnostic in nature and aim at identifying the factors contributing to successes / failures of various programmes and thus help in deriving lessons for improving the performance of existing schemes through mid-course corrections and better designs for future programmes.

5.1.5 The objectives of evaluation task performed by PEO include objective assessment of processes and impacts of the development programmes, identification of the areas of successes and failures at different stages of implementation, analysis of reasons for successes or failures, examination of extension methods and people's reactions thereto and deriving lessons for future improvement in formulation and implementation of the new programmes/schemes. Evaluation in this sense has been recognized as quite distinct and separate from analysis of progress and review on the one hand, and inspection, checking and scrutiny of the schemes and works on the other.

PARTICIPATORY APPROACH FOR IMPROVING SERVICE DELIVERY

5.1.6 PEO is conducting external evaluation, independent of the administrative channels, through direct observations, sample surveys and social science research methods. Thus, evaluation studies carried out by the PEO are in addition to

the progress reporting or checking and scrutiny of works as being done in the administrative Ministries/Departments. Nevertheless, an attempt is also being made to involve planners and implementing agencies at various stages of evaluation to make the findings and recommendation of PEO reports more useful.

ORGANIZATIONAL STRUCTURE OF PEO

5.1.7 The PEO is primarily a field based organization and has a three-tier structure with its Headquarters housed in NITI Aayog at New Delhi. The middle rung is represented by the Regional Evaluation Offices, while the next links are the Field Units known as the Project Evaluation Offices.

5.1.8 At the PEO Headquarters, the organization is headed by Adviser and assisted by Directors/Deputy Advisers with supporting manpower. The Directors/Deputy Advisers are responsible for formulation of study designs, conduct of studies and analysis of the data collected through field units of PEO under the overall guidance and supervision of Adviser (Eval).

5.1.9 At present, PEO has 15 field units – 7 Regional Evaluation Offices (REOs) and 8 Project Evaluation Offices (PEOs) located at different state capital of the country. Performance and impact evaluation studies need to generate village and household level data from the various nodes of the implementing machineries located at the State, district, block and village levels. The fields units of PEO serve the most important function of ensuring that the primary and secondary statistics used in evaluation studies are representation of the grassroots reality. Since evaluation findings are to be acted on by the planners and policy makers, ensuring accuracy of the data generated for diagnostic and impact studies is of a critical

importance. The field units of PEO, therefore perform critical role in ensuring the accuracy of the data. The layout of PEO at field level is given at Annexure.

PEO LIBRARY

5.1.10 PEO Headquarters maintains its own library (Technical) where reference books on evaluation techniques to be referred for designing questioners/ schedules of the evaluation studies and other publications related to evaluation are kept for allusion purposes. Copies of the evaluation reports are also kept in the library for future reference.

PLAN SCHEME FOR EVALUATION

5.1.11 A Central Plan Scheme namely “Strengthening Evaluation Capacity in Government” was introduced in the year 2006-07 has been scrapped with effect from financial year (2012-13) and further merged with which the plan scheme “Plan Formulation Appraisal & Review”.

Constitution of Consultancy Evaluation – Cum – Monitoring Committee (CEMC) and Steering Committee Organized by PEO:

5.1.12 In order to conducting evaluation studies, PEO constitute the Consultancy

Evaluation-Cum-Monitoring Committee and Steering Committee. The CEMC are generally constituted in consultation with the subject matter division of NITI Aayog. The suggestions of the members of the committee are generally incorporated in the design of the study. The study design and final reports are approved only after the approval of the committee. The Committee may co-opt any additional Member(s).

Meetings of Consultancy Evaluation – Cum – Monitoring Committee (CEMC) and Steering Committee Organized by PEO:

5.1.13 The discussion and suggestions emanating from the CEMC meetings are important for conducting evaluation studies. The Project Coordinators of the studies are required to make a presentation of the design of the studies before CEMC so that the maximum objectives may be covered in the studies. The meetings on CEMC on Rajiv Gandhi Garmin Vidyutikaran Yojana (RGGVY) and Border Area Development Programme (BADP) were held during 2014-15 to finalized the study design and draft reports of evaluation studies. The Steering Committee meeting was also held during 2014-15 to discuss the findings of the evaluation study on Mahatma Gandhi National Rural Employment Guarantee Act (MGNERGA).

5.1.14 STATUS OF ON-GOING EVALUATION STUDIES:

Sl. No.	Name of the Scheme	Status as on 30.12.2014.
1.	Rajiv Gandhi Gramin Vidyutikaran Yojana (RGGVY)	Final report has been submitted.
2.	Command Area Development and Water Management Programme (CADWM)	The finalization of draft report is under progress.
3.	Minimum Support Prices for Agricultural Farmers (MSP)	Finalization of Draft report is under progress.

4.	Navodaya Vidyalaya Samiti (NVS)	Finalization of Draft report is under progress.
5.	Backward Region Grants Fund (BRGF).	Report finalized and placed in the Planning Commission Web-site.
6.	Border Area Development Program (BADP)	The final draft of the submitted to Implementing Ministry for comments.
7.	Mahatma Gandhi National Employment Guarantee Act (MGNREGA)	The cluster-wise draft report has been submitted by the outsourced.
8.	A Quick evaluation on Anganwadi (under ICDS)	Final draft report has been submitted.

PRESENTATION PROGRAMMES ORGANIZED BY PEO

5.1.15 The presentation meeting of draft evaluation reports of the evaluation studies on MGNREGA was held in NITI Aayog before the Members of CEMC during 2014-15.

FOLLOW UP ACTION ON EVALUATION FINDINGS AND SUGGESTIONS – A TANGIBLE OUTPUT OF PEO.

5.1.16 The findings and suggestions made in the evaluation reports brought out by PEO are sent to concern Ministries/Departments. It has been acknowledged that the findings and suggestions of PEO evaluation reports have been incorporated in varying degrees of implementation by the concerned Ministries/Departments. Some of the evaluation reports have been found extremely useful by the Public Account Committee (PAC) and by the implementing Ministries.

OTHER ACTIVITIES OF PEO

5.1.17 Programme Evaluation Organization has developed its association with the State Governments especially with the Planning & Evaluation departments. Necessary guidelines have been provided by PEO with regard to the

setting up of the evaluation wings in the States. PEO has requested State Evaluation Organisations to send their evaluation reports to NITI Aayog.

E-GOVERNANCE IN PEO

5.1.18 In order to strengthen e-Governance, Information Technology and to create online data base in PEO, necessary follow-up has been made with the General Administration Division of NITI Aayog and NIC, NITI Aayog Unit. The data and information has been provided in respect of evaluation studies on ICDS, CMDM, Rural Roads, TSP and SSA to the Data Sharing Unit to upload in the net. The final evaluation report of Rajiv Gandhi Gramin Vidyutikaran Yojana (RGGVY), Backward Regions Grant Funds (BRGF) and Micro Irrigation (MI) has been kept in the NITI Aayog web-site.

TRAINING PROGRAMME ATTENDED BY THE OFFICERS OF PEO:

5.1.19 Training Programme is also an important component of the organization. The officers of PEO attended the training programme at national and International level institutions and also delivered lectures to the trainees on many occasions.

MODERNIZATION OF FIELD UNITS OF PEO:

5.1.20 The proposal to provide hardware and software items to field units of PEO (REOs/PEOs) is under consideration of General Administration Section of NITI Aayog. PEO Guwahati has been allotted office accommodation in the state Government premises. The Proposal of renovation to newly allotted accommodation is under consideration in the NITI Aayog.

ADMINISTRATIVE MEETINGS:

5.1.21 Programme Evaluation Organisation is a field orientated office and its administrative and financial matters are dealt by the NITI Aayog Administration at New Delhi. The officers and staff posted at different locations face a lot of difficulties in administrative and financial matters which were resolved by Adviser (PEO) with frequent interactions with the administrative authority in the NITI Aayog.

Annexure**Lay out of Programme Evaluation Organisation at Field Level**

Name of Regional Evaluation Office (REO)	Project Evaluation Office (PEO) attached to concerned REO	States/UTs falling under concerned REO/PEO
1	2	3
I. Eastern Region 1. REO, Kolkata	PEO, Guwahati & PEO, Bhubaneswar	1. Arunachal Pradesh 2. Assam 3. Manipur 4. Meghalaya 5. Mizoram 6. Nagaland 7. Orissa 8. Sikkim 9. Tripura 10. West Bengal 11. A & N Islands
II. Northern Region 2. REO, Chandigarh	PEO, Shimla	1. Haryana 2. Himachal Pradesh 3. Jammu & Kashmir 4. Punjab 5. Chandigarh 6. Delhi
III. Southern Region 3. REO, Chennai	PEO, Thiruvananthapuram	1. Kerala 2. Tamil Nadu 3. Lakshadweep 4. Pondicherry
IV. South Central Region 4. REO, Hyderabad	PEO, Bangalore	1. Andhra Pradesh 2. Karnataka

V. Central Region 5. REO, Jaipur	PEO, Bhopal	1. Madhya Pradesh 2. Chhattisgarh 3. Rajasthan
VI. Northern Central Region 6. REO, Lucknow	PEO, Patna	1. Bihar 2. Jharkhand 3. Uttar Pradesh 4. Uttaranchal
VII. Western Region 7. REO, Mumbai	PEO, Ahmedabad	1. Goa 2. Gujarat 3. Maharashtra 4. D&N Haveli 5. Daman & Diu

5.2 INDEPENDENT EVALUATION OFFICE (IEO)

Introduction

5.2.1. The Government of India has been using the flagship programmes as its major instrument to promote economic development and social transformation in the country. Keeping the importance of these programmes in meeting Government's priorities and the size of financial allocations to their implementation in view, it was felt necessary that periodical evaluation of these programmes were carried out independently to ascertain if they had been meeting the objectives they were formulated for. Keeping this need in background, the Government of India felt the need to establish an independent evaluation office in the country.

Establishment of IEO

5.2.2 Though the Notification formally establishing IEO was issued by the then Planning Commission on July 14, 2011, it actually came into being on August 07, 2013. However, it started functioning effectively only from 17th February, 2014

Functions:

5.2.3 IEO had been mandated to undertake impartial and objective evaluation of the various public programmes to improve their efficiency and effectiveness. This was done by carrying out independent evaluation studies to ascertain if the programmes were meeting their objectives in addition to finding out the problems associated with their implementation. In this process IEO would build evaluation capacity on a network model involving reputed evaluation experts/academic institutions in the country.

5.2.4 While the evaluation agenda of IEO was to be decided by DEAC from time to time, to start with, the following flagship programmes had been placed within the purview of IEO.

- i. National Rural Employment Guarantee Programme (MGNREGA).
- ii. SarvaShikshaAbhiyan (SSA including CMDM).
- iii. National Rural Health Mission (NRHM).
- iv. Jawaharlal Nehru National Urban Renewal Mission (JNNURM).
- v. Integrated Child Development Services (ICDS).

- vi. Rashtriya Krishi Vikash Yojana (RKVY).
- vii. Prime Minister's Gram Sadak Yojana (PMGSY).
- viii. Indira Awas Yojana (IAY).
- ix. Accelerated Irrigation Benefit Programme (AIBP).
- x. Water and Sanitation Missions namely Rajiv Gandhi National Drinking Water. Mission & Total Sanitation Campaign.
- xi. Rajiv Gandhi Grameen Vidyutikaran Yojana.

- xii. Important Skill Development Programme.

5.2.5 Though IEO was conceived for evaluation of the flagship programmes, it was also authorized to undertake evaluation of any other Government programmes with the approval of DEAC or on the request of the Government.

Evaluation Studies

5.2.6 From its inception, IEO undertook the following evaluation studies of the Government programmes:

	Names of Programmes	Status	Mandate
1.	Planning Commission	Completed in May, 2014	Suo-moto
2.	Public Distribution System	In progress	On the request of the Ministry of Consumer Affairs, Food and Public Distribution
3.	Maternal and Neo-mortality	-do-	Suo-moto
4.	Rashtriya Swasthya Bima Yojana	-do-	On the request of the Ministry of Labour and Employment
5.	Rajiv Gandhi Grameen Vidutikaran Yojana	At preliminary stage	Suo-moto
6.	MGNAREGA	At preliminary stage	Suo-moto

5.2.13 Necessary action has been initiated on a proposal to merge IEO with a reconstituted PEO.

CHAPTER - 6

UNIQUE IDENTIFICATION AUTHORITY OF INDIA (UIDAI)

6.1. Introduction

For a country's growth to be truly transformational, it must be accompanied with economic access for the poor. Enabling access for poor residents — to the economy, its infrastructure, and its institutions — is a challenge primarily due to absence of an identity document that is accepted across all domains.

Absence of easily verifiable and nationally portable identity document contributes towards exclusion, as the person is unable to prove his/her identity, which actually proves to be the biggest barrier preventing the individual from accessing benefits and subsidies.

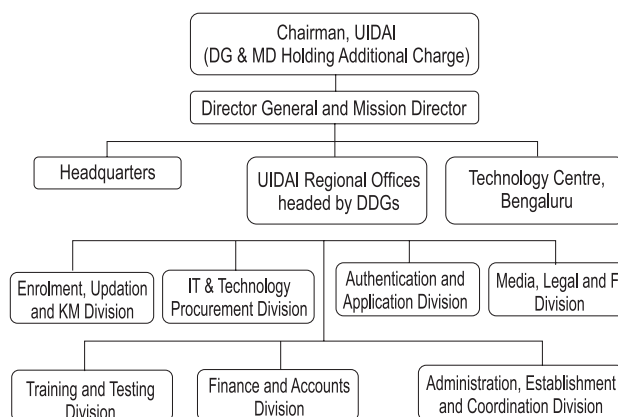
The benefits from a mechanism that uniquely identifies a person and ensures instant identity verification are obvious. The ability to prove one's identity easily and instantaneously brings down transaction costs. A digital identity can transform the delivery of social welfare programmes by making them more inclusive.

“Aadhaar” plays a critical role in enhancing inclusion and enabling access to such benefits and welfare delivery, where it not only empowers the individual with an ID, but a Digital ID which can be used to prove their ID on an online, real-time basis.

In order to carry forward the mandate given to UIDAI, besides its Head Quarters in New Delhi and technology Centre at Bengaluru, UIDAI had set-up eight (8) regional offices at the following locations:

1. Bengaluru
2. Chandigarh
3. Delhi
4. Guwahati
5. Hyderabad
6. Lucknow
7. Mumbai
8. Ranchi

UIDAI is headed by Chairman, UIDAI. Director General and Mission Director (holding additional charge of Chairman) is the Administrative head of UIDAI. The UIDAI Headquarter has seven functional divisions, each headed by a Deputy Director General (Joint Secretary level officer). Additionally, each of the eight (8) Regional Offices is headed by a Deputy Director General. Below is the organization structure.



6.2. Aadhaar – Current Status

The Unique Identification Authority of India (UIDAI) was established in January 2009, as

an attached office to the Planning Commission with a vision to, “*To empower residents of India with a unique identity and a digital platform to authenticate anytime, anywhere*”.

The mandate of UIDAI is to issue a Unique Identification number (Aadhaar) to every Indian resident and to ensure that the system is:

1. Robust enough to eliminate duplicate and fake identities, and
2. Can be verified and authenticated in an easy, electronic, cost-effective way.

Aadhaar is the first on-scale **Digital ID** service of the world, which is formless and paperless. With more than 80 crore Aadhaars issued, Aadhaar is the largest biometric programme in the world making India a global leader in biometric technology.

A key objective of Aadhaar programme is to provide an **identity infrastructure** for delivery of various social welfare programmes and for effective targeting of welfare services. While enabling better governance, welfare delivery is the prime focus of Aadhaar, it can also be utilized by enterprises and service providers such as banks, telecom companies, and others for improving their service delivery.

The potential of Aadhaar can be realized through its use of the infrastructure as an ID proof and as a unique key by various state departments, central ministries, PSU’s, and private sector entities to provide service delivery to residents in an integrated fashion.

There are many benefits associated with such integration for the various stakeholders that range from better compliance management to significant savings in leakages and increased efficiency and accountability in service delivery.

Key features of Aadhaar:

1. 12-digit random unique number obtained through the process of de-duplication involving biometrics.
2. Only a number and not a card.
3. The number does not contain any intelligence.
4. Scalable technology architecture
5. Open source technologies
6. One Resident = One Aadhaar

6.3 Value Proposition of Aadhaar

6.3.1 Uniqueness

Any individual, irrespective of age and gender, who is a resident in India and satisfies the verification process down by the UIDAI, can enroll for Aadhaar. An individual is required to enroll only once; the process is free of cost. In case, the resident enrolls more than once, **ONLY ONE** Aadhaar shall be generated, as the **Uniqueness** is achieved through biometric de-duplication.

6.3.2 Aadhaar as Financial Address

As Aadhaar is unique and does not change over the lifecycle of an individual, the 12-digit Aadhaar is sufficient to transfer any payments to an individual. Today, in order to transfer money to a beneficiary, the Governments/ Institutions need to know the bank account, IFSC Code, and bank branch details etc. which is prone to change. However, Aadhaar offers the possibility of sending money by just using the 12-digit number for life without bothering about any changes in the bank account of the individuals. Thus, with this unique property of being valid for a lifetime, Aadhaar is very well perceived as a Financial Address in the banking sector.

6.3.3 Authentication

One of the other challenges the resident frequently faced was to establish his/her identity.

The problem gets further complicated owing to the fact of using proxy documents and circulation of counterfeit documents in the country, which leads to lack of trust between service providers and the resident. However, with Aadhaar's property of Authentication enables an Aadhaar holder to authenticate with a service provider Anytime, Anywhere in the country to prove his/her identity. To facilitate this, UIDAI has established an ecosystem based on best global practices to ensure data privacy and reliability of authentication, with UIDAI being agnostic to the fact as to why was the authentication done.

6.3.4 e-KYC

Based on industry inputs, which was looking for digital KYC solution coming directly from the issuer of KYC, UIDAI developed another property called e-KYC. While developing this UIDAI maintained the privacy of the individual, by sharing demographic data of an individual only after receiving explicit authorization (consent) from the concerned individual. UIDAI has established an ecosystem which ensures that a resident can digitally share the KYC with a registered service provider by authorizing UIDAI whenever he/she wanted to share his/her KYC with the service provider to avail a service.

With the explicit consent / authorization by the resident, the Aadhaar e-KYC service provides an instant, electronic, non-repudiable proof of identity and proof of address along with date of birth and gender. In addition, it also provides the resident's mobile number and email address to the service provider, which helps in further streamlining the process of service delivery.

6.4. Approach and Strategy

6.4.1 Enrolment Ecosystem

Enrolment Implementation Model

Aadhaar enrolment ecosystem is built in partnership with multiple Registrars, wherein

Registrars are primarily State Governments, Public Sector Banks, Registrar General of India (RGI), etc. All the Registrars in the ecosystem are signatories to MoUs with UIDAI.

As on date, UIDAI has partnered with 78 Registrars, wherein 38 Registrars are from State/UTs, 32 are PSUs/PSBs and 8 are Central Ministries/Departments.

Enrolment Philosophy

6.4.1.1 One of the key considerations is to keep the Aadhaar system purely focused on identity. The Aadhaar system only collects minimal data to provide unique identity, issue the Aadhaar after biometric de-duplication, manage lifecycle changes of that identity record.

6.4.1.2 As recommended by the Demographic Data Standards and Verification Committee Report (DDSV) and Biometric Standards Committee, the UIDAI is collecting bare minimum demographic information from the residents such as:

- Name,
- Age,
- Gender,
- Address and
- Biometric (photograph, ten fingerprints and two)
- Relationship details in case of minors

While the above fields are mandatory for every enrolment, there are other optional fields, such as:

- In case of children below 5 years age, biometric information is not collected and their Aadhaar is linked to parent's/guardian's Aadhaar.
- E-Mail
- Phone Number

Enrolment Statistics

6.4.1.3 Enrolment Status as of 31st March 2015 (%age as per census 2011)

1. Total Enrolments – 91.82 crore
2. Total Aadhaar generation – 80.46 crore (66%)
3. 18+ Aadhaar generation – 63.67 crore (84%)
 - 3.1 UIDAI states/UTs – 51.75 crore (88%)
 - 3.2 RGI states/UTs – 11.92 crore (69%)
4. Total records rejected due to duplicates, errors, process violations – 9.19 crore

6.4.1.4 UIDAI was directed to cover population upto 60 crore by March 2014. This target was fully met without any time or cost overruns. Further, UIDAI received an approval from the Cabinet Committee on 10th September 2014, where UIDAI was allocated four (4) new states i.e. Uttar Pradesh, Bihar, Chhattisgarh and Uttarakhand in phase-V of enrolments. Currently, UIDAI undertakes Aadhaar enrolment in 24 States/UTs with remaining 12 States/UTs under the National Population Register (NPR) process by Registrar General of India.

In the four (4) states of Uttar Pradesh, Bihar, Chhattisgarh and Uttarakhand, the Aadhaar generation has risen to 15.97 crore as on 31st March 2015 while setting up 40,959 enrolment stations in a phased manner. The current average of Aadhaar generation is over 5.20 lakhs per day in the aforementioned four states.

The State-wise saturation of Aadhaar and progress of enrolment age group-wise (as on 31st March 2015) is given in Annexure-I & II respectively.

Updation

6.4.1.5 In order to maintain the data of the residents current and up-to-date, UIDAI has provided an institutional mechanism to enable

residents to update their data.

6.4.1.6 The updates include corrections and/or changes in the demographic details of residents due to change of address, mobile number or change of name after marriage, etc. and biometric attributes that need to be updated by the children upon attaining the age of 5 and 15 years, etc.

6.4.1.7 UIDAI has institutionalized process is of Updation through post, manual updation through its Permanent Enrolment Centres and electronic/online Updation through its Self Service Update Portal (SSUP).

6.4.1.8 As on 31st March 2015, over 9 thousand Permanent Enrolment Centres (PECs) existed across the country, which in addition to Aadhaar enrolments facilitated Updation services. UIDAI received total of 78.80 lakh updation requests, out of which 73.51 lakh were approved and updated. Out of the total requests 5.18 lakh requests were rejected and 0.10 lakh pending.

Enrolment of Children below 5

6.4.1.9 In compliance to the UIDAI's policy, Aadhaar is issued to all residents including the children below 5 years of age. However, the biometrics viz. fingerprints and iris image is not captured for children below 5 years of age. In lieu of the same a dedicated client called "Child Enrollment Client Lite" is under development to capture the demographic data and photograph of the children below 5 years of age. In order to facilitate and expedite enrolment of approximately eleven (11) crore children in FY2015-16, UIDAI intends to leverage the Aaganwadi worker network through partnership with Ministry of Women and Child Development.

Prisoner (Inmate) Enrolment

6.4.1.10 As per directive of PMO, all prisoners across the country were required to be enrolled in

the Aadhaar programme. As per the directions, UIDAI covered prisoners in coordination with State Government as a special enrolment drive. Under this scheme, in addition to allocated States/UTs, UIDAI was also entrusted to cover the enrolment of prisoners in the RGI State/UTs. In the drive, out of 3.63 Lakh prisoners, 3.38 Lakh prisoners have been enrolled which translates to 92% overall.

DBTL Enrolments

6.4.1.11 To facilitate high Aadhaar seeding/linking in LPG database, UIDAI set-up special enrolment camps in coordination with OMC companies to enrol LPG customers and get Aadhaars issued on priority.

EPFO

6.4.1.12 EPFO has taken up an initiative to link multiple accounts of its subscribers through a common identifier, which is Aadhaar and also identify accounts that are inoperative.

In order to ensure that all their subscribers are enrolled for Aadhaar, a special enrolment drive has been undertaken, where out of 113 EPFO offices, enrolment has started in 62 offices which cover both EPFO employees as well as family members of these employees.

Document Management System

6.4.1.13 UIDAI has undertaken creation, operations and maintenance of infrastructure for physical storage of Consent letter and accompanying documents pertaining to Proof of Address (PoA), Proof of Identity (PoI) produced by residents during Aadhaar enrolment and their conversion and storage into digital format. “Aadhaar Document Management System (ADMS)” has following features:

- Physical storage of consent letter and other documents produced at the time of

enrolment.

- Scanning and conversion of physical forms and documents into digital/electronic format.
- As and when required easy, convenient, safe and secure retrieval of original forms and documents.

Recovering Lost EID/UID Number

6.4.1.14 When a resident loses his/her UID number (and the associated UID letter) UIDAI has developed a process to recover the UID number by an Aadhaar holder. This requires an ‘Identity Check’ which involves capturing the resident’s biometric and demographics and comparing it against the entire UID database in order to locate the UID number of the resident. This service is online in nature and has been institutionalized through its Permanent Enrolment Centers.

Aadhaar Generation and Letter Delivery

6.4.1.15 Once the enrolment takes place, the encrypted enrolment packets are uploaded to a designated location at UIDAI. The data packet undergoes various stages of screening, quality control and validation in CIDR to ensure authenticity and de-duplication of source of data. After passing the additional data quality checks on demographic, bio-metric and other validations, the packet is subjected to biometric de-duplication before Aadhaar gets generated.

Once the Aadhaar is generated, an Aadhaar letter is printed and dispatched to the resident through India Post. For the printing of Aadhaar letters, UIDAI has on-boarded three printers at various locations with an installed printing capacity of upto 15 lakh letters per day in 13 different regional languages.

In addition, the UIDAI provides facility of an e-Aadhaar portal for downloading the Aadhaar

letter in PDF format from the website of UIDAI (www.uidai.gov.in). The e-Aadhaar, is treated at par with the printed Aadhaar letter and is a valid and digitally signed electronic document.

Aadhaar Support Services- Aadhaar Sampark Kendra

6.4.1.16 UIDAI has established a centralized Contact Centre to serve as a helpline to the residents and other stakeholders for interaction on UID related issues, including grievance redressal. The Contact Centre can be reached through email at “help@uidai.gov.in” and on toll-free number at “1947”. An Interactive Voice Response System (IVRS) is in place and equipped to provide support in twelve languages (Hindi, English, Telugu, Bengali, Punjabi, Marathi, Kannada, Malayalam, Tamil, Gujarati, Oriya and Assamese). Further agents phone support is provided in seven languages, namely, Hindi, English, Telugu, Bengali, Punjabi, Marathi and Kannada. E-mail support is provided in English only. On an average, the Contact Centre received approximately 1.41 lakh calls and 1320 e-mails per day during the year 2014-15.

6.4.2 Authentication Ecosystem

The purpose of Authentication is to enable residents to prove their identity and for service providers to confirm that the residents are ‘who they say they are’ in order to supply services and give access to benefits. Aadhaar, being a unique digital ID – provides a powerful platform for authenticating a resident anytime and anywhere which is in line with the vision of the UIDAI.

6.4.2.1 The UID architecture is designed on an on-line system – data is stored centrally and authentication is done online. This is a forward-leaning approach that makes it possible to avoid the problems associated with many ID card schemes.

Aadhaar Authentication service is built to handle upto 10 crore authentications a day across two data centers in an active-active fashion and is benchmarked to provide sub-second response time.

What is Aadhaar Authentication?

6.4.2.2 Aadhaar authentication is the process wherein Aadhaar, along with other attributes (demographic/biometrics/OTP) is submitted to UIDAI’s Central Server for verification; the Central server verifies whether the data submitted matches the data available in the server and responds with a “Yes/No”. As on date, UIDAI supports:

1. Biometric (fingerprint + iris) based authentication
2. Demographic-based authentication
3. One-time Password authentication

Authentication Implementation Model

6.4.2.3 UIDAI provides Authentication and e-KYC services through agencies called Authentication User Agency (AUA), Authentication Service Agency (ASA), e-KYC User Agency (KUA) and e-KYC Service Agency (KSA).

Authentication User Agency (AUA)

AUA is any government/public/private legal agency registered in India that seeks to use Aadhaar authentication for providing access to its services. An AUA is the principal agency that sends authentication requests to enable its services/business functions. An AUA connects to the UIDAI Data Centre/ Central Identity Repository (CIDR) through an ASA (either by becoming ASA on its own or contracting services of an existing ASA) using a secured protocol. As on 31st March 2015, 94 entities have been onboarded by UIDAI as AUAs and have undertaken over 45.76 crore authentication transactions successfully.

Authentication Service Agency (ASA)

6.4.2.4 ASAs are entities that transmit authentication requests to the CIDR on behalf of one or more AUAs. They play the role of enabling intermediaries through secure connection established with the CIDR. ASAs receive CIDR's response and transmit the same back to the AUAs. As on 31st March 2015, 17 ASAs are providing these services.

Application of Authentication

E-KYC Services

6.4.2.5 For an individual, identity and address verification is a key requirement for enrolling in a new welfare programme, or opening a new bank account, etc. Keeping in view of the various challenges experienced by either the service provider or an individual related to providing PoI and PoA, or KYC, UIDAI launched e-KYC services in May 2013. Thereafter, the adoption and usage of this service has grown in leaps and bounds.

6.4.2.6 The service provider in all such cases can verify applicant identity and address using Aadhaar authentication and e-KYC online services instead of asking for paper copies of identity and address documents. This secure, electronic, paperless KYC process is expected to substantially reduce the cost of KYC and provide convenience to customers. In order for the service providers and individuals to leverage this service of authentication, UIDAI has extended the Authentication ecosystem to create an online e-KYC services.

Know Your Customer Agency (KUA)

6.4.2.7 KUAs are extension AUAs that send KYC requests in electronic manner to enable its services/business functions. KUA connects to the CIDR through a KSA. As on date, 55 KUA

entities are live on Aadhaar platform; carrying out a total of about 2.98 crore e-KYC transactions successfully, as on 31st March 2015.

Know Your Service Agency (KSA)

6.4.2.8 KSA are an extension ASA entity that transmits KYC requests in electronic manner to the CIDR on behalf of one or more KUAs. As on 31st March 2015, 10 entities are live as KUAs on Aadhaar platform. As on date, total 2.98 crore authentication requests has been received from 2.20 crore Unique UIDs including e-KYC transactions has been received.

6.4.3 Seeding Ecosystem

The UIDAI does not collect or store any additional personal information or linking data, such as PAN number, Driver's License numbers, details of caste, creed, religion, income level or health status, etc. UIDAI has created a seeding ecosystem, where different partners can leverage various tools offered by UIDAI to link Aadhaar in their respective service delivery databases.

6.4.3.1 Aadhaar seeding is a process by which UIDs of residents are accurately included in the service delivery database of service providers for enabling Aadhaar based authentication during service delivery. The seeding process is accomplished in two steps. In the first step Aadhaar is to be captured into the beneficiary database and in the second step after verification with reference to UIDAI database (CIDR) it is linked to the beneficiary record in the database of the service provider.

6.4.3.2 UIDAI has undertaken multiple activities to ensure Aadhaar seeding in facilitated in various scheme databases. The Aadhaar seeding framework includes:

- A Standard Protocol Covering the Approach & Process for Seeding Aadhaars

in Service Delivery Databases is available on UIDAI website http://uidai.gov.in/images/commdoc/aadhaar_seeding_october_2014_v098_14112014.pdf

- Tools for Seeding verification as mentioned in later paragraphs.
- Sensitization workshops: UIDAI has conducted over nine Aadhaar seeding workshops attended by nearly 200 participants
- Empanelled 48 seeding agencies for undertaking seeding on behalf of central and state departments. https://uidai.gov.in/images/empanelled_seeding_agencies_03022015.pdf
- Developed content including classroom training and computer based training content for various stakeholders in Aadhaar seeding operators. In addition, a system for testing and certification has also been put in place to certify potential seeding workforce.

6.4.3.3 Once the Aadhaar is captured in the Scheme database it can be verified and linked using different services and facilities offered by UIDAI as follows:

- **Biometric Authentication and eKYC:** These methods provide the most accurate way of seeding but require physical presence of Aadhaar holder at the time of seeding.
- **Demographic Authentication:** UIDAI offers a facility for bulk demographic authentication. Using this facility the demographic data available in Scheme database can be matched with that of UIDAI (CIDR) and confirmed.
- **E-Aadhaar download:** This facility permits department/Agencies to download

e-Aadhaar of beneficiary.

- **DBT Data Seeding Data Viewer (DSDV):** The facility permits the departments/ Agencies to view the demographic details of Aadhaar holder directly from CIDR. This facility is limited to participants of the Authentication ecosystem.

6.4.3.4 Aadhaar seeding in various large databases has grown steadily and as on 31st March 2015, a total of 8.49 crore Aadhaars were seeded in LPG database, 3.6 crores in MGNREGS, 8.9 crore in PDS and 16.3 crore in bank accounts. Amongst the Ministries/ Departments, Election Commission of India (EPIC) started operation of Aadhaar seeding on 3rd March 2015.

6.4.4 Training, Testing and Certification ecosystem

Success of any programme, especially a programme of the scale such as that of UIDAI, it is imperative that there is sufficient emphasis given to quality of data collected during enrolment. Additionally, it is equally important that people who are responsible for capturing data are adequately trained and certified. UIDAI has worked diligently to create a Training, Testing and Certification ecosystem. This ecosystem consists of One (1) Content Development Agency and two (2) Testing and Certification Agencies.

6.4.4.1 There are certified operators and supervisors to undertake Aadhaar enrolment. Taking into account the feedback received from various partners of the UIDAI, that these numbers were not adequate to expedite Aadhaar enrolment, UIDAI undertook an exercise to create a large pool of certified operators to ensure no disruption of momentum in enrolments, especially with State with large populations like Bihar, U.P., etc.

- **Change in strategy of Testing and Certification for enrolment personnel**

The testing strategy for operators and supervisors was changed from a modular to overall, wherein the candidates with an aggregate 40% or more marks would be certified as enrolment operators whereas those scoring 50% or more were to be certified as supervisors. Additionally, the test was translated and conducted in twelve (12) different languages.

- **Revised Training Content**

The training content was revised to ensure alignment with the new testing and certification strategy. Further, the training content was translated in seven (7) different languages to avoid any language issues.

- **Mega Training & Certification Camps**

In order to further provide support and expedite Aadhaar enrolments, UIDAI conducted Mega Training and Certification camps, wherein UIDAI was directly involved in imparting training to potential workforce. As on 31st March 2015, a total of 28 such Mega camps were organized by the UIDAI at places such as Lucknow, Patna, Bhopal, Jorhat, Guwahati, Chhattisgarh, many places in Karnataka, Andaman & Nicobar Islands etc.

6.4.4.2 As on 31st March 2015, UIDAI in partnership with the Testing and Certification agencies has certified 2,65,538 enrolment operators and supervisors.

6.4.5 Data security and privacy

Data security and data privacy are BOTH important requirements in any organization and processes should be put in place that ensure full compliance with the organization's guidelines at all times. There should be a governance structure

to oversee the way data is stored, used and shared across the organization. Physical as well as Virtual security measures should be in place at each touch point for Data security.

6.4.5.1 Security and privacy of personal data has been fundamental in design of Aadhaar system without sacrificing utility of the national identity system. When creating a national identity system of this scale, it is imperative that privacy and security of personal data are designed into the strategy of the system from day one.

Security at Enrolment

6.4.5.2 The enrolment/update data packets are encrypted by the client using public key cryptography with each data record having an HMAC which can identify any integrity violation of the data. Master keys are stored and managed within HSM (Hardware Security Module) appliance.

Security at Authentication

6.4.5.3 Data is encrypted with a dynamic session key using AES-256 symmetric algorithm (AES/ECB/PKCS7Padding). Session key, in turn, is encrypted with 2048-bit UIDAI public key using asymmetric algorithm (RSA/ECB/PKCS1Padding). As per UIDAI's Authentication Policy, at any given time users are not allowed to store any information locally.

6.4.5.4 Usage of strong 2048-bit PKI encryption technologies ensures that no agencies or persons can access, modify, or misuse the resident data during field enrolment/authentication or in transit to the UIDAI data centres.

6.5. De-duplication exercise

One of the biggest challenges faced by various Ministries/State Government departments is the existence of duplicate and fake records in the

Service Delivery databases. This challenge has primarily stemmed for the following reasons:

- a. Lack of standardized processes while collecting applications. For instance, some departments may have segregated fields for First Name, Middle Name and Surname, while other department may just have a Name field;
- b. Poor data validation procedure;
- c. Data Completeness;

In order to clean such databases, Ministries/ Department concerned will have to adopt the De-duplication processes. This process involving cleaning up of databases using a combination of common unique identifiers such as UID, Name, Father's Name, Address, Gender, Date of Birth, etc. is known as the De-Duplication process.

Demographic De-Duplication

Generally it would appear that using Name, Gender, Father's Name, Date of Birth, and Address of a resident to find a duplicate in a database is a fairly simple process. However, due to lack of naming and address standards, demographic information obtained from different sources may have large variations that increase the possibilities of skipping a duplicate in the database. For e.g. a person may mention his name in multiple ways viz. Ram, R.K. Singh and Ram Kumar Singh and thus avail the government benefits multiple times.

Aadhaar-enabled De-Duplication

With the Unique 12-digit number (Aadhaar) being linked to the beneficiary database, a check is available for uniqueness in the database, the same person as given above viz. Ram, R.K. Singh and Ram Kumar Singh would have the same Aadhaar and hence he would not be able to avail

of multiple benefits from the government.

6.5.1 Mandate to UIDAI

UIDAI was given as per discretion of honorable Prime Minister the task of Aadhaar-based de-duplication and verification of data across five specific benefit schemes across 300 identified districts. For the purpose of the exercise, National Informatics Centre was asked to set up a central server in which the beneficiary data was collected from all the States.

As of August 3, 2014, more than 74 crore residents had been enrolled for UIDAI and 65.32 crore Aadhaars had been generated with more than 8.7 crore enrollments rejected due to duplicate enrollments and/ or process errors. In the 300 focus districts taken up for the purposes of this exercise, out of the total population of 60 crore, about 48.19 crore (79.8%) have been issued Aadhaars with each district having achieved about 70% saturation level.

The focus of the exercise was on the five largest centrally sponsored schemes of the country with the largest beneficiary database. The Technology architecture of the solution is enclosed in Annexure III. The following schemes were put through exercise:

- a. MGNREGA;
- b. LPG;
- c. PDS;
- d. Scholarships (SC, ST & Minorities);
- e. NSAP;

The scheme-wise status of the number of districts for which the data was uploaded to the Central server is given in Annexure IV.

6.5.2 Approach adopted for exercise

Before starting the raw data received from NIC for the various States schemes were not as per

the shared standard format. Hence, the first step was to standardize the format of digitized data through manual intervention

After standardizing the format, a software tool separated the Aadhaar seeded/ linked data and the non-Aadhaar linked data. UIDAI adopted separate approaches based on Aadhaar seeded data and Non-Aadhaar seeded data.

In case of Aadhaar linked data steps taken were:

- Validation checks on for Aadhaar.
- De-duplication of records
- Demographic authentication of records with valid Aadhaars for 1:1 result

In case of Non-Aadhaar linked data steps taken were:

- A sample was picked out of the massive database
- A tool was developed to run multiple types of algorithms viz. Double Metaphone, Lavenstine, Soundex, etc.
- Demographic authentication was run to yield 1:N result.

6.5.3 Conclusion

The exercise of verification of data from the states pertaining to various benefit schemes had been completed in record time of 6 weeks. This was made possible due to the concerted efforts of the officers of erstwhile Planning Commission, State Governments, NIC, UIDAI and various other stake holders.

Based on the verification exercise the following conclusions were drawn:

- Demographic authentication provides acceptable results for verification of data at the first level as screening process.

- An average success rate of 79.17 % (Range of 64% - 88%) across schemes and states is a positive start to a hitherto untested method
- Success in demographic authentication is dependent on the quality of data collection; even a small error can result in a false reject.
- Data quality for demographic authentication demands uniformity of the format for data collection, fields included in the data and the order in which the data is presented and stored. It was noticed during the exercise that the data quality and presentation were inconsistent resulting in huge manual intervention to clean up the data before processing for verification.
- Further enhancement of verification on completion of the first level of demographic authentication can be achieved through biometric authentication/verification of the residents whose demographic authentication has failed.

The verification of non-seeded data indicated that there were significant percentage of people among the non-seeded data who had valid Aadhaar. States/Departments may target these groups of people and get seeding their Aadhaars done into the schemes' databases.

The full report on the demographic de-duplication exercise is available on UIDAI website with the following web-link: http://uidai.gov.in/images/resource/bangalore_analysis_report_v_1.1_26052015.pdf

6.6. Aadhaar - A Tool for Governance Reform

6.6.1 Aadhaar and financial inclusion

Aadhaar Payment Bridge (APB)

As Aadhaar is a unique number and does not change over the lifecycle of an individual, it can

be used as a permanent financial address. Some of the challenges faced today in transferring benefits are:

1. Ministry / department needs to record the bank account, IFSC Code, and bank branch details etc. which are all prone to change.
2. Continuous updation of bank account details.

APB implementation helps deal with aforementioned challenges with benefits to both stakeholders as described below:

Benefit to Government

- Targeted delivery of benefits to the intended beneficiary.
- Delivery of benefits a transparent and accountable manner with audit trail.
- Empowerment to people by way of Inclusion.
- Improved productivity of delivery channels.
- Potentially change the course from Cash-Intensive country to Cash-lite economy.

Benefits to Residents

- Provides basic government ID which will lead to inclusion and empowerment of an individual;
- Convenience on account of Aadhaar translating as financial address;
- With a large migrant population, Aadhaar ID being valid throughout the country ensures that such population are not excluded because of lack of ID;

At ecosystem level, APB has already achieved wide acceptance, and is presently an approved payment system by RBI. This can be observed from following key statistics.

- 480 banks including all nationalized banks, RRBs and many co-operative banks are live on the APB platform.
- Over 23.93 crore APB transactions have successfully been carried out over APB, amounting to Rs. 10,709.90 crore.

Aadhaar Enabled Payment System (AEPS)

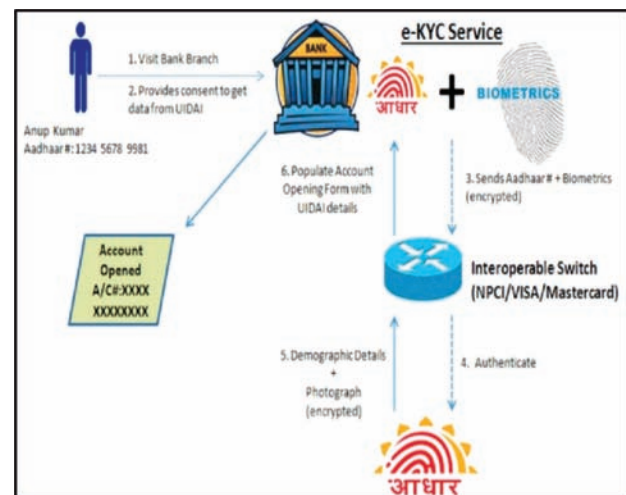
The Government payments are being credited directly into the accounts of the targeted Beneficiaries using APB platform. However, access to these funds encounters a number of last mile servicing issues. Aadhaar enabled Payments System (AePS) facilitates basic banking access (viz. cash withdrawal, cash deposit, balance enquiry, fund transfers) to the beneficiaries in a hassle free manner at/ near the doorsteps. Further, usage of Aadhaar authentication enables transactions in real time in an interoperable environment.

As on date, 46 Banks, and Department of Post, are active on AePS platform and performed 4.52 crore transactions in the year 2014-15.

e-Know Your Customer (e-KYC) Services

Based on resident consent/explicit authorization, UIDAI e-KYC service provides a paperless KYC

Pictorial depiction of e-KYC usage



in electronic form using Aadhaar authentication in a secure, digitally signed, encrypted, fast and convenient manner eliminating document forgery/ fraud.

About 39,000 devices are active for the purpose of UIDAI Authentication and/or e-KYC facility as on 31st March 2015.

6.6.2 Direct Benefits Transfer (DBT)

To achieve targeted delivery of welfare services in a transparent and efficient manner, the Government launched Direct Benefit Transfer through Aadhaar Payment Bridge (APB) and other channels in 2013. As per the directions of Government of India, 35 centrally sponsored schemes come under the purview of DBT which is to be implemented across India. As on 31st March 2015, around 60.95 lakh transactions have been carried out over APB disbursing over Rs. 681 crore.

It is interesting to note that several schemes other than DBT schemes are leveraging APB platform for efficient delivery of benefits. As on 31st March 2015, around 54.41 lakh transactions were carried out disbursing over Rs. 823 crore.

6.6.3 Direct Benefits Transfer for LPG (DBTL)

DBTL Phase-II started with a consumer base of 15.29 crore. This reduced to 12.92 crore as on 31st March 2015. During this Phase, the scheme was implemented across the country. In the existing consumer base of 12.92 crore, about 8.49 crore consumers have given Aadhaar to OMC companies, out of which 7.24 crore have given Aadhaar to Bank. As a result, a total of 16.15 crore transactions have taken place on APB alone disbursing subsidy worth about Rs. 5,235 crore with a success rate of 99.77%.

6.6.4 Mahatma Gandhi National Rural Employment Guarantee Scheme (MGNREGS)

Recognizing the benefits of DBT through Aadhaar Payment Bridge System (APBS), Ministry of Rural Development (MoRD) took initiative to migrate to the new system of APBS. A total of 3.6 crore workers have got their Aadhaar seeded in MGNREGS data base till 31st March 2015. As on 31st March 2015, more than 45 lakh payments have been done under MGNREGS by paying over Rs. 410 crore through APB.

6.6.5 Public Distribution System (PDS)

The programme is aimed at improving food security at household level as a large proportion of people in India still suffer from poverty and malnutrition. The PDS network consists of more than 4 lakh Fair Price Shops (FPS) and is estimated to distribute essential commodities to more than 16 crore families.

Beneficiary identification is one of the biggest challenges at the off-take of food grains. This is where Aadhaar platform can play a pivotal role in proper identification of genuine beneficiaries leading to prevention of leakages. Besides the above, Aadhaar helps in achieving the following goals:

- Inclusion
- Accountability of FPS and Beneficiary
- Portability to beneficiaries

So far, states such as Andhra Pradesh & Telangana, Jharkhand, Delhi, etc have already or are in the process of implementing Aadhaar-enabled PDS (AePDS). In the process, 2,689 Fair Price Shops, covering 19 lakh beneficiaries cards have been transitioned to AePDS. For instance, in Andhra Pradesh and Telangana, the pilot covered 660 Fair Price Shops, with 7.23 lakh beneficiary cards,

out of which 4.32 lakh beneficiary cards received food grains using the Aadhaar authentication platform.

6.6.6 Pradhan Mantri Jan-DhanYojana (PM-JDY)

Pradhan Mantri Jan-DhanYojana (PMJDY) is a National Mission for Financial Inclusion to ensure access to financial services, namely, Banking/ Savings & Deposit Accounts, Remittance, Credit, Insurance, Pension in an affordable manner. The PMJDY was launched in August 2014. As on 31st March 2015, about 14.71 crore accounts have been opened under the scheme with Aadhaar seeding in 5.6 crore accounts.

6.7. New Initiatives

6.7.1 Aadhaar enabled Biometric Attendance System (AeBAS) – As a part of the “Digital India” programme of Government of India, AeBAS was introduced in Central Government Offices/Departments of all the Ministries throughout the country. This system enables an employee to register attendance by presenting his/her biometric (finger print/Iris) which is authenticated online by doing one to one match with the bio-metric stored in the UIDAI data base against the employee’s Aadhaar. The details of the attendance records of the employees are also captured at www.attendance.gov.in.

6.7.2 Jeevan Pramaan– In India, there are over 50 lakhs pensioners of the Central Government and a similar number of the various State and UT Governments and various other governmental agencies. This includes pensioners from the various public sector enterprises. In addition to the above, 25 lakh Army and Defense Personnel also draw pension.

One of the major requirements for the pensioners, is to provide life certificates every year to the authorized pension disbursing agencies such

as banks, following which their pension is credited to their account. In order to get this life certificate the individual pensioner is required to either personally present himself/ herself before the pension disbursing agency or, have the Life Certificate issued by authority where they have served earlier and have it delivered to the disbursing agency. This requirement of personal presence becomes a major hurdle / reason for delay in the process of seamless transfer of pension amount and is inconvenient for the aged and infirm pensioners. To address this problem, Digital life Certificate for Pensioners scheme known as “JeevanPramaan” based on Aadhaar bio-metric authentication was introduced. A successful authentication generates Digital Life Certificate which gets stored in Life Certificate Repository. Pension Disbursing Authority can access the certificate online. Presently, the service is available for Central Government, Defense, EPFO, Postal, Railway and Telecom pensioners as an additional facility.

6.7.3 The Election Commission of India (ECI) – To clean the voters’ rolls and eliminate duplicate names and bogus voters, the Election Commission of India (ECI) has begun a campaign to link Aadhaar data with their electoral database through the National Electoral Rolls Purification and Authentication Programme (NERPAP). This programme involves linking Aadhaar in Electoral Photo Identity Card (EPIC) database aimed at eliminating duplicate entries from the electoral rolls in addition to weeding out the names of people who are dead and update details of people who have shifted to another place. The ECI has already centralized its database and created options for residents to update EPIC with their Aadhaar. It has provided SMS/IVR/Call Centre for collecting Aadhaar from EPIC holders. To leverage the Aadhaar platform efficiently, the ECI is also being on boarded as an AUA/KUA.

6.7.4 ITR Filing – The Central Board of Direct Taxes (CBDT) has introduced Aadhaar based electronic verification for filing the Income Tax Returns (ITR) as an option to send ITR-5 directly to the department. This initiative makes the filing of income tax completely Electronic (Paperless) and simplifies the process of ITR Filing. Previously, after electronic filing, the taxpayer had to speed post signed copy of ITR-5 to the department within 120 days. With Aadhaar Verification Code, the verification of the I-T return filing will take place electronically in real time.

6.7.5 e-Sign – Electronic Signature Service, eSign, is an innovative initiative for allowing easy, efficient, and secure signing of electronic documents by authenticating signer using Aadhaar e-KYC services. With this service, any Aadhaar holder can digitally sign an electronic document without having to obtain a physical digital signature dongle. Application Service Providers can integrate this service within their application to offer Aadhaar holders a way to sign electronic forms and documents. The need to obtain Digital Signature Certificate through a printed paper application form with ink signature and supporting documents is not required. eSign can be integrated within various service delivery applications via an open architecture making it a versatile tool.

6.7.6 Digi Locker – Digi Locker is a dedicated personal storage space, linked to each resident's Aadhaar that can be used to securely store e-documents as well as store Uniform Resource Identifier (URI) link of e-documents issued by various issuer departments. The eSign facility provided as part of Digi Locker system can be used to digitally sign e-documents. It minimizes the usage of physical documents and provide

authenticity of the e-documents. While providing a secure access to Govt. issued documents, the Digi Locker services also reduce administrative overhead of Govt. departments and agencies and make it easy for the residents to receive services.

6.7.7 e-KYC based SIM Issuance - A pilot involving 7 telecom operators and under the supervision of DoT is currently underway to ascertain the effectiveness of Aadhaar e-KYC enabled SIM activation process. Objective of the pilot is to strengthen subscriber verification process through use of biometrics and transition from paper intensive subscriber acquisition process to a paperless process.

6.7.8 Aadhaar linkage with UAN (EPFO) – Employee Provident Fund Organisation (EPFO) intends to leverage Aadhaar e-KYC for deploying a homogeneous method of subscriber authentication. Such a deployment will help in hastening claims settlements and delivery of other services which have so far been delayed on account of employer driven employee verification processes. As on date more than 45 Lakh accounts have been linked with Aadhaars.

6.7.9 Aadhaar linkage with Passport - Ministry of External Affairs (MEA) has decided to leverage Aadhaar of the applicants for verification, de-duplication and issuance of passport with an aim to reduce the Turn-Around-Time. A Pilot has started with one regional passport office (Delhi).

6.7.10 Aadhaar in Railways - Indian Railways has started accepting Aadhaars for passengers at the time of booking tickets through its website as an optional field. Indian Railways aims to strengthen passenger verification process, especially for Tatkal reservations where cases of impersonation are often reported and for Senior Citizen bookings that form approximately 70% of concessional tickets issued.

6.8. Creation of requisite Technology Infrastructure

UIDAI has commissioned technology infrastructure to cater to about 90 crore enrolments. In line with the target of time bound universal enrolment and future needs of online authentication and other services, the IT infrastructure is being adequately augmented and upgraded.

UIDAI has appointed HCL Info Systems Limited as a Managed Service Provider (MSP) for its CIDR for development and maintenance of applications, operation and maintenance of CIDR, biometric de-duplication, etc.

UIDAI has constructed Two Captive Data Centres, one each at Manesar, Haryana and at Bengaluru, Karnataka and would be migrating operations to these Data Centres from its current locations.

6.9. Construction of UIDAI, HO building

The issue of constructing UIDAI HQ and the UIDAI Regional Office, Delhi building, is being pursued in earnest with the concerned authorities. Separately, pre-qualifications exercise for contractors is near completion, and RFP is expected to be issued shortly. An aggressive 18 months' completion plan is envisaged (with bonus for early completion by August 2016), but a major dependency is the receipt of timely approvals, which is being vigorously pursued.

6.10. Other Components

Use of Rajbhasha – UIDAI is making all efforts to increase use of Hindi in official work. The percentage of correspondences in Hindi has increased from 32.1% during 2013-14 to 36.9% during 2014-15. During the year 2014-15, UIDAI

initiated the process of providing resident-centric information on its website in Hindi and 10 other regional languages. As a result, out of total 122 pages of website, information on 75 pages is available in Hindi. To promote the use of Hindi, two workshops and four competitions were organized during the Hindi fortnight (15-28 September 2014).

Developing awareness and communication – UIDAI has been implementing a comprehensive awareness and communications strategy to reach out to residents through outdoor and multimedia publicity. All modes of communications and outreach are utilized for the purpose.

Intranet & Knowledge Management Portal - In order to promote communication, deeper information exchange, and increased collaboration amongst the personnel, UIDAI has established an online, paperless office platform, called the 'Intranet & Knowledge Management Portal'.

UIDAI Website - UIDAI provides up to date information about Aadhaar in its web site: www.uidai.gov.in. This web site has information that is needed for all the key stakeholders including the Resident and various Ecosystem Partners. Besides English, the web site is available in 10 other regional languages in order to reach out better. One of the key takeaways of the web site besides providing general information of Aadhaar and the process of partnering with Aadhaar is, the array of services it provides for the convenience of the Resident that range from knowing the nearest enrolment center, where one can book an appointment online - to knowing the status of Aadhaar and also to download the e-Aadhaar. An average of 1.5 lakh hits a day occur on the web site seeking information or using one of the services offered online.

Table-6.1
Year-wise BEs, REs and Expenditure
(Rs. in crore)

Year	Budget Estimates	Revised Estimates	Actual Expenditure
2009-10	120.00	26.38	26.21
2010-11	1,900.00	273.80	268.41
2011-12	1,470.00	1,200.00	1,187.50
2012-13	1,758.00	1,350.00	1,338.72
2013-14	2,620.00	1,550.00	1,544.44
2014-15	2,039.64	1,617.73	1,615.34
Total	9,907.64	6,017.91	5,980.62

Besides www.uidai.gov.in, UIDAI also maintains the following web sites that provide online services:

- <https://developer.uidai.gov.in> - which provides an online platform for all partners developer community who are interested in building Aadhaar enabled applications and
- <https://resident.uidai.net.in> - which provides information on various services that the Resident would like to know on Aadhaar enrolment and generation and also to get the grievances addressed.

6.11. Details of Budget & Expenditure during 2014-15

Table-6.2
Funds approved for the UID Scheme
(Rs. in crore)

Sl. No.	Phase of UID Scheme	Date of approvals	Amount approved
1.	Phase I	11.11.2009	147.31
2.	Phase II	22.07.2010	3,023.01
3.	Phase III	27.01.2012	5,791.74
4.	Phase IV	09.05.2013	3,436.16
5.	Phase V	10.09.2014	1,265.00
6.	Phase VI	NA	1,953.96*
Total			15,617.18

(*Recommended by EFC)

Phase-I was approved by Standing Finance Committee. Phase-II to Phase-V have been approved by Cabinet Committee on UIDAI/Economic Affairs on the recommendations of Expenditure Finance Committee. Phase- VI of the UID Scheme has been recommended by the Expenditure Finance Committee in its meeting dated 8th December 2014 and is awaiting government approval.

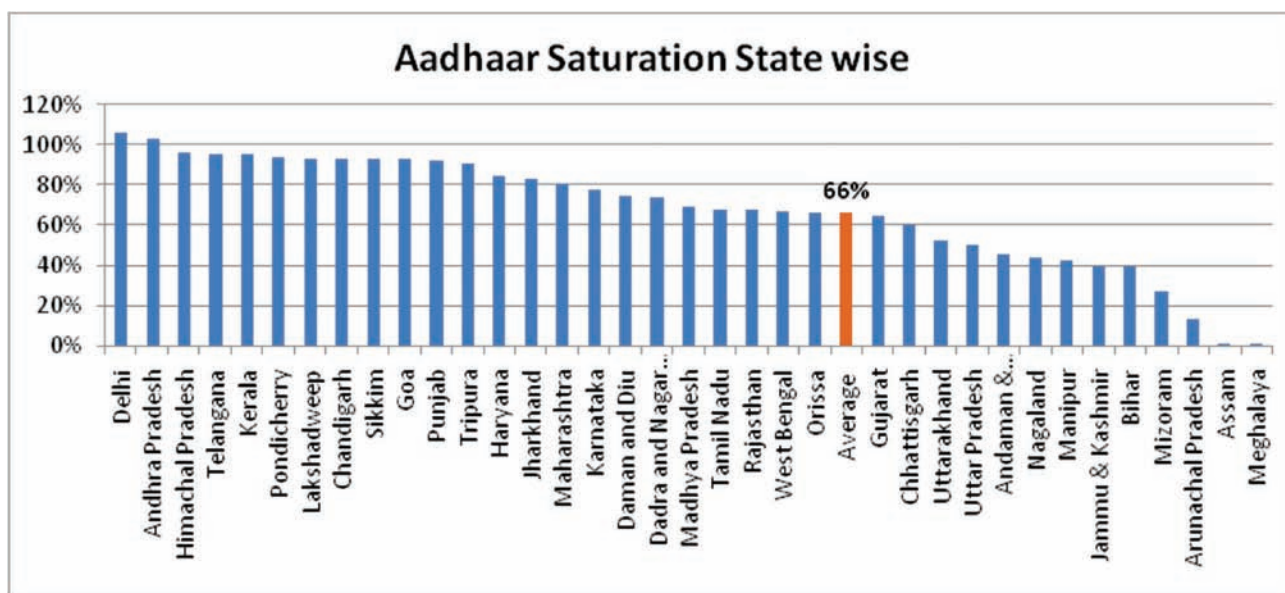
- (ii) The year-wise expenditure incurred by UIDAI vis-à-vis Budget Estimates (BEs) and Revised Estimates (REs) is as under:

Table-6.3
Year-wise BEs, REs and Expenditure
(Rs. in crore)

Year	Budget Estimates	Revised Estimates	Actual Expenditure
2009-10	120.00	26.38	26.21
2010-11	1,900.00	273.80	268.41
2011-12	1,470.00	1,200.00	1,187.50
2012-13	1,758.00	1,350.00	1,338.72
2013-14	2,620.00	1,550.00	1,544.44
2014-15	2,039.64	1,617.73	1,615.34
Total	9,907.64	6,017.91	5,980.62

Annexure-6.1

State-wise Aadhaar generated data until 31st March 2015



States	Aadhaar Generated as 31st March 2015	Population (Census : 2011)	Saturation %age
Delhi	1,78,37,145	1,67,53,235	106%
Andhra Pradesh	5,10,41,431	4,94,83,556	103%
Himachal Pradesh	65,88,823	68,56,509	96%
Telangana	3,34,76,300	3,51,90,000	95%
Kerala	3,16,67,826	3,33,87,677	95%
Pondicherry	11,69,281	12,44,464	94%
Lakshadweep	60,218	64,429	93%
Chandigarh	9,83,860	10,54,686	93%
Sikkim	5,63,759	6,07,688	93%
Goa	13,50,532	14,57,723	93%
Punjab	2,55,51,229	2,77,04,236	92%
Tripura	33,32,435	36,71,032	91%
Haryana	2,16,47,533	2,53,53,081	85%
Jharkhand	2,73,92,792	3,29,66,238	83%
Maharashtra	9,13,81,354	11,23,72,972	81%
Karnataka	4,79,63,422	6,11,30,704	78%

Chapter-6: Unique Identification Authority of India (UIDAI)

Daman and Diu	1,81,423	2,42,911	75%
Dadra and Nagar Haveli	2,55,302	3,42,853	74%
Madhya Pradesh	5,01,45,073	7,25,97,565	69%
Tamil Nadu	4,92,34,517	7,21,38,958	68%
Rajasthan	4,66,60,901	6,86,21,012	68%
West Bengal	6,09,96,821	9,13,47,736	67%
Orissa	2,75,58,388	4,19,47,358	66%
Gujarat	3,92,71,040	6,03,83,628	65%
Chhattisgarh	1,53,20,565	2,55,40,196	60%
Uttarakhand	52,57,588	1,01,16,752	52%
Uttar Pradesh	9,92,72,323	19,95,81,477	50%
Andaman & Nicobar Islands	1,71,928	3,79,944	45%
Nagaland	8,66,305	19,80,602	44%
Manipur	11,52,250	27,21,756	42%
Jammu & Kashmir	49,31,446	1,25,48,926	39%
Bihar	4,06,18,122	10,38,04,637	39%
Mizoram	2,92,239	10,91,014	27%
Arunachal Pradesh	1,85,262	13,82,611	13%
Assam	2,55,474	3,11,69,272	1%
Meghalaya	21,946	29,64,007	1%
Average	80,46,56,848	121,02,01,445	66%

Annexure – 6.2

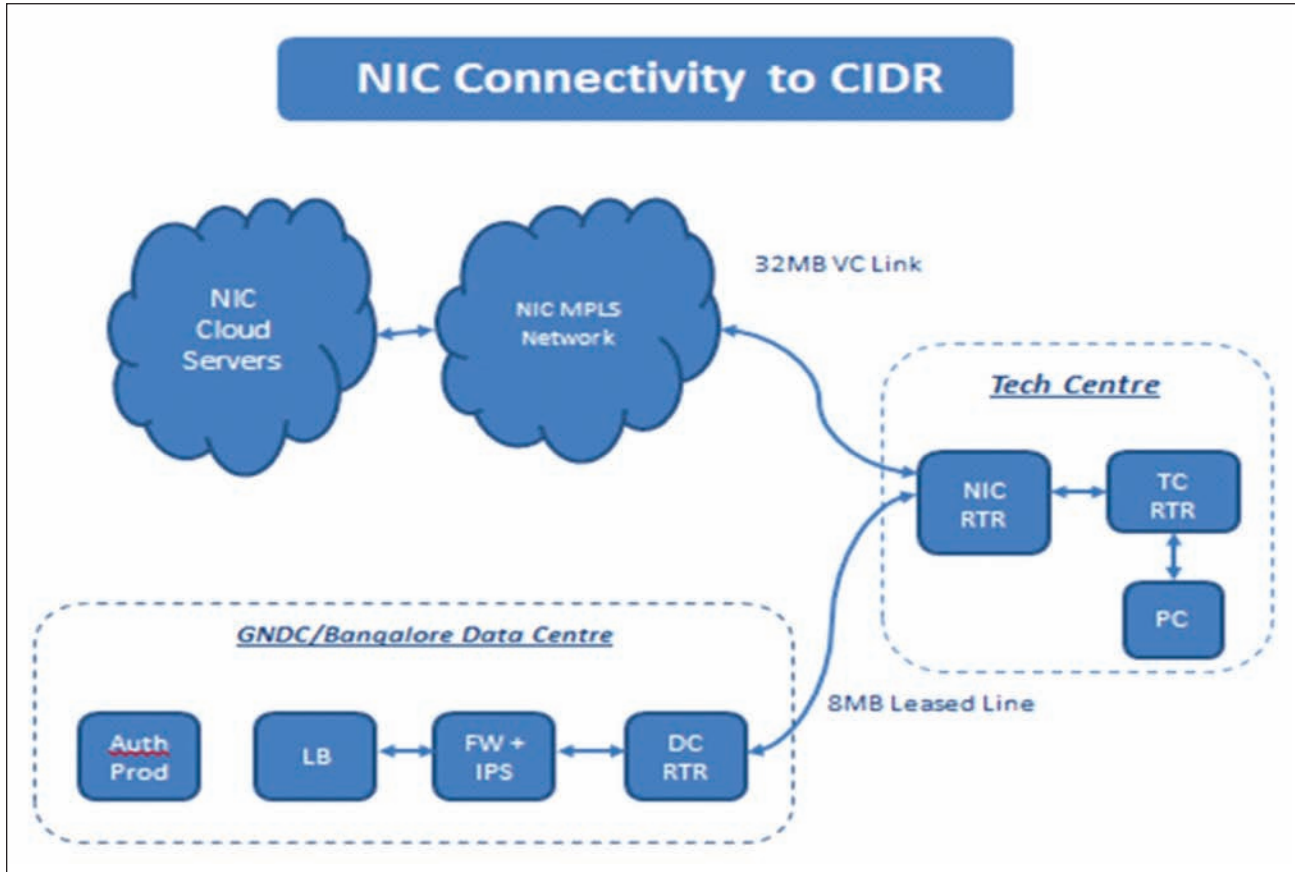
Aadhaar Saturation among Adults

Aadhaar penetration among adult population in the UIDAI allocated States/UTs has increased to 88% (base: Census 2011), the corresponding figure for the entire country stands at 83%.

S/N	State Name	Total Population (Census:2011)	Population >18 Years (Census:2011)	Aadhaar >18 Years. As on 31st March'15	% > 18 Years Aadhaar
1	Himachal Pradesh	68,56,509	46,97,162	52,88,390	113%
2	Punjab	2,77,04,236	1,89,43,014	2,07,28,485	109%
3	Chandigarh	10,54,686	7,30,731	7,82,070	107%
4	Uttarakhand	1,01,16,752	62,63,404	41,34,407	66%
5	Haryana	2,53,53,081	1,61,89,689	1,68,83,138	104%
6	Delhi	1,67,53,235	1,12,30,123	1,43,73,826	128%
7	Rajasthan	6,86,21,012	4,01,21,438	3,79,48,680	95%
8	Uttar Pradesh	19,95,81,477	11,26,55,896	7,53,10,265	67%
9	Bihar	10,38,04,637	5,61,54,242	2,84,47,709	51%
10	Sikkim	6,07,688	4,03,474	4,41,417	109%
11	Tripura	36,71,032	24,42,426	25,44,808	104%
12	Jharkhand	3,29,66,238	1,90,26,375	2,04,08,501	107%
13	Chhattisgarh	2,55,40,196	1,57,66,641	1,11,25,636	71%
14	Madhya Pradesh	7,25,97,565	4,37,51,857	3,87,10,095	88%
15	Gujarat	6,03,83,628	3,92,57,179	3,22,32,566	82%
16	Daman and Diu	2,42,911	1,75,912	1,40,644	80%
17	Maharashtra	11,23,72,972	7,57,97,230	7,48,09,845	99%
18	Andhra Pradesh	4,93,78,776	5,72,95,958	6,51,69,347	114%
19	Telangana	3,52,20,187			
20	Karnataka	6,11,30,704	4,16,78,490	3,89,66,658	93%
21	Goa	14,57,723	10,73,960	11,48,534	107%
22	Kerala	3,33,87,677	2,39,60,986	2,60,74,363	109%
23	Puducherry	12,44,464	8,88,379	9,49,192	107%
24	Andaman and Nicobar Islands	3,79,944	2,67,802	1,44,296	54%
Total UIDAI States		95,04,27,330	58,87,72,368	51,67,62,874	88%

S/N	State Name	Total Population (Census:2011)	Population >18 Years (Census:2011)	Aadhaar >18 Years. As on 31st March'15	% > 18 Years Aadhaar
1	Jammu and Kashmir	1,25,48,926	75,20,339	37,68,564	50%
2	Arunachal Pradesh	13,82,611	7,92,169	1,08,138	14%
3	Nagaland	19,80,602	11,56,375	6,62,817	57%
4	Manipur	27,21,756	18,13,472	9,46,278	52%
5	Mizoram	10,91,014	6,74,161	2,30,331	34%
6	Meghalaya	29,64,007	15,80,324	18,415	1%
7	Assam	3,11,69,272	1,90,97,809	2,13,141	1%
8	West Bengal	9,13,47,736	6,11,05,075	4,88,99,898	80%
9	Odisha	4,19,47,358	2,74,25,652	2,20,33,794	80%
10	Dadra and Nagar Haveli	3,42,853	2,18,060	1,99,744	92%
11	Lakshadweep	64,429	44,443	48,831	110%
12	Tamil Nadu	7,21,38,958	5,14,05,820	4,20,42,712	82%
Total RGI States		25,96,99,522	17,28,33,699	11,91,72,664	69%
Grand Total		121,01,26,852	76,16,06,067	63,59,35,538	83%

Technology architecture adopted for the exercise



Number of districts for which data was uploaded to Central Server

SCHEMES	TOTAL NUMBER OF DISTRICTS TARGET	NUMBER OF DISTRICTS WITH DATA UPLOAD COMPLETED	BALANCE NUMBER OF DISTRICTS	REMARKS
Pension programmes (including old age, disabled and widows)	300	273	27	27 districts of Tamil Nadu - Approval of Chief Minister awaited
Post-matric scholarships - SC, ST, minorities	300	272	28	27 districts of Tamil Nadu - Approval of Chief Minister awaited
				Data Not Digitized for 1 District of Andaman and Nicobar Islands and hence not amenable to verification.
NREGA beneficiaries	300	263	37	27 districts of Tamil Nadu -Approval of Chief Minister awaited.
				No NREGA scheme in
				8 Districts of Delhi
				1 District of Maharashtra (Mumbai)
PDS ration card holders	300	244	56	1 District of Telangana (Hyderabad)
				27 districts of Tamil Nadu -Approval of Chief Minister awaited- In any case, data is in Tamil and not in Unicode and hence not amenable to verification against UIDAI database.
				Data Not Digitized for
				16 districts of Haryana, 8 districts of Odisha, 5 districts of Tripura
LPG	300	300	0	

ANNEXURES



Annexure-I

Summary of the C&AG's Observations made in its Union Government (Civil) Compliance Audit Observations No. 25 of 2014 Report for the financial year 2012-2013 and Action Taken Report.

S. No.	Para No. & Gist of Audit Observations/ Main Conclusions	Action Taken
1.	<p>(Para 13.1) Avoidable payment of Rs. 1.95 crore as Stamp Duty</p> <p>Failure of the Unique Identification Authority of India to avail exemption from payment of stamp duty granted under the statute, resulted in avoidable payment of Rs. 1.95 crore.</p> <p>Failure to follow the systems and procedure</p>	<p>UIDAI has paid stamp duties amounting to Rs.1.95 crore for executing lease/conveyance deeds in respect of plots acquired in Karnataka and Haryana.</p> <p>While, UIDAI has received preliminary response from Karnataka Government, the same from Haryana Government is awaited. There is an ambiguity in the provisions relating to exemption of stamp duty available to Central Government in the State of Karnataka. As per the provisions of Karnataka Stamp Act, 1957 duty will not be chargeable in respect of "any instrument, executed by or on behalf of or in favour of, the State Government". UIDAI, being a part of Central Government thus paid Rs.28.78 lakh as stamp duty on land acquired on lease in Karnataka.</p> <p>In this regard, Government of Karnataka has intimated to UIDAI that as per local audit report of Accountant General of Karnataka, exemption from stamp duty is available to the Central Government only in respect of sale deed and not in respect of lease deed.</p>
2.	Improvement in system and procedures including internal controls.	To avoid such cases in future, a Legal Wing and a Contract Management Cell have been institutionalized in UIDAI to enable a deeper examination of the legal and contractual provisions, while entering into agreements / contracts.
3.	Recovery of overpayment pointed out by Audit	UIDAI is pursuing the refund of stamp duty paid for executing lease/conveyance deeds in respect of plots acquired in Karnataka and Haryana. Communications seeking refund of Rs.28.78 lakh and Rs. 1.66 crore have been sent to the State Governments of Karnataka and Haryana respectively. The matter is being followed up by the Regional Offices of UIDAI in Bengaluru and Chandigarh.

CABINET SECRETARIAT

RESOLUTION

New Delhi, the 1st January, 2015

No. 511/2/1/2015-Cab.—Mahatma Gandhi had said: “Constant development is the law of life, and a man who always tries to maintain his dogmas in order to appear consistent drives himself into a false position”. Reflecting this spirit and the changed dynamics of the new India, the institutions of governance and policy have to adapt to new challenges and must be built on the founding principles of the Constitution of India, the wealth of knowledge from our civilizational history and the present day socio-cultural context.

2. The Planning Commission was set up on the 15th of March, 1950 through a Cabinet Resolution. Nearly 65 years later, the country has metamorphosed from an under-developed economy to an emergent global nation with one of the world's largest economies.

3. From being preoccupied with survival, our aspirations have soared and today we seek elimination, rather than alleviation, of poverty. The people of India have great expectations for progress and improvement in governance, through their participation. They require institutional reforms in governance and dynamic policy shifts that can seed and nurture large-scale change. Indeed, the ‘destiny’ of our country, from the time we achieved Independence, is now on a higher trajectory.

4. The past few decades have also witnessed a strengthening of Indian nationhood. India is a diverse country with distinct languages, faiths and cultural ecosystems. This diversity has enriched the totality of the Indian experience. Politically too, India has embraced a greater measure of pluralism which has reshaped the federal consensus. The States of the Union do not want to be mere appendages of the Centre. They seek a decisive say in determining the architecture of economic growth and development. The one-size-fits-all approach, often inherent in central planning, has the potential of creating needless tensions and undermining the harmony needed for national effort. Dr. Ambedkar had said with foresight that it is “unreasonable to centralise powers where central control and uniformity is not clearly essential or is impracticable”.

5. At the heart of the dynamics of transforming India lies a technology revolution and increased access to and sharing of information. In the course of this transformation, while some changes are anticipated and planned, many are a consequence of market forces and larger global shifts. The evolution and maturing of our institutions and polity also entail a diminished role for centralised planning, which itself needs to be redefined.

6. The forces transforming India are many and include:

a. The industry and service sectors have developed and are operating on a global scale now. To build on this foundation, new India needs an administration paradigm in which the government is an “enabler” rather than a “provider of first and last resort”. The role of the government as a “player” in the industrial and service sectors has to be reduced. Instead, government has to focus on enabling legislation, policy making and regulation.

b. India's traditional strength in agriculture has increased manifold on account of the efforts of our farmers and improvements in technology. We need to continue to improve, and move from pure food security to a focus on a mix of agricultural production as well as the actual returns that farmers get from their produce.

c. Today, we reside in a ‘global village’, connected by modern transport, communications and media, and networked international markets and institutions. As India ‘contributes’ to global endeavours, it is also influenced by happenings far removed from our borders. Global economics and geo-politics are getting increasingly integrated, and the private sector is growing in importance as a constituent within that. India needs to be an active player in the debates and deliberations on the global commons, especially in relatively uncharted areas.

d. India's middle class is unique in terms of its size and purchasing power. This formidable group is increasing with the entry of the neo-middle class. It has been an important driver of growth and has enormous potential on account of its high education levels, mobility and willingness to push for change in the country. Our continuing challenge is to ensure that this economically vibrant group remains engaged and its potential is fully realised.

e. India's pool of entrepreneurial, scientific and intellectual human capital is a source of strength waiting to be unleashed to help us attain unprecedented heights of success. In fact, the ‘social capital’ that is present in our people has been a major contributor to the development of the country thus far and, therefore, it needs to be leveraged through appropriate policy initiatives.

f. The Non-Resident Indian community, which is spread across more than 200 countries, is larger in number than the population of many countries of the world. This is a significant geo-economic and geo-political strength. Future national policies must incorporate this strength in order to broaden their participation in the new India beyond just their financial support. Technology and management expertise are self-evident areas where this community can contribute significantly.

- c. Participative, by involvement of citizens,
- d. Empowering women in all aspects
- e. Inclusion of all groups, with special attention to the economically weak (garib), the SC, ST and OBC communities, the rural sector and farmers (gaon and kisan), youth and all categories of minorities.
- f. Equality of opportunity to our country's youth,
- g. Transparency through the use of technology to make government visible and responsive.

10. Governance, across the public and private domains, is the concern of society as a whole. Everyone has a stake in ensuring good governance and effective delivery of services. Creating Jan Chetna, therefore, becomes crucial for people's initiative. In the past, governance may have been rather narrowly construed as public governance. In today's changed dynamics – with 'public' services often being delivered by 'private' entities, and the greater scope for 'participative citizenry', governance encompasses and involves everyone.

11. The institutional framework of government has developed and matured over the years. This has allowed the development of domain expertise which allows us the chance to increase the specificity of functions given to institutions. Specific to the planning process, there is a need to separate as well as energize the distinct 'process' of governance from the 'strategy' of governance.

In the context of governance structures, the changed requirements of our country, point to the need for setting up an institution that serves as a Think Tank of the government – a directional and policy dynamo. The proposed institution has to provide governments at the central and state levels with relevant strategic and technical advice across the spectrum of key elements of policy. This includes matters of national and international import on the economic front, dissemination of best practices from within the country as well as from other nations, the infusion of new policy ideas and specific issue-based support. The institution has to be able to respond to the changing and more integrated world that India is part of.

An important evolutionary change from the past will be replacing a centre-to-state one-way flow of policy by a genuine and continuing partnership with the states. The institution must have the necessary resources, knowledge, skills and, ability to act with speed to provide the strategic policy vision for the government as well as deal with contingent issues.

Perhaps most importantly, the institution must adhere to the tenet that while incorporating positive influences from the world, no single model can be transplanted from outside into the Indian scenario. We need to find our own strategy for growth. The new institution has to zero in on what will work in and for India. It will be a Bharatiya approach to development.

12. The institution to give life to these aspirations is the NITI Aayog (National Institution for Transforming India). This is being proposed after extensive consultation across the spectrum of stakeholders including inter alia state governments, domain experts and relevant institutions. The NITI Aayog will work towards the following objectives:

- a. To evolve a shared vision of national development priorities, sectors and strategies with the active involvement of States in the light of national objectives. The vision of the NITI Aayog will then provide a framework 'national agenda' for the Prime Minister and the Chief Ministers to provide impetus to
- b. To foster cooperative federalism through structured support initiatives and mechanisms with the States on a continuous basis, recognizing that strong States make a strong nation
- c. To develop mechanisms to formulate credible plans at the village level and aggregate these progressively at higher levels of government
- d. To ensure, on areas that are specifically referred to it, that the interests of national security are incorporated in economic strategy and policy
- e. To pay special attention to the sections of our society that may be at risk of not benefitting adequately from economic progress
- f. To design strategic and long term policy and programme frameworks and initiatives, and monitor their progress and their efficacy. The lessons learnt through monitoring and feedback will be used for making innovative improvements, including necessary mid-course corrections
- g. To provide advice and encourage partnerships between key stakeholders and national and international like-minded Think Tanks, as well as educational and policy research institutions
- h. To create a knowledge, innovation and entrepreneurial support system through a collaborative community of national and international experts, practitioners and other partners
- i. To offer a platform for resolution of inter-sectoral and inter-departmental issues in order to accelerate the

- j. To maintain a state-of-the-art Resource Centre, be a repository of research on good governance and best practices in sustainable and equitable development as well as help their dissemination to stake-holders
- k. To actively monitor and evaluate the implementation of programmes and initiatives, including the identification of the needed resources so as to strengthen the probability of success and scope of delivery
- l. To focus on technology upgradation and capacity building for implementation of programmes and initiatives
- m. To undertake other activities as may be necessary in order to further the execution of the national development agenda, and the objectives mentioned above
13. The NITI Aayog will comprise the following:
- a. Prime Minister of India as the Chairperson
- b. Governing Council comprising the Chief Ministers of all the States and Lt. Governors of Union Territories
- c. Regional Councils will be formed to address specific issues and contingencies impacting more than one state or a region. These will be formed for a specified tenure. The Regional Councils will be convened by the Prime Minister and will comprise of the Chief Ministers of States and Lt. Governors of Union Territories in the region. These will be chaired by the Chairperson of the NITI Aayog or his nominee
- d. Experts, specialists and practitioners with relevant domain knowledge as special invitees nominated by the Prime Minister
- e. The full-time organizational framework will comprise of, in addition to the Prime Minister as the Chairperson:
- i. Vice-Chairperson: To be appointed by the Prime Minister
- ii. Members: Full-time
- iii. Part-time members: Maximum of 2 from leading universities research organizations and other relevant institutions in an ex-officio capacity. Part time members will be on a rotational basis
- iv. Ex Officio members: Maximum of 4 members of the Union Council of Ministers to be nominated by the Prime Minister
- v. Chief Executive Officer: To be appointed by the Prime Minister for a fixed tenure, in the rank of Secretary to the Government of India
- vi. Secretariat as deemed necessary
14. Swami Vivekananda said "Take up one idea. Make that one idea your life – think it, dream of it, live on that idea. Let the brain, muscles, nerves, every part of your body, be full of that idea and just leave every other idea alone. This is the way to success." Through its commitment to a cooperative federalism, promotion of citizen engagement, egalitarian access to opportunity, participative and adaptive governance and increasing use of technology, the NITI Aayog will seek to provide a critical directional and strategic input into the development process. This, along with being the incubator of ideas for development, will be the core mission of NITI Aayog.
15. This Resolution shall come into force and shall be deemed to have come into force with effect from the 1st day of January, 2015 and Resolution No. 1-P(C)/50 dated the 15th March 1950, shall stand superseded with effect from the date of coming into force of this Resolution.

SANJUKTA RAY, Director

**CABINET SECRETARIAT
NOTIFICATION**

New Delhi, the 7th January, 2015

No. 1/51/1/2015-Cab.— In pursuance of the Cabinet Secretariat Resolution dated 1st January, 2015, the Prime Minister has approved the constitution of the National Institution for Transforming India (NITI Aayog) as under:

- (i) **Chairperson : Shri Narendra Modi, Prime Minister**
- (ii) **Vice-Chairperson: Dr. Arvind Panagariya**
- (iii) **Full-time Members:**
 - a) Shri Bibek Debroy
 - b) Dr. V. K. Saraswat, former Secretary, Defence R & D
- (iv) **Ex Officio Members:**
 - a) Shri Raj Nath Singh, Minister of Home Affairs
 - b) Shri Arun Jaitley, Minister of Finance; Minister of Corporate Affairs; and Minister of Information and Broadcasting
 - c) Shri Suresh Prabhu, Minister of Railways
 - d) Shri Radha Mohan Singh, Minister of Agriculture
- (v) **Special Invitees:**
 - a) Shri Nitin Jairam Gadkari, Minister of Road Transport and Highways; and Minister of Shipping
 - b) Shri Thaawar Chand Gehlot, Minister of Social Justice and Empowerment
 - c) Smt. Smriti Zubin Irani, Minister of Human Resource Development.

SANJUKTA RAY, Director

[TO BE PUBLISHED IN THE GAZETTE OF INDIA, EXTRAORDINARY, PART I, SECTION 1]

**GOVERNMENT OF INDIA
CABINET SECRETARIAT**

New Delhi,
The 16th February, 2015

RESOLUTION

No. 511/2/1/2015-Cab. – In the resolution of the Cabinet Secretariat vide No. 511/2/1/2015-Cab., dated 1st January, 2015, published in the Gazette of India, Extraordinary, Part I, Section 1, dated the 7th January, 2015, in paragraph 13, for item (b), the following item shall be substituted, namely:-

"(b) Governing Council comprising the Chief Ministers of all the States and Union territories with Legislatures and Lt. Governors of other Union territories."


(Sanjukta Ray)
Director

The General Manager,
Government of India Press,
Maya Puri,
New Delhi